

Track Rating: Good 3, Weather: Fine, Rail Position: +6m

Section															
Field Times															
		Overall	L1200	L1000	L800	L600	L400								
		1:23.53 (0:14.22)	1:09.31 (0:11.51)	0:57.80 (0:12.27)	0:45.53 (0:12.32)	0:33.21 (0:11.24)	0:21.97 (0:10.72)								
Position	#	Horse/Jockey	Barrier	Top Speed [km/h]	Fastest Section	First 400m									From Winner [m]
1	4	PERICLES Vincent Colgan	9	68.8 400-200	0:10.62 400-200	0:25.78	1:23.53 (0:14.28)	1:09.25 [2] (0:11.50)	0:57.75 [2] (0:12.31)	0:45.44 [2] (0:12.36)	0:33.08 [2] (0:11.20)	0:21.88 [2] (0:10.62)			
2	2	TANGANYIKA James Doyle	8	70.2 400-200	0:10.31 400-200	0:26.62	1:23.62 (0:15.27)	1:08.35 [8] (0:11.35)	0:57.00 [8] (0:12.18)	0:44.82 [7] (0:12.46)	0:32.36 [8] (0:10.96)	0:21.40 [7] (0:10.31)		-4	
3	3	THERE GOES MY HERO Masahiro Hashizume	5	68.4 400-200	0:10.76 400-200	0:25.73	1:23.63 (0:14.21)	1:09.42 [1] (0:11.52)	0:57.90 [1] (0:12.27)	0:45.63 [1] (0:12.32)	0:33.31 [1] (0:11.24)	0:22.07 [1] (0:10.76)		-5	
4	1	ANTRIM COAST Craig Grylls	4	68.4 400-200	0:10.64 400-200	0:26.16	1:23.97 (0:14.66)	1:09.31 [4] (0:11.50)	0:57.81 [4] (0:12.19)	0:45.62 [4] (0:12.36)	0:33.26 [3] (0:11.34)	0:21.92 [4] (0:10.64)		+0	
5	6	GLITZY GLORY Matthew Cameron	6	68.2 400-200	0:10.67 400-200	0:26.46	1:23.97 (0:14.94)	1:09.03 [6] (0:11.52)	0:57.51 [6] (0:12.23)	0:45.28 [6] (0:12.35)	0:32.93 [6] (0:11.15)	0:21.78 [6] (0:10.67)		-1	
6	8	TIDE AND TIME Sam Weatherley	7	69.5 400-200	0:10.59 400-200	0:26.60	1:24.17 (0:15.02)	1:09.15 [7] (0:11.57)	0:57.56 [7] (0:12.25)	0:45.32 [8] (0:12.41)	0:32.91 [7] (0:11.11)	0:21.80 [8] (0:10.59)		+0	
7	7	RUE DE RIVOLI Niranjan Parmar	3	69.8 600-400	0:10.66 400-200	0:26.33	1:24.24 (0:14.94)	1:09.30 [5] (0:11.39)	0:57.91 [5] (0:12.21)	0:45.70 [5] (0:12.49)	0:33.21 [5] (0:11.04)	0:22.17 [5] (0:10.66)		-2	
8	5	ALMACETA Sam Spratt	2	68.8 400-200	0:10.77 400-200	0:26.07	1:24.28 (0:14.47)	1:09.82 [3] (0:11.60)	0:58.22 [3] (0:12.17)	0:46.05 [3] (0:12.51)	0:33.54 [4] (0:11.28)	0:22.25 [3] (0:10.77)		-3	

Scratched: Saluto (#9)

Track Rating: Good 3, Weather: Fine, Rail Position: +6m

Section												L200		
Field Times												0:11.25		
												(0:11.25)		
Position	#	Horse/Jockey	Barrier	Top Speed [km/h]	Fastest Section	First 400m		Margin						From Winner [m]
1	4	PERICLES	9	68.8	0:10.62	0:25.78	0:11.26 [1]	1:23.53						
		Vincent Colgan		400-200	400-200		(0:11.26)							
2	2	TANGANYIKA	8	70.2	0:10.31	0:26.62	0:11.09 [3]	0.6L						-4
		James Doyle		400-200	400-200		(0:11.09)							
3	3	THERE GOES MY HERO	5	68.4	0:10.76	0:25.73	0:11.31 [2]	0.7L						-5
		Masahiro Hashizume		400-200	400-200		(0:11.31)							
4	1	ANTRIM COAST	4	68.4	0:10.64	0:26.16	0:11.28 [4]	2.9L						+0
		Craig Grylls		400-200	400-200		(0:11.28)							
5	6	GLITZY GLORY	6	68.2	0:10.67	0:26.46	0:11.11 [7]	2.9L						-1
		Matthew Cameron		400-200	400-200		(0:11.11)							
6	8	TIDE AND TIME	7	69.5	0:10.59	0:26.60	0:11.21 [8]	4.2L						+0
		Sam Weatherley		400-200	400-200		(0:11.21)							
7	7	RUE DE RIVOLI	3	69.8	0:10.66	0:26.33	0:11.51 [5]	4.8L						-2
		Niranjan Parmar		600-400	400-200		(0:11.51)							
8	5	ALMACETA	2	68.8	0:10.77	0:26.07	0:11.48 [6]	5.1L						-3
		Sam Spratt		400-200	400-200		(0:11.48)							

Scratched: Saluto (#9)

Horse/Jockey Name	PERICLES
Finish Rank	1
Fastest Section Time (Section)	0:10.62 (L400)
Top Speed [km/h] (Section)	68.8 (L400)
Race State	Finished



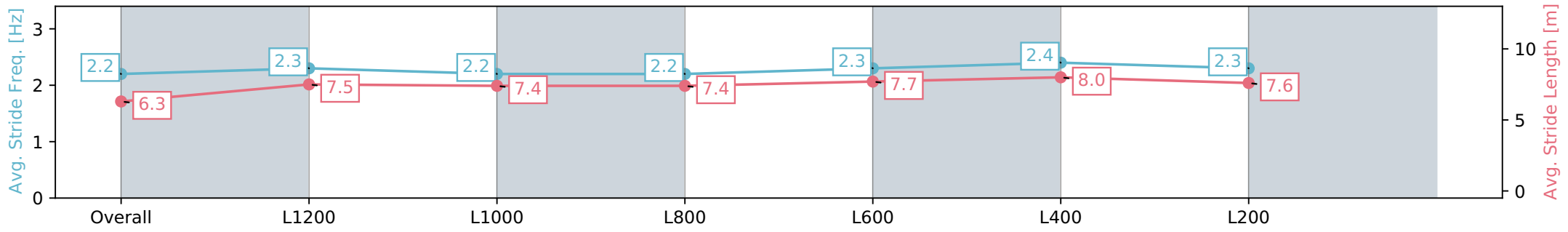
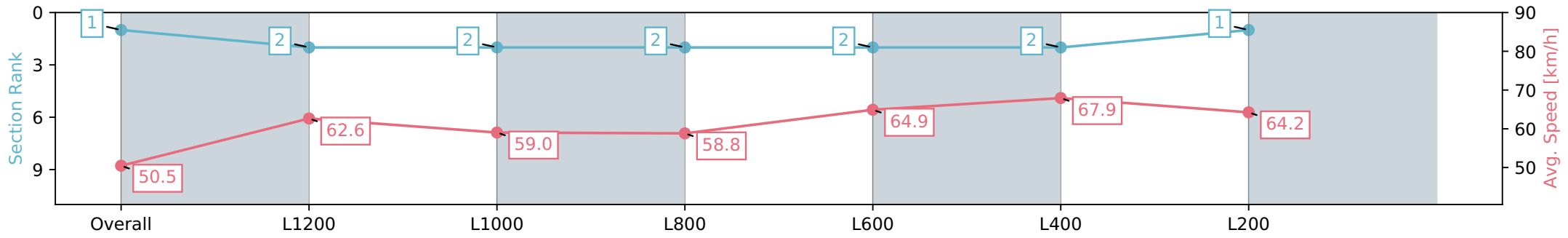
Pukekohe Park NZ - Professional
 Race 5: JOIN THE BGP KM PUNTERS CLUB VIA TAB.CO.NZ
 1400 - 1400m



21 January 2024 - 2:55PM

Track Rating: Good 3, Weather: Fine, Rail Position: +6m

Section	Overall	L1200	L1000	L800	L600	L400	L200
Section Times	1:23.53 [1] (0:14.28)	1:09.25 [2] (0:11.50)	0:57.75 [2] (0:12.31)	0:45.44 [2] (0:12.36)	0:33.08 [2] (0:11.20)	0:21.88 [2] (0:10.62)	0:11.26 [1] (0:11.26)
Average Speed [km/h]	50.5	62.6	59.0	58.8	64.9	67.9	64.2
Top Speed [km/h]	63.1	64.4	60.3	60.9	68.2	68.8	65.2
Avg. Dist. to Rail [m]	5.5	1.5	1.7	1.9	2.6	3.7	4.5
Avg. Stride Freq. [Hz]	2.2	2.3	2.2	2.2	2.3	2.4	2.3
Avg. Stride Length [m]	6.3	7.5	7.4	7.4	7.7	8.0	7.6



- [] Ranking at each section and finish
- :-:- No data available at this section
- NA No data available

Horse/Jockey Name	TANGANYIKA
Finish Rank	2
Fastest Section Time (Section)	0:10.31 (L400)
Top Speed [km/h] (Section)	70.2 (L400)
Race State	Finished



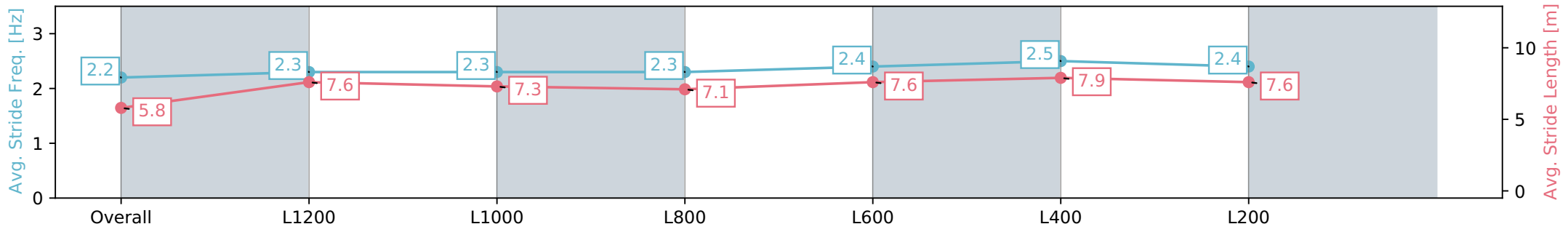
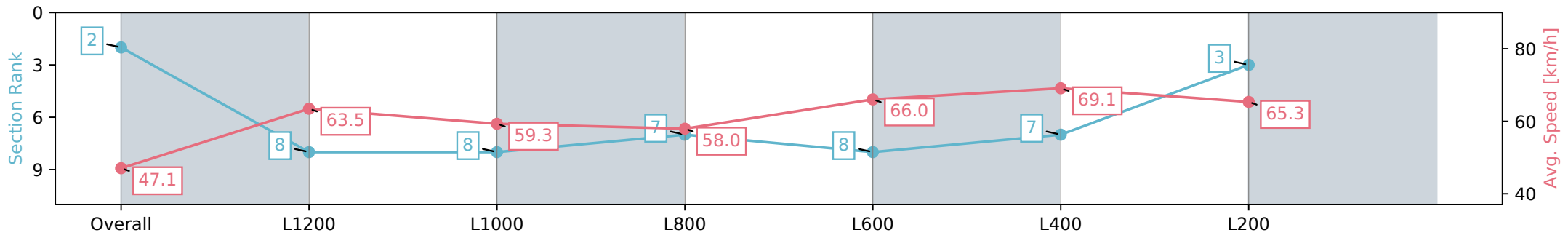
Pukekohe Park NZ - Professional
 Race 5: JOIN THE BGP KM PUNTERS CLUB VIA TAB.CO.NZ
 1400 - 1400m



21 January 2024 - 2:55PM

Track Rating: Good 3, Weather: Fine, Rail Position: +6m

Section	Overall	L1200	L1000	L800	L600	L400	L200
Section Times	1:23.62 [2] (0:15.27)	1:08.35 [8] (0:11.35)	0:57.00 [8] (0:12.18)	0:44.82 [7] (0:12.46)	0:32.36 [8] (0:10.96)	0:21.40 [7] (0:10.31)	0:11.09 [3] (0:11.09)
Average Speed [km/h]	47.1	63.5	59.3	58.0	66.0	69.1	65.3
Top Speed [km/h]	61.8	64.9	60.5	61.1	68.8	70.2	68.5
Avg. Dist. to Rail [m]	4.6	0.4	0.4	0.6	2.2	3.8	6.3
Avg. Stride Freq. [Hz]	2.2	2.3	2.3	2.3	2.4	2.5	2.4
Avg. Stride Length [m]	5.8	7.6	7.3	7.1	7.6	7.9	7.6



- [] Ranking at each section and finish
- :-:- No data available at this section
- NA No data available

Horse/Jockey Name	THERE GOES MY HERO
Finish Rank	3
Fastest Section Time (Section)	0:10.76 (L400)
Top Speed [km/h] (Section)	68.4 (L400)
Race State	Finished



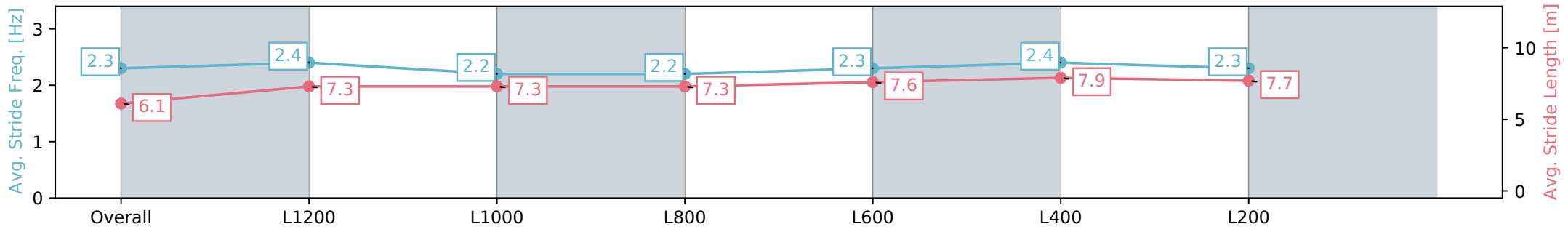
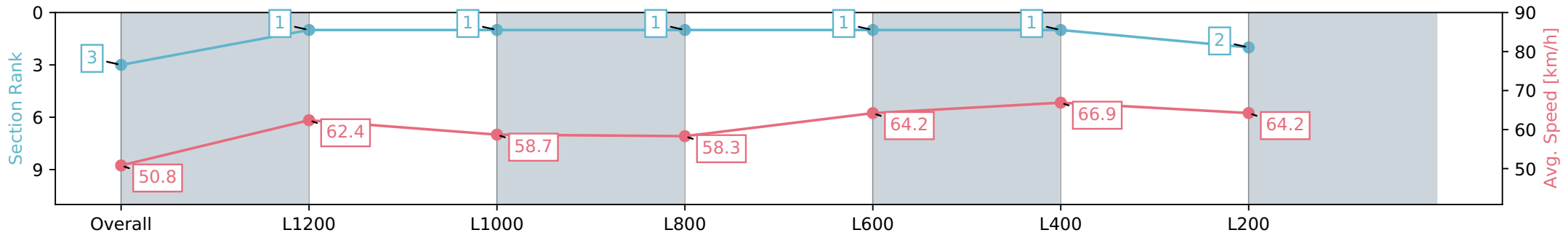
Pukekohe Park NZ - Professional
 Race 5: JOIN THE BGP KM PUNTERS CLUB VIA TAB.CO.NZ
 1400 - 1400m



21 January 2024 - 2:55PM

Track Rating: Good 3, Weather: Fine, Rail Position: +6m

Section	Overall	L1200	L1000	L800	L600	L400	L200
Section Times	1:23.63 [3] (0:14.21)	1:09.42 [1] (0:11.52)	0:57.90 [1] (0:12.27)	0:45.63 [1] (0:12.32)	0:33.31 [1] (0:11.24)	0:22.07 [1] (0:10.76)	0:11.31 [2] (0:11.31)
Average Speed [km/h]	50.8	62.4	58.7	58.3	64.2	66.9	64.2
Top Speed [km/h]	64.4	64.6	60.5	60.9	67.2	68.4	65.2
Avg. Dist. to Rail [m]	2.1	0.3	0.3	0.3	1.0	2.0	3.6
Avg. Stride Freq. [Hz]	2.3	2.4	2.2	2.2	2.3	2.4	2.3
Avg. Stride Length [m]	6.1	7.3	7.3	7.3	7.6	7.9	7.7



- [] Ranking at each section and finish
- :-:- No data available at this section
- NA No data available

Horse/Jockey Name	ANTRIM COAST
Finish Rank	4
Fastest Section Time (Section)	0:10.64 (L400)
Top Speed [km/h] (Section)	68.4 (L400)
Race State	Finished



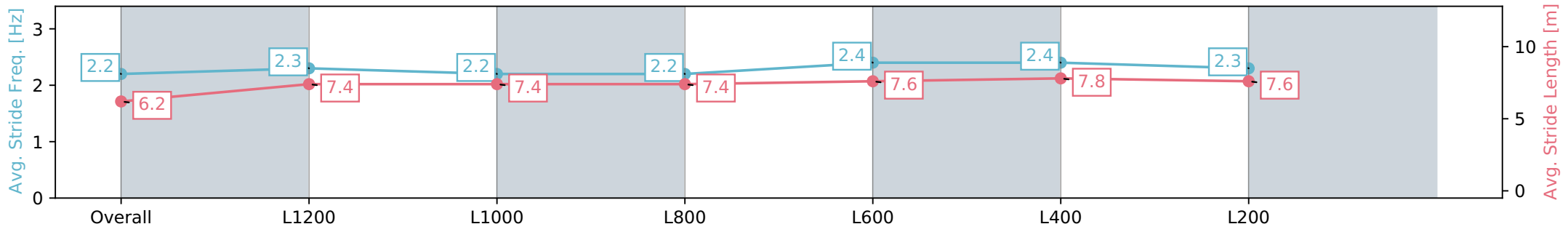
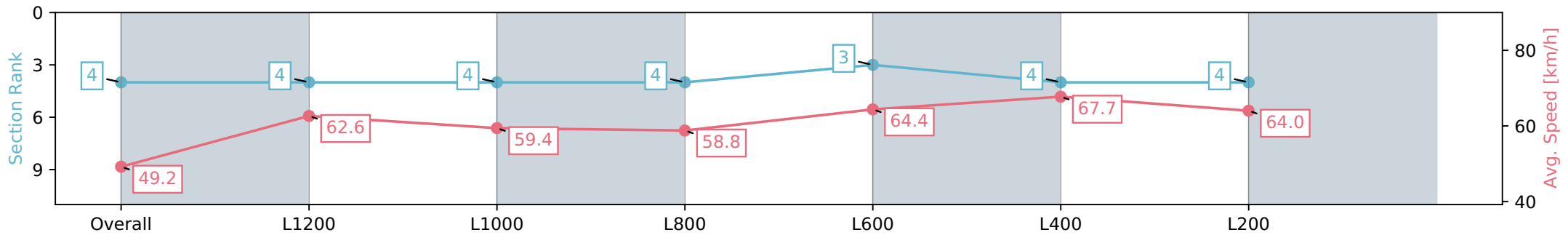
Pukekohe Park NZ - Professional
 Race 5: JOIN THE BGP KM PUNTERS CLUB VIA TAB.CO.NZ
 1400 - 1400m



21 January 2024 - 2:55PM

Track Rating: Good 3, Weather: Fine, Rail Position: +6m

Section	Overall	L1200	L1000	L800	L600	L400	L200
Section Times	1:23.97 [4] (0:14.66)	1:09.31 [4] (0:11.50)	0:57.81 [4] (0:12.19)	0:45.62 [4] (0:12.36)	0:33.26 [3] (0:11.34)	0:21.92 [4] (0:10.64)	0:11.28 [4] (0:11.28)
Average Speed [km/h]	49.2	62.6	59.4	58.8	64.4	67.7	64.0
Top Speed [km/h]	62.4	63.3	60.7	61.2	67.9	68.4	66.4
Avg. Dist. to Rail [m]	1.9	1.0	1.1	1.9	3.9	6.2	7.4
Avg. Stride Freq. [Hz]	2.2	2.3	2.2	2.2	2.4	2.4	2.3
Avg. Stride Length [m]	6.2	7.4	7.4	7.4	7.6	7.8	7.6



- [] Ranking at each section and finish
- :-:- No data available at this section
- NA No data available

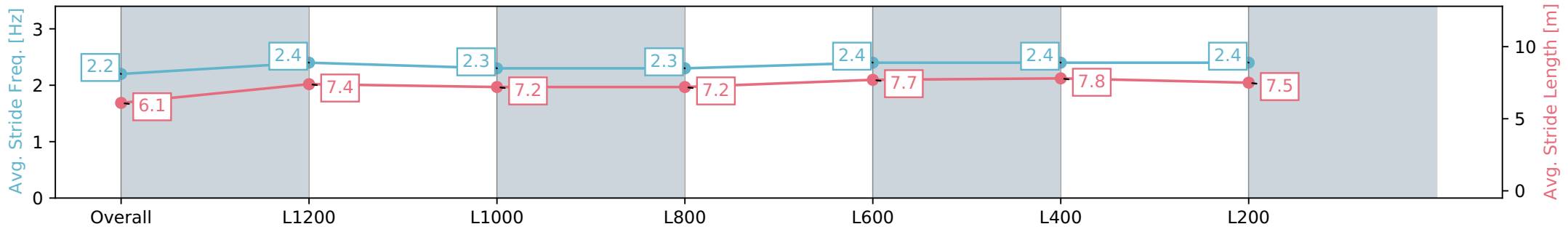
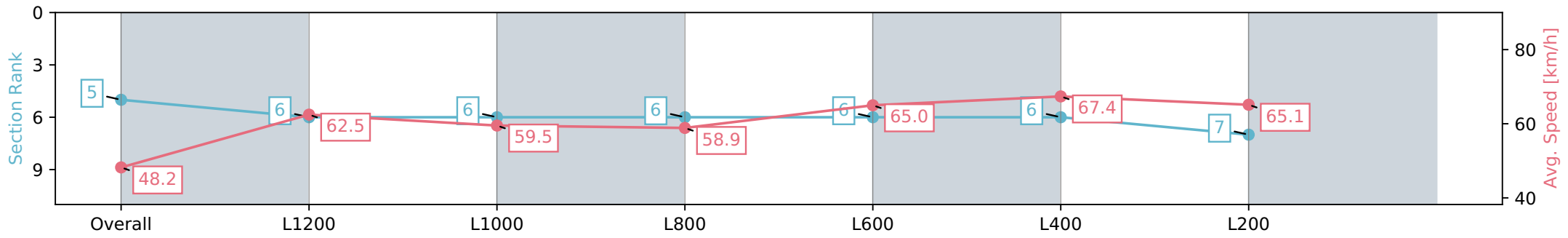
Horse/Jockey Name	GLITZY GLORY
Finish Rank	5
Fastest Section Time (Section)	0:10.67 (L400)
Top Speed [km/h] (Section)	68.2 (L400)
Race State	Finished



Pukekohe Park NZ - Professional
 Race 5: JOIN THE BGP KM PUNTERS CLUB VIA TAB.CO.NZ
 1400 - 1400m
 21 January 2024 - 2:55PM
 Track Rating: Good 3, Weather: Fine, Rail Position: +6m



Section	Overall	L1200	L1000	L800	L600	L400	L200
Section Times	1:23.97 [5] (0:14.94)	1:09.03 [6] (0:11.52)	0:57.51 [6] (0:12.23)	0:45.28 [6] (0:12.35)	0:32.93 [6] (0:11.15)	0:21.78 [6] (0:10.67)	0:11.11 [7] (0:11.11)
Average Speed [km/h]	48.2	62.5	59.5	58.9	65.0	67.4	65.1
Top Speed [km/h]	62.5	64.2	61.1	60.9	67.8	68.2	67.1
Avg. Dist. to Rail [m]	2.9	1.1	1.6	1.5	2.1	3.7	3.3
Avg. Stride Freq. [Hz]	2.2	2.4	2.3	2.3	2.4	2.4	2.4
Avg. Stride Length [m]	6.1	7.4	7.2	7.2	7.7	7.8	7.5



- [] Ranking at each section and finish
- :-:- No data available at this section
- NA No data available

Horse/Jockey Name	TIDE AND TIME
Finish Rank	6
Fastest Section Time (Section)	0:10.59 (L400)
Top Speed [km/h] (Section)	69.5 (L400)
Race State	Finished



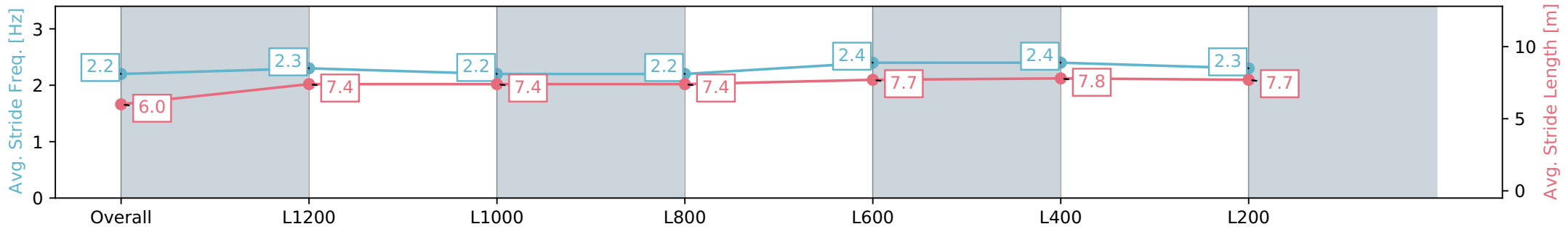
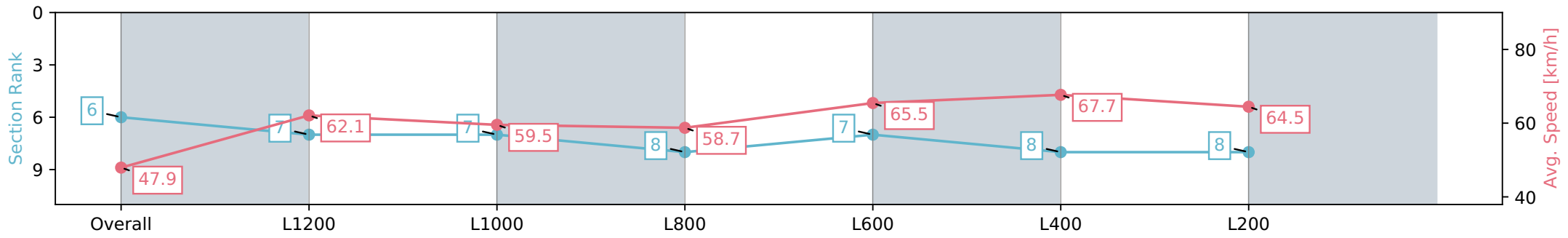
Pukekohe Park NZ - Professional
 Race 5: JOIN THE BGP KM PUNTERS CLUB VIA TAB.CO.NZ
 1400 - 1400m



21 January 2024 - 2:55PM

Track Rating: Good 3, Weather: Fine, Rail Position: +6m

Section	Overall	L1200	L1000	L800	L600	L400	L200
Section Times	1:24.17 [6] (0:15.02)	1:09.15 [7] (0:11.57)	0:57.56 [7] (0:12.25)	0:45.32 [8] (0:12.41)	0:32.91 [7] (0:11.11)	0:21.80 [8] (0:10.59)	0:11.21 [8] (0:11.21)
Average Speed [km/h]	47.9	62.1	59.5	58.7	65.5	67.7	64.5
Top Speed [km/h]	60.5	63.5	62.0	61.6	68.4	69.5	66.6
Avg. Dist. to Rail [m]	4.0	1.6	2.2	2.2	3.7	7.0	8.8
Avg. Stride Freq. [Hz]	2.2	2.3	2.2	2.2	2.4	2.4	2.3
Avg. Stride Length [m]	6.0	7.4	7.4	7.4	7.7	7.8	7.7



- [] Ranking at each section and finish
- :-:- No data available at this section
- NA No data available

Horse/Jockey Name	RUE DE RIVOLI
Finish Rank	7
Fastest Section Time (Section)	0:10.66 (L400)
Top Speed [km/h] (Section)	69.8 (L600)
Race State	Finished



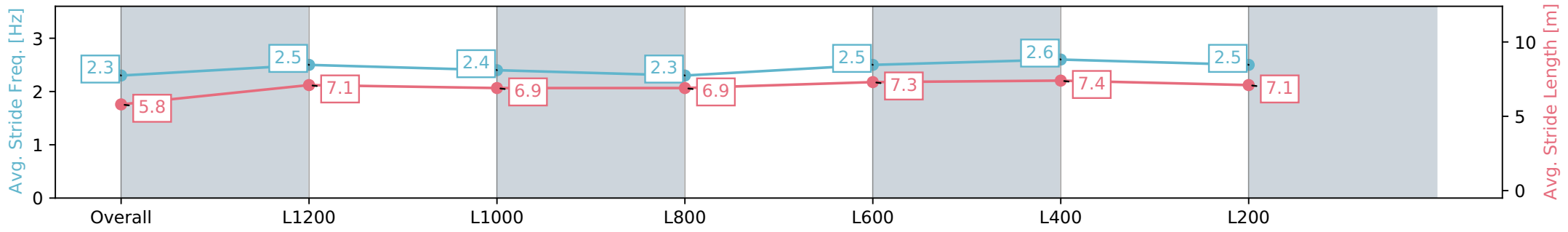
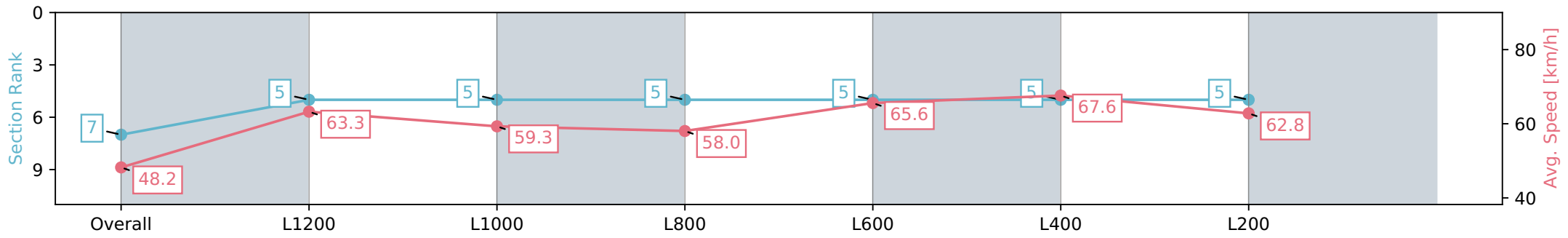
Pukekohe Park NZ - Professional
 Race 5: JOIN THE BGP KM PUNTERS CLUB VIA TAB.CO.NZ
 1400 - 1400m



21 January 2024 - 2:55PM

Track Rating: Good 3, Weather: Fine, Rail Position: +6m

Section	Overall	L1200	L1000	L800	L600	L400	L200
Section Times	1:24.24 [7] (0:14.94)	1:09.30 [5] (0:11.39)	0:57.91 [5] (0:12.21)	0:45.70 [5] (0:12.49)	0:33.21 [5] (0:11.04)	0:22.17 [5] (0:10.66)	0:11.51 [5] (0:11.51)
Average Speed [km/h]	48.2	63.3	59.3	58.0	65.6	67.6	62.8
Top Speed [km/h]	63.1	64.6	60.5	61.1	69.8	69.5	64.5
Avg. Dist. to Rail [m]	1.7	0.7	1.3	0.9	2.3	4.4	3.9
Avg. Stride Freq. [Hz]	2.3	2.5	2.4	2.3	2.5	2.6	2.5
Avg. Stride Length [m]	5.8	7.1	6.9	6.9	7.3	7.4	7.1



- [] Ranking at each section and finish
- :-:- No data available at this section
- NA No data available

Horse/Jockey Name	ALMACETA
Finish Rank	8
Fastest Section Time (Section)	0:10.77 (L400)
Top Speed [km/h] (Section)	68.8 (L400)
Race State	Finished



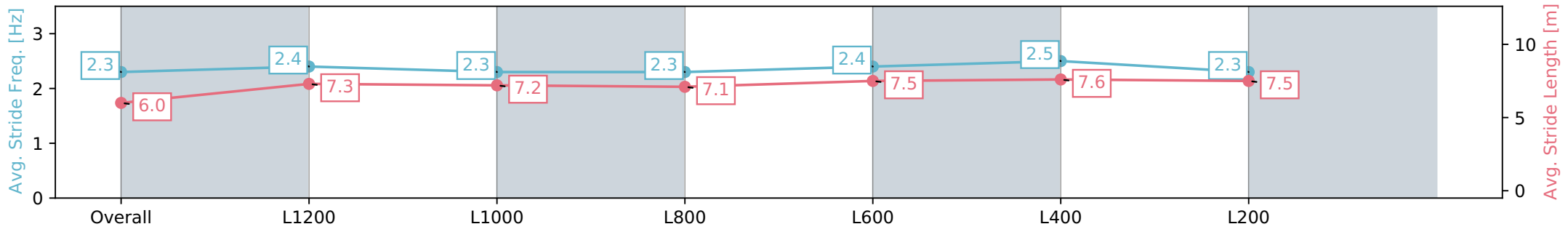
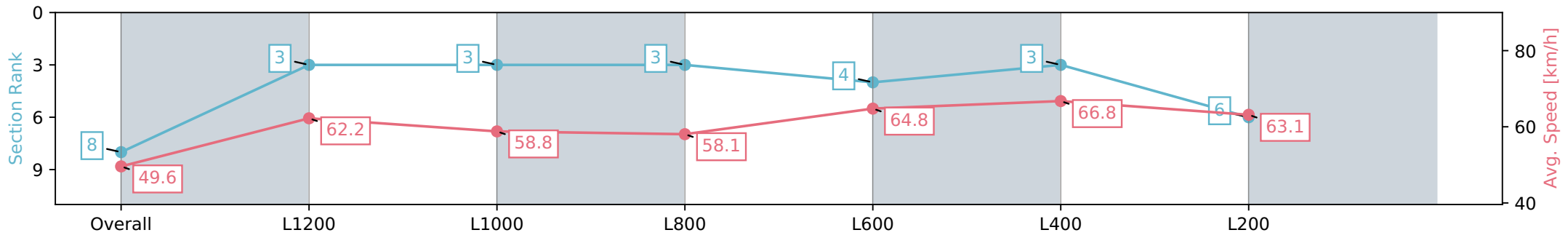
Pukekohe Park NZ - Professional
 Race 5: JOIN THE BGP KM PUNTERS CLUB VIA TAB.CO.NZ
 1400 - 1400m



21 January 2024 - 2:55PM

Track Rating: Good 3, Weather: Fine, Rail Position: +6m

Section	Overall	L1200	L1000	L800	L600	L400	L200
Section Times	1:24.28 [8] (0:14.47)	1:09.82 [3] (0:11.60)	0:58.22 [3] (0:12.17)	0:46.05 [3] (0:12.51)	0:33.54 [4] (0:11.28)	0:22.25 [3] (0:10.77)	0:11.48 [6] (0:11.48)
Average Speed [km/h]	49.6	62.2	58.8	58.1	64.8	66.8	63.1
Top Speed [km/h]	63.3	63.9	60.5	59.9	68.7	68.8	65.0
Avg. Dist. to Rail [m]	0.7	0.8	0.7	1.2	4.2	6.4	6.8
Avg. Stride Freq. [Hz]	2.3	2.4	2.3	2.3	2.4	2.5	2.3
Avg. Stride Length [m]	6.0	7.3	7.2	7.1	7.5	7.6	7.5



- [] Ranking at each section and finish
- :-:- No data available at this section
- NA No data available