

Track Rating: Good 4, Weather: Fine, Rail Position: +6m

Section													Overall		L1200	L1000	L800	L600	L400		
Field Times													1:16.79	1:08.46	0:57.09	0:45.30	0:33.44	0:22.15			
													(0:08.33)	(0:11.37)	(0:11.79)	(0:11.86)	(0:11.28)	(0:10.86)			
Position	#	Horse/Jockey	Barrier	Top Speed [km/h]	Fastest Section	First 400m												From Winner [m]			
1	7	RIGHTLY SO	13	69.8	0:08.93	0:26.25	1:16.79	1:07.86 [10]	0:56.33 [9]	0:44.46 [10]	0:32.49 [11]	0:21.56 [9]									
		Kazuya Asano		200-0	1200-1000		(0:08.93)	(0:11.53)	(0:11.87)	(0:11.97)	(0:10.93)	(0:10.53)									
2	18	SALUTO	9	69.8	0:09.12	0:26.72	1:16.87	1:07.75 [11]	0:55.97 [12]	0:44.36 [12]	0:32.54 [12]	0:21.46 [10]						+5			
		Joe Doyle		200-0	1200-1000		(0:09.12)	(0:11.78)	(0:11.61)	(0:11.82)	(0:11.08)	(0:10.42)									
3	10	FASHION DELIGHT	3	68.7	0:08.47	0:25.72	1:16.96	1:08.49 [3]	0:56.89 [5]	0:45.16 [4]	0:33.31 [3]	0:22.13 [4]						+1			
		Wiremu Pinn		400-200	1200-1000		(0:08.47)	(0:11.60)	(0:11.73)	(0:11.85)	(0:11.18)	(0:10.67)									
4	14	ELECTRIC DREAM	1	68.7	0:08.75	0:26.07	1:17.11	1:08.36 [8]	0:56.78 [8]	0:45.01 [8]	0:33.12 [8]	0:22.18 [6]						-2			
		Sam Weatherley		400-200	1200-1000		(0:08.75)	(0:11.57)	(0:11.77)	(0:11.89)	(0:10.94)	(0:10.91)									
5	5	WITHALLMYFAITH	8	67.4	0:08.53	0:25.90	1:17.18	1:08.65 [6]	0:57.06 [7]	0:45.31 [5]	0:33.35 [5]	0:22.23 [7]						+2			
		Ace Lawson-Carroll		200-0	1200-1000		(0:08.53)	(0:11.59)	(0:11.75)	(0:11.96)	(0:11.12)	(0:10.81)									
6	12	ON SONG	5	66.5	0:08.38	0:25.56	1:17.25	1:08.87 [2]	0:57.52 [2]	0:45.76 [1]	0:33.90 [1]	0:22.62 [1]						+0			
		Masahiro Hashizume		200-0	1200-1000		(0:08.38)	(0:11.35)	(0:11.76)	(0:11.86)	(0:11.28)	(0:11.00)									
7	4	FULL MOON FEVER	18	68.9	0:08.53	0:25.86	1:17.28	1:08.76 [5]	0:57.35 [4]	0:45.39 [6]	0:33.44 [7]	0:22.38 [5]						+18			
		Craig Grylls		400-200	1200-1000		(0:08.53)	(0:11.41)	(0:11.96)	(0:11.95)	(0:11.06)	(0:10.87)									
8	13	BUSTLE	14	69.2	0:08.90	0:26.46	1:17.34	1:08.44 [9]	0:56.64 [10]	0:44.98 [11]	0:33.13 [9]	0:21.88 [11]						+5			
		Matthew Cameron		200-0	1200-1000		(0:08.90)	(0:11.80)	(0:11.66)	(0:11.85)	(0:11.25)	(0:10.57)									
9	9	SOUL QUEEN	7	67.3	0:08.33	0:25.55	1:17.45	1:09.12 [1]	0:57.75 [1]	0:45.85 [2]	0:34.01 [2]	0:22.79 [2]						+4			
		Samantha Spratt		200-0	1200-1000		(0:08.33)	(0:11.37)	(0:11.90)	(0:11.84)	(0:11.22)	(0:10.99)									
10	3	OUR PRECIOUS	6	67.5	0:08.57	0:25.76	1:17.95	1:09.37 [7]	0:58.06 [3]	0:46.31 [3]	0:34.22 [4]	0:23.15 [3]						+8			
		Elen Nicholas		400-200	1200-1000		(0:08.57)	(0:11.31)	(0:11.75)	(0:12.09)	(0:11.07)	(0:11.11)									

Scratched: Market Place (#1), William Munny (#2), Grand Cru (#8), Nohassle (#15), Top Card (#16)

Track Rating: Good 4, Weather: Fine, Rail Position: +6m

Section															
Field Times		Overall	L1200	L1000	L800	L600	L400								
		1:16.79	1:08.46	0:57.09	0:45.30	0:33.44	0:22.15								
		(0:08.33)	(0:11.37)	(0:11.79)	(0:11.86)	(0:11.28)	(0:10.86)								
Position	#	Horse/Jockey	Barrier	Top Speed [km/h]	Fastest Section	First 400m									From Winner [m]
11	6	DRAKON	4	67.1	0:09.47	0:26.97	1:18.34	1:08.87 [13]	0:57.08 [13]	0:45.57 [13]	0:33.79 [13]	0:22.77 [13]		-2	
		Bill Jacobson		400-200	1200-1000		(0:09.47)	(0:11.79)	(0:11.50)	(0:11.79)	(0:11.02)	(0:10.93)			
12	11	BELLA SCALA	11	66.9	0:08.52	0:25.88	1:18.38	1:09.86 [4]	0:58.30 [6]	0:46.41 [7]	0:34.54 [6]	0:23.25 [8]		+11	
		Ngakau Hailey		400-200	1200-1000		(0:08.52)	(0:11.56)	(0:11.89)	(0:11.87)	(0:11.28)	(0:11.10)			
13	17	OUR BIG BOY	2	66.1	0:09.32	0:26.41	1:19.76	1:10.44 [12]	0:59.03 [11]	0:47.50 [9]	0:35.54 [10]	0:24.28 [12]		-3	
		Lynsey Satherley		200-0	1200-1000		(0:09.32)	(0:11.41)	(0:11.53)	(0:11.96)	(0:11.25)	(0:11.39)			

Scratched: Market Place (#1), William Munny (#2), Grand Cru (#8), Nohassle (#15), Top Card (#16)

Track Rating: Good 4, Weather: Fine, Rail Position: +6m

Section												L200		
Field Times												0:11.28		
												(0:11.28)		
Position	#	Horse/Jockey	Barrier	Top Speed [km/h]	Fastest Section	First 400m	Margin					From Winner [m]		
1	7	RIGHTLY SO	13	69.8	0:08.93	0:26.25	0:11.03 [4]	1:16.79						
		Kazuya Asano		200-0	1200-1000		(0:11.03)							
2	18	SALUTO	9	69.8	0:09.12	0:26.72	0:11.04 [7]	0.6L					+5	
		Joe Doyle		200-0	1200-1000		(0:11.04)							
3	10	FASHION DELIGHT	3	68.7	0:08.47	0:25.72	0:11.46 [1]	1.1L					+1	
		Wiremu Pinn		400-200	1200-1000		(0:11.46)							
4	14	ELECTRIC DREAM	1	68.7	0:08.75	0:26.07	0:11.27 [8]	2.2L					-2	
		Sam Weatherley		400-200	1200-1000		(0:11.27)							
5	5	WITHALLMYFAITH	8	67.4	0:08.53	0:25.90	0:11.42 [5]	2.6L					+2	
		Ace Lawson-Carroll		200-0	1200-1000		(0:11.42)							
6	12	ON SONG	5	66.5	0:08.38	0:25.56	0:11.62 [2]	3.1L					+0	
		Masahiro Hashizume		200-0	1200-1000		(0:11.62)							
7	4	FULL MOON FEVER	18	68.9	0:08.53	0:25.86	0:11.51 [6]	3.3L					+18	
		Craig Grylls		400-200	1200-1000		(0:11.51)							
8	13	BUSTLE	14	69.2	0:08.90	0:26.46	0:11.30 [10]	3.6L					+5	
		Matthew Cameron		200-0	1200-1000		(0:11.30)							
9	9	SOUL QUEEN	7	67.3	0:08.33	0:25.55	0:11.80 [3]	4.4L					+4	
		Samantha Spratt		200-0	1200-1000		(0:11.80)							
10	3	OUR PRECIOUS	6	67.5	0:08.57	0:25.76	0:12.04 [9]	7.8L					+8	
		Elen Nicholas		400-200	1200-1000		(0:12.04)							

Scratched: Market Place (#1), William Munny (#2), Grand Cru (#8), Nohassle (#15), Top Card (#16)

Track Rating: Good 4, Weather: Fine, Rail Position: +6m

Section

Field Times

L200

0:11.28

(0:11.28)

Position	#	Horse/Jockey	Barrier	Top Speed [km/h]	Fastest Section	First 400m	Margin							From Winner [m]
11	6	DRAKON Bill Jacobson	4	67.1 400-200	0:09.47 1200-1000	0:26.97	0:11.84 [12] (0:11.84)	10.4L						-2
12	11	BELLA SCALA Ngakau Hailey	11	66.9 400-200	0:08.52 1200-1000	0:25.88	0:12.15 [11] (0:12.15)	10.6L						+11
13	17	OUR BIG BOY Lynsey Satherley	2	66.1 200-0	0:09.32 1200-1000	0:26.41	0:12.90 [13] (0:12.90)	19.8L						-3

Scratched: Market Place (#1), William Munny (#2), Grand Cru (#8), Nohassle (#15), Top Card (#16)

Horse/Jockey Name	RIGHTLY SO
Finish Rank	1
Fastest Section Time (Section)	0:08.93 (Overall)
Top Speed [km/h] (Section)	69.8 (L400)
Race State	Finished



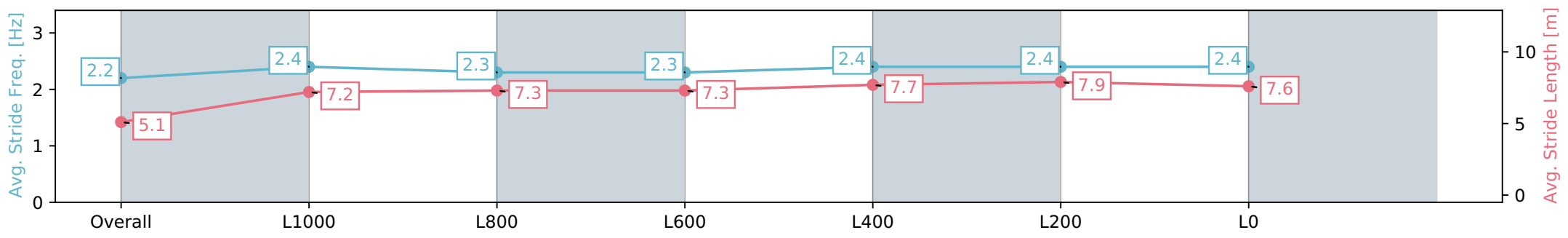
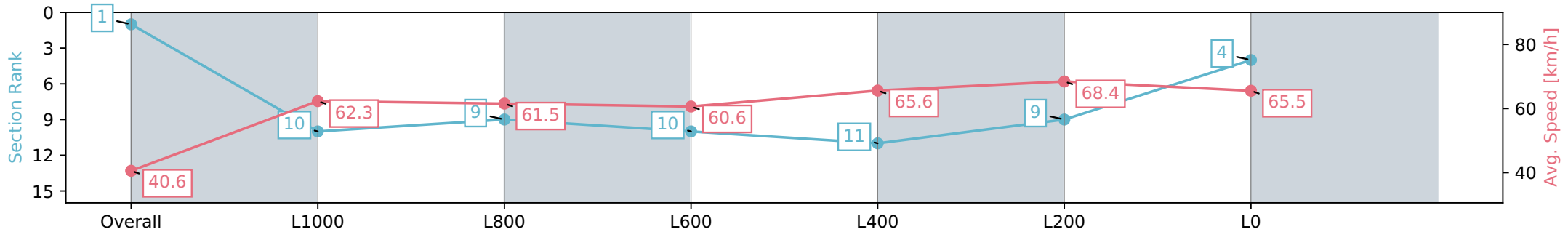
Pukekohe Park NZ - Professional
 Race 3: BRIGHTHILL FARM YEARLING DRAFT 1300 - 1300m



21 January 2024 - 1:46PM

Track Rating: Good 4, Weather: Fine, Rail Position: +6m

Section	Overall	L1000	L800	L600	L400	L200	L0
Section Times	1:16.79 [1] (0:08.93)	1:07.86 [10] (0:11.53)	0:56.33 [9] (0:11.87)	0:44.46 [10] (0:11.97)	0:32.49 [11] (0:10.93)	0:21.56 [9] (0:10.53)	0:11.03 [4] (0:11.03)
Average Speed [km/h]	40.6	62.3	61.5	60.6	65.6	68.4	65.5
Top Speed [km/h]	58.9	63.6	63.8	63.1	68.7	69.8	68.5
Avg. Dist. to Rail [m]	7.0	1.6	2.1	1.7	0.7	0.5	1.1
Avg. Stride Freq. [Hz]	2.2	2.4	2.3	2.3	2.4	2.4	2.4
Avg. Stride Length [m]	5.1	7.2	7.3	7.3	7.7	7.9	7.6



- [] Ranking at each section and finish
- :-:- No data available at this section
- NA No data available

Horse/Jockey Name	SALUTO
Finish Rank	2
Fastest Section Time (Section)	0:09.12 (Overall)
Top Speed [km/h] (Section)	69.8 (L400)
Race State	Finished



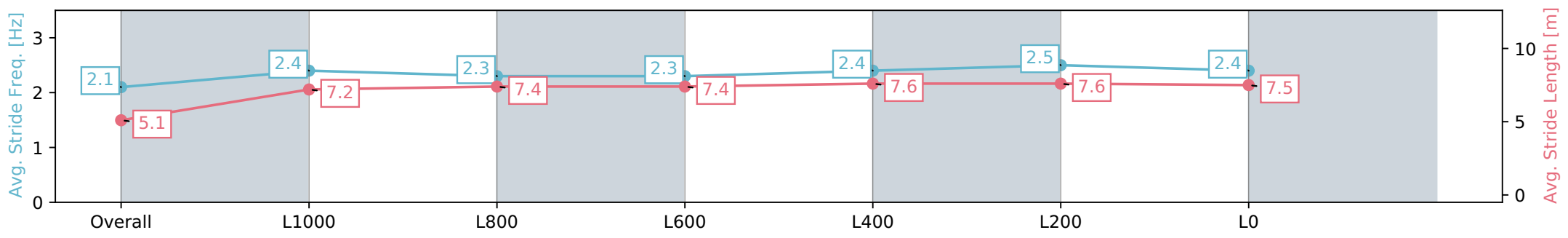
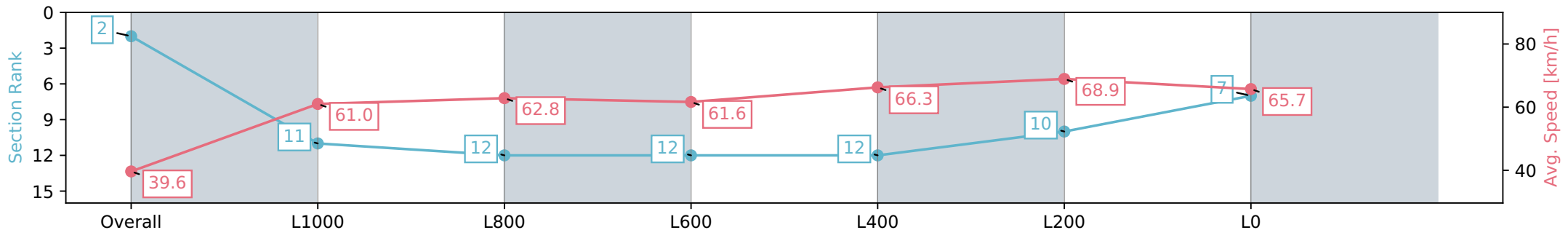
Pukekohe Park NZ - Professional
 Race 3: BRIGHTHILL FARM YEARLING DRAFT 1300 - 1300m



21 January 2024 - 1:46PM

Track Rating: Good 4, Weather: Fine, Rail Position: +6m

Section	Overall	L1000	L800	L600	L400	L200	L0
Section Times	1:16.87 [2] (0:09.12)	1:07.75 [11] (0:11.78)	0:55.97 [12] (0:11.61)	0:44.36 [12] (0:11.82)	0:32.54 [12] (0:11.08)	0:21.46 [10] (0:10.42)	0:11.04 [7] (0:11.04)
Average Speed [km/h]	39.6	61.0	62.8	61.6	66.3	68.9	65.7
Top Speed [km/h]	57.4	62.6	63.5	63.9	69.1	69.8	67.1
Avg. Dist. to Rail [m]	7.4	2.7	1.9	2.5	5.6	11.9	12.2
Avg. Stride Freq. [Hz]	2.1	2.4	2.3	2.3	2.4	2.5	2.4
Avg. Stride Length [m]	5.1	7.2	7.4	7.4	7.6	7.6	7.5



- [] Ranking at each section and finish
- :-:- No data available at this section
- NA No data available

Horse/Jockey Name	FASHION DELIGHT
Finish Rank	3
Fastest Section Time (Section)	0:08.47 (Overall)
Top Speed [km/h] (Section)	68.7 (L600)
Race State	Finished



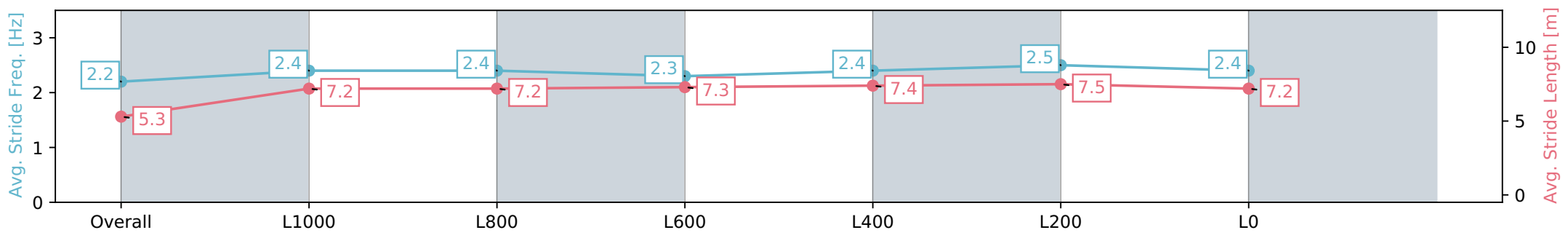
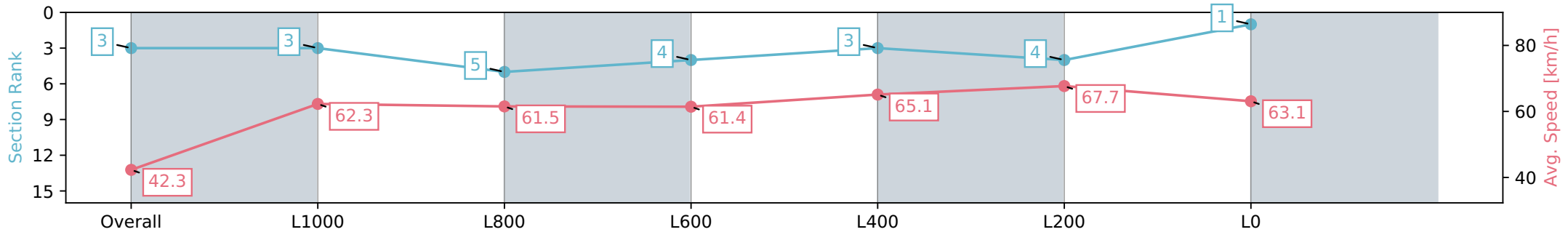
Pukekohe Park NZ - Professional
 Race 3: BRIGHTHILL FARM YEARLING DRAFT 1300 - 1300m



21 January 2024 - 1:46PM

Track Rating: Good 4, Weather: Fine, Rail Position: +6m

Section	Overall	L1000	L800	L600	L400	L200	L0
Section Times	1:16.96 [3] (0:08.47)	1:08.49 [3] (0:11.60)	0:56.89 [5] (0:11.73)	0:45.16 [4] (0:11.85)	0:33.31 [3] (0:11.18)	0:22.13 [4] (0:10.67)	0:11.46 [1] (0:11.46)
Average Speed [km/h]	42.3	62.3	61.5	61.4	65.1	67.7	63.1
Top Speed [km/h]	60.2	63.5	63.5	63.4	68.7	68.7	64.9
Avg. Dist. to Rail [m]	1.1	0.2	1.1	1.8	3.4	4.2	2.3
Avg. Stride Freq. [Hz]	2.2	2.4	2.4	2.3	2.4	2.5	2.4
Avg. Stride Length [m]	5.3	7.2	7.2	7.3	7.4	7.5	7.2



- [] Ranking at each section and finish
- :-:- No data available at this section
- NA No data available

Horse/Jockey Name	ELECTRIC DREAM
Finish Rank	4
Fastest Section Time (Section)	0:08.75 (Overall)
Top Speed [km/h] (Section)	68.7 (L600)
Race State	Finished



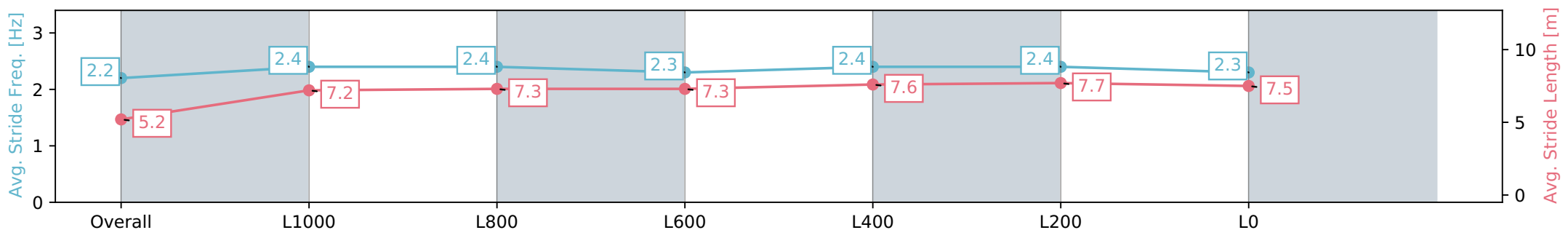
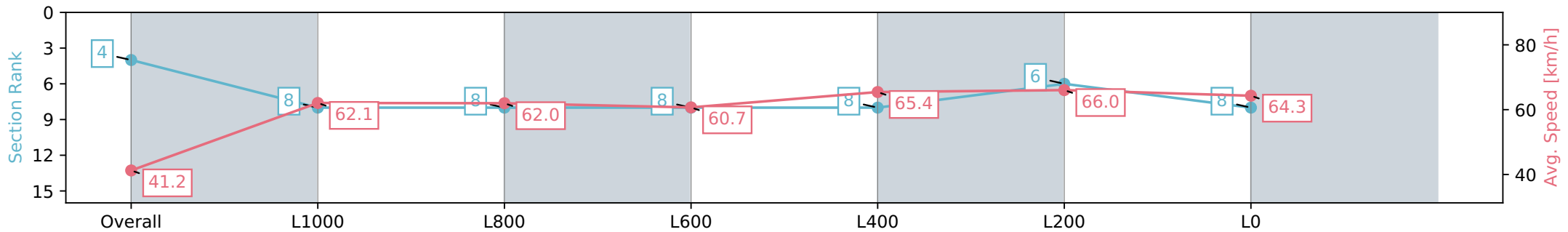
Pukekohe Park NZ - Professional
 Race 3: BRIGHTHILL FARM YEARLING DRAFT 1300 - 1300m



21 January 2024 - 1:46PM

Track Rating: Good 4, Weather: Fine, Rail Position: +6m

Section	Overall	L1000	L800	L600	L400	L200	L0
Section Times	1:17.11 [4] (0:08.75)	1:08.36 [8] (0:11.57)	0:56.78 [8] (0:11.77)	0:45.01 [8] (0:11.89)	0:33.12 [8] (0:10.94)	0:22.18 [6] (0:10.91)	0:11.27 [8] (0:11.27)
Average Speed [km/h]	41.2	62.1	62.0	60.7	65.4	66.0	64.3
Top Speed [km/h]	58.9	64.0	63.9	63.3	68.7	67.2	66.6
Avg. Dist. to Rail [m]	0.6	0.2	1.9	1.1	1.3	1.1	2.2
Avg. Stride Freq. [Hz]	2.2	2.4	2.4	2.3	2.4	2.4	2.3
Avg. Stride Length [m]	5.2	7.2	7.3	7.3	7.6	7.7	7.5



- [] Ranking at each section and finish
- :-:- No data available at this section
- NA No data available

Horse/Jockey Name	WITHALLMYFAITH
Finish Rank	5
Fastest Section Time (Section)	0:08.53 (Overall)
Top Speed [km/h] (Section)	67.4 (L400)
Race State	Finished



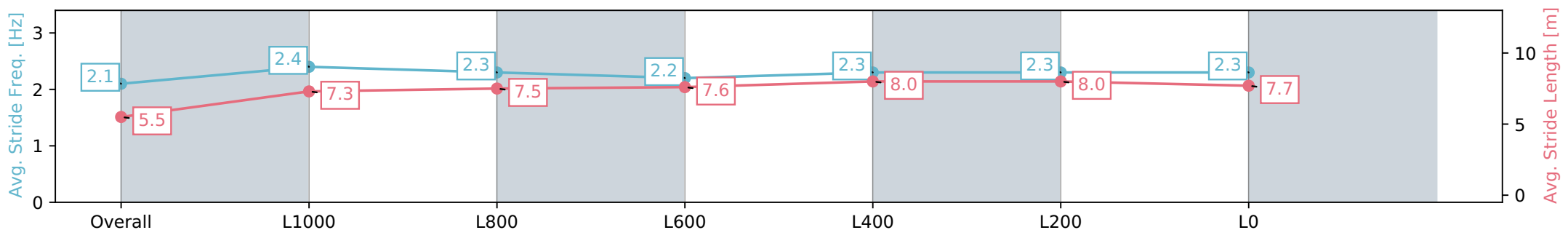
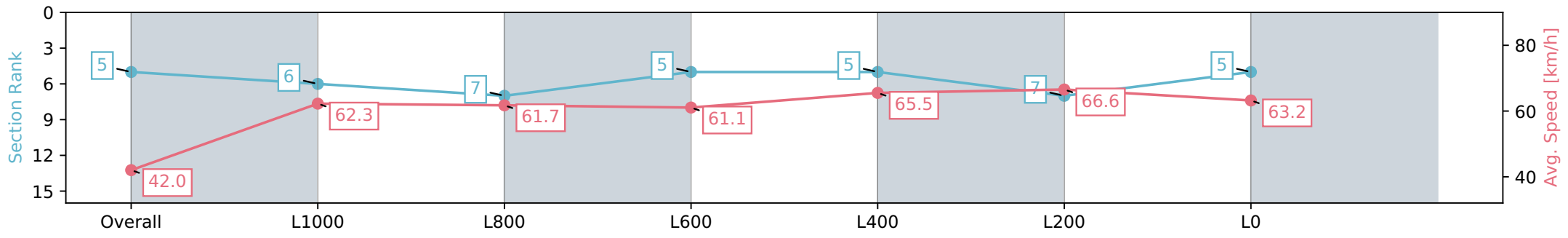
Pukekohe Park NZ - Professional
 Race 3: BRIGHTHILL FARM YEARLING DRAFT 1300 - 1300m



21 January 2024 - 1:46PM

Track Rating: Good 4, Weather: Fine, Rail Position: +6m

Section	Overall	L1000	L800	L600	L400	L200	L0
Section Times	1:17.18 [5] (0:08.53)	1:08.65 [6] (0:11.59)	0:57.06 [7] (0:11.75)	0:45.31 [5] (0:11.96)	0:33.35 [5] (0:11.12)	0:22.23 [7] (0:10.81)	0:11.42 [5] (0:11.42)
Average Speed [km/h]	42.0	62.3	61.7	61.1	65.5	66.6	63.2
Top Speed [km/h]	60.5	64.1	63.4	63.6	67.2	67.4	65.1
Avg. Dist. to Rail [m]	7.0	3.3	1.7	2.3	2.9	5.3	7.1
Avg. Stride Freq. [Hz]	2.1	2.4	2.3	2.2	2.3	2.3	2.3
Avg. Stride Length [m]	5.5	7.3	7.5	7.6	8.0	8.0	7.7



- [] Ranking at each section and finish
- :-:- No data available at this section
- NA No data available

Horse/Jockey Name	ON SONG
Finish Rank	6
Fastest Section Time (Section)	0:08.38 (Overall)
Top Speed [km/h] (Section)	66.5 (L400)
Race State	Finished



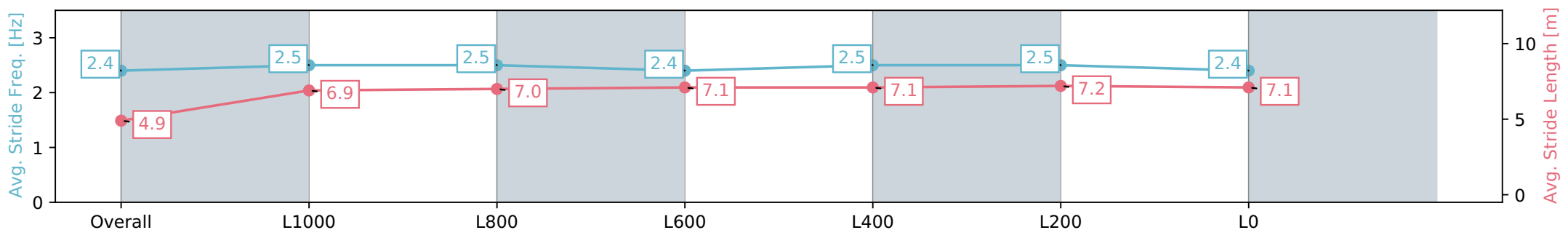
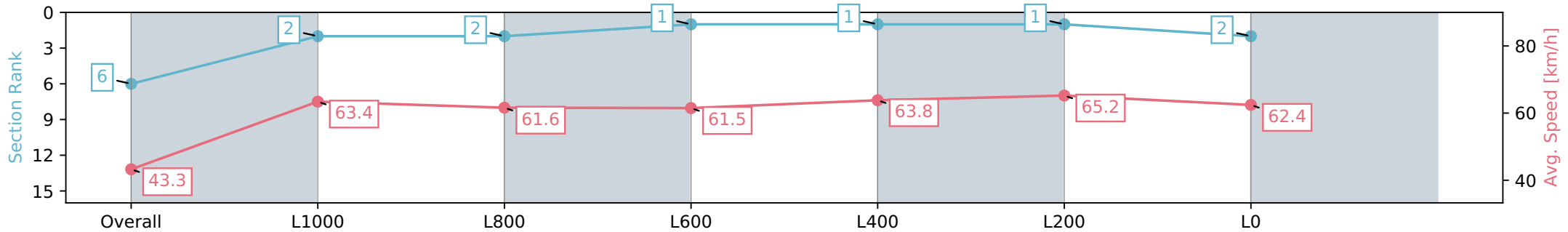
Pukekohe Park NZ - Professional
 Race 3: BRIGHTHILL FARM YEARLING DRAFT 1300 - 1300m



21 January 2024 - 1:46PM

Track Rating: Good 4, Weather: Fine, Rail Position: +6m

Section	Overall	L1000	L800	L600	L400	L200	L0
Section Times	1:17.25 [6] (0:08.38)	1:08.87 [2] (0:11.35)	0:57.52 [2] (0:11.76)	0:45.76 [1] (0:11.86)	0:33.90 [1] (0:11.28)	0:22.62 [1] (0:11.00)	0:11.62 [2] (0:11.62)
Average Speed [km/h]	43.3	63.4	61.6	61.5	63.8	65.2	62.4
Top Speed [km/h]	60.3	65.3	63.4	62.5	66.4	66.5	64.1
Avg. Dist. to Rail [m]	3.0	1.0	1.5	1.7	0.9	0.6	1.3
Avg. Stride Freq. [Hz]	2.4	2.5	2.5	2.4	2.5	2.5	2.4
Avg. Stride Length [m]	4.9	6.9	7.0	7.1	7.1	7.2	7.1



- [] Ranking at each section and finish
- :-:- No data available at this section
- NA No data available

Horse/Jockey Name	FULL MOON FEVER
Finish Rank	7
Fastest Section Time (Section)	0:08.53 (Overall)
Top Speed [km/h] (Section)	68.9 (L600)
Race State	Finished



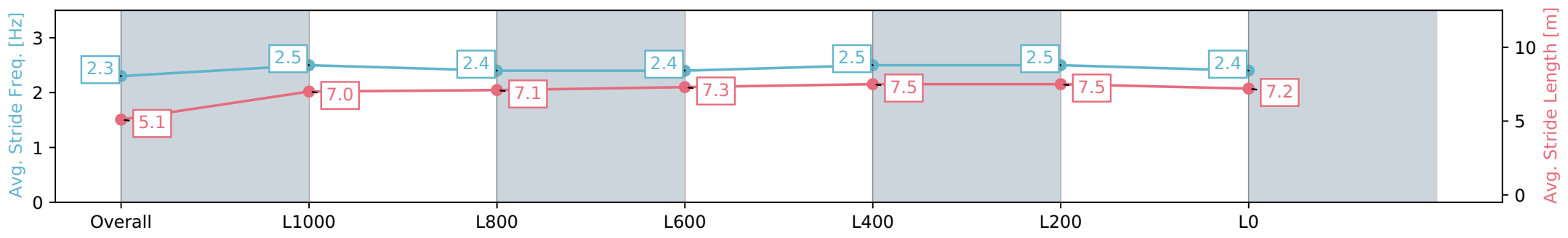
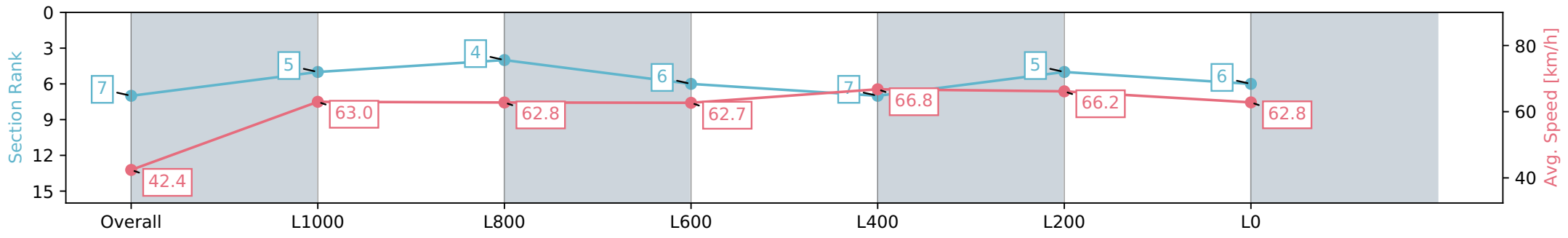
Pukekohe Park NZ - Professional
 Race 3: BRIGHTHILL FARM YEARLING DRAFT 1300 - 1300m



21 January 2024 - 1:46PM

Track Rating: Good 4, Weather: Fine, Rail Position: +6m

Section	Overall	L1000	L800	L600	L400	L200	L0
Section Times	1:17.28 [7] (0:08.53)	1:08.76 [5] (0:11.41)	0:57.35 [4] (0:11.96)	0:45.39 [6] (0:11.95)	0:33.44 [7] (0:11.06)	0:22.38 [5] (0:10.87)	0:11.51 [6] (0:11.51)
Average Speed [km/h]	42.4	63.0	62.8	62.7	66.8	66.2	62.8
Top Speed [km/h]	59.6	64.8	64.2	64.0	68.9	68.2	64.9
Avg. Dist. to Rail [m]	10.8	6.2	7.2	7.0	6.9	9.9	10.1
Avg. Stride Freq. [Hz]	2.3	2.5	2.4	2.4	2.5	2.5	2.4
Avg. Stride Length [m]	5.1	7.0	7.1	7.3	7.5	7.5	7.2



- [] Ranking at each section and finish
- :-:- No data available at this section
- NA No data available

Horse/Jockey Name	BUSTLE
Finish Rank	8
Fastest Section Time (Section)	0:08.90 (Overall)
Top Speed [km/h] (Section)	69.2 (L400)
Race State	Finished



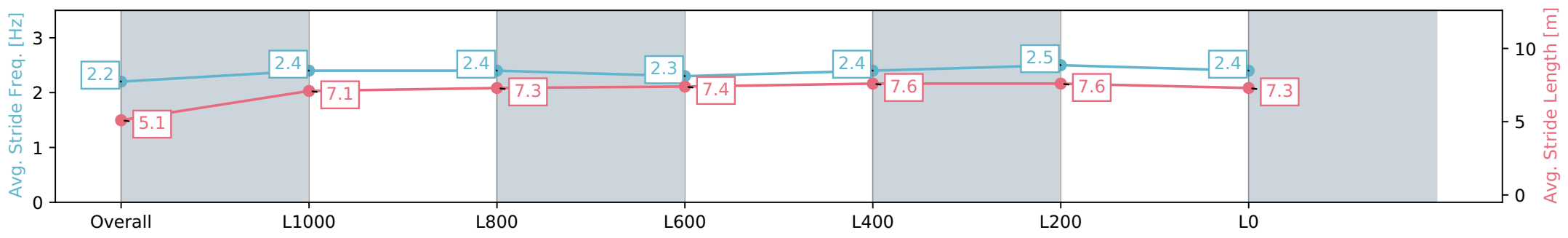
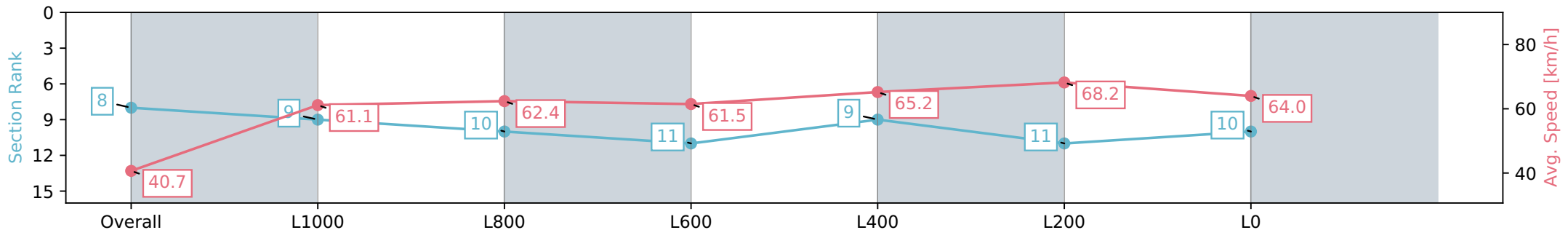
Pukekohe Park NZ - Professional
 Race 3: BRIGHTHILL FARM YEARLING DRAFT 1300 - 1300m



21 January 2024 - 1:46PM

Track Rating: Good 4, Weather: Fine, Rail Position: +6m

Section	Overall	L1000	L800	L600	L400	L200	L0
Section Times	1:17.34 [8] (0:08.90)	1:08.44 [9] (0:11.80)	0:56.64 [10] (0:11.66)	0:44.98 [11] (0:11.85)	0:33.13 [9] (0:11.25)	0:21.88 [11] (0:10.57)	0:11.30 [10] (0:11.30)
Average Speed [km/h]	40.7	61.1	62.4	61.5	65.2	68.2	64.0
Top Speed [km/h]	55.7	63.5	63.6	63.8	67.4	69.2	67.0
Avg. Dist. to Rail [m]	9.4	2.9	1.9	2.6	5.4	11.3	11.5
Avg. Stride Freq. [Hz]	2.2	2.4	2.4	2.3	2.4	2.5	2.4
Avg. Stride Length [m]	5.1	7.1	7.3	7.4	7.6	7.6	7.3



- [] Ranking at each section and finish
- :-:- No data available at this section
- NA No data available

Horse/Jockey Name	SOUL QUEEN
Finish Rank	9
Fastest Section Time (Section)	0:08.33 (Overall)
Top Speed [km/h] (Section)	67.3 (L400)
Race State	Finished



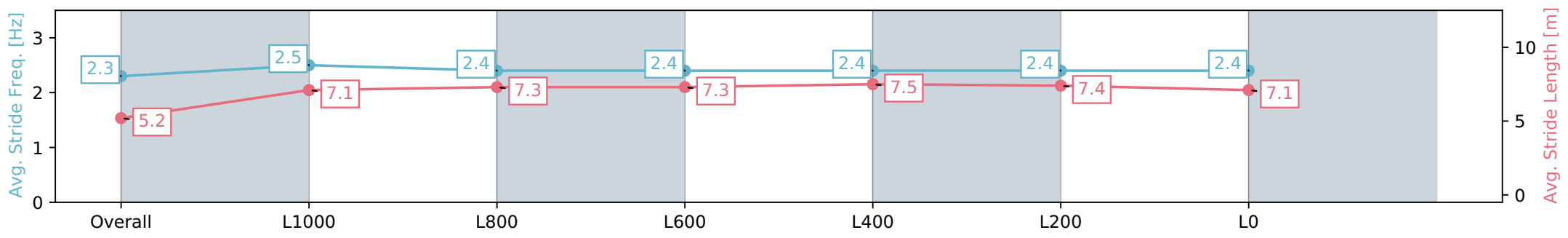
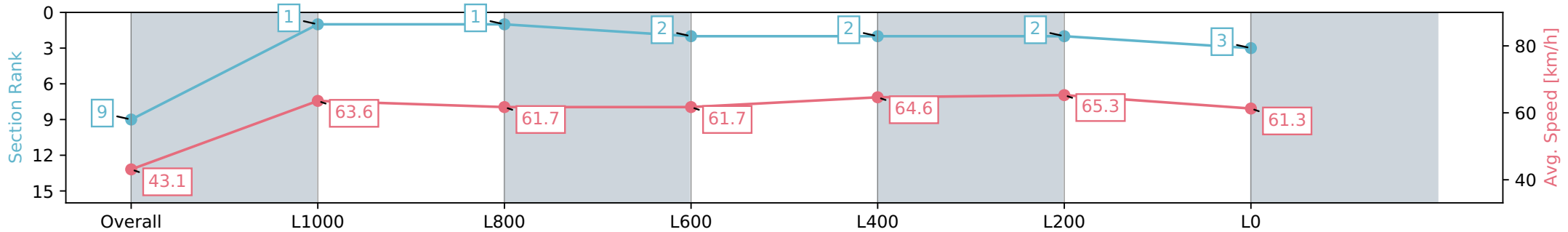
Pukekohe Park NZ - Professional
 Race 3: BRIGHTHILL FARM YEARLING DRAFT 1300 - 1300m



21 January 2024 - 1:46PM

Track Rating: Good 4, Weather: Fine, Rail Position: +6m

Section	Overall	L1000	L800	L600	L400	L200	L0
Section Times	1:17.45 [9] (0:08.33)	1:09.12 [1] (0:11.37)	0:57.75 [1] (0:11.90)	0:45.85 [2] (0:11.84)	0:34.01 [2] (0:11.22)	0:22.79 [2] (0:10.99)	0:11.80 [3] (0:11.80)
Average Speed [km/h]	43.1	63.6	61.7	61.7	64.6	65.3	61.3
Top Speed [km/h]	59.9	64.7	63.5	63.8	66.0	67.3	64.1
Avg. Dist. to Rail [m]	5.3	2.4	3.4	3.2	1.5	2.7	3.3
Avg. Stride Freq. [Hz]	2.3	2.5	2.4	2.4	2.4	2.4	2.4
Avg. Stride Length [m]	5.2	7.1	7.3	7.3	7.5	7.4	7.1



- [] Ranking at each section and finish
- :-:- No data available at this section
- NA No data available

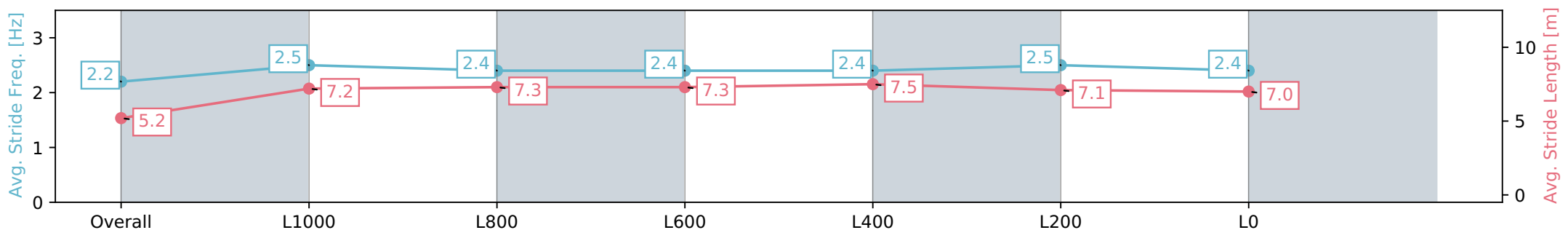
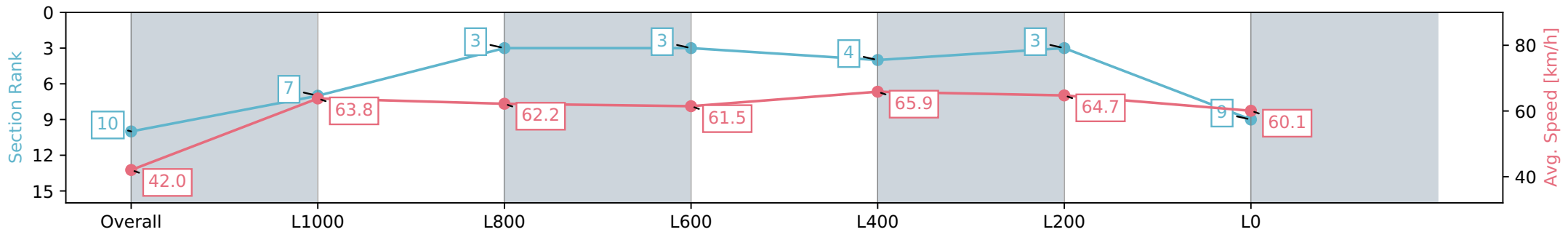
Horse/Jockey Name	OUR PRECIOUS
Finish Rank	10
Fastest Section Time (Section)	0:08.57 (Overall)
Top Speed [km/h] (Section)	67.5 (L600)
Race State	Finished



Pukekohe Park NZ - Professional
 Race 3: BRIGHTHILL FARM YEARLING DRAFT 1300 - 1300m
 21 January 2024 - 1:46PM
 Track Rating: Good 4, Weather: Fine, Rail Position: +6m



Section	Overall	L1000	L800	L600	L400	L200	L0
Section Times	1:17.95 [10] (0:08.57)	1:09.37 [7] (0:11.31)	0:58.06 [3] (0:11.75)	0:46.31 [3] (0:12.09)	0:34.22 [4] (0:11.07)	0:23.15 [3] (0:11.11)	0:12.04 [9] (0:12.04)
Average Speed [km/h]	42.0	63.8	62.2	61.5	65.9	64.7	60.1
Top Speed [km/h]	63.7	64.3	63.2	63.5	67.5	67.0	63.4
Avg. Dist. to Rail [m]	3.8	1.9	2.9	5.3	3.5	5.8	6.9
Avg. Stride Freq. [Hz]	2.2	2.5	2.4	2.4	2.4	2.5	2.4
Avg. Stride Length [m]	5.2	7.2	7.3	7.3	7.5	7.1	7.0



- [] Ranking at each section and finish
- :-:- No data available at this section
- NA No data available

Horse/Jockey Name	DRAKON
Finish Rank	11
Fastest Section Time (Section)	0:09.47 (Overall)
Top Speed [km/h] (Section)	67.1 (L600)
Race State	Finished



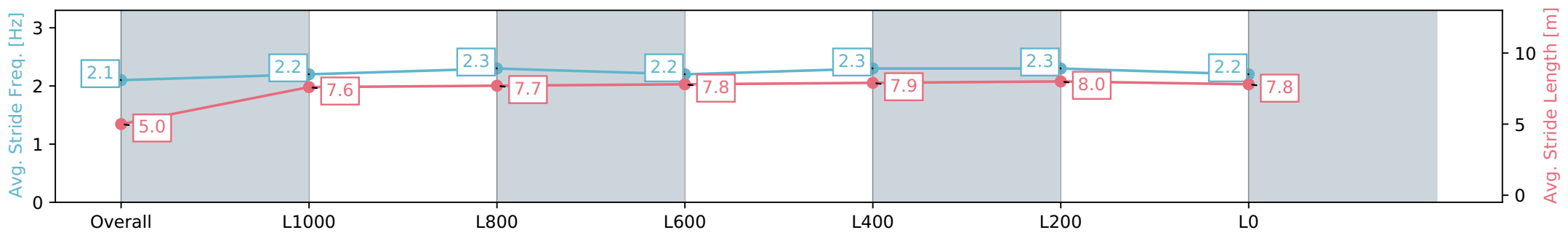
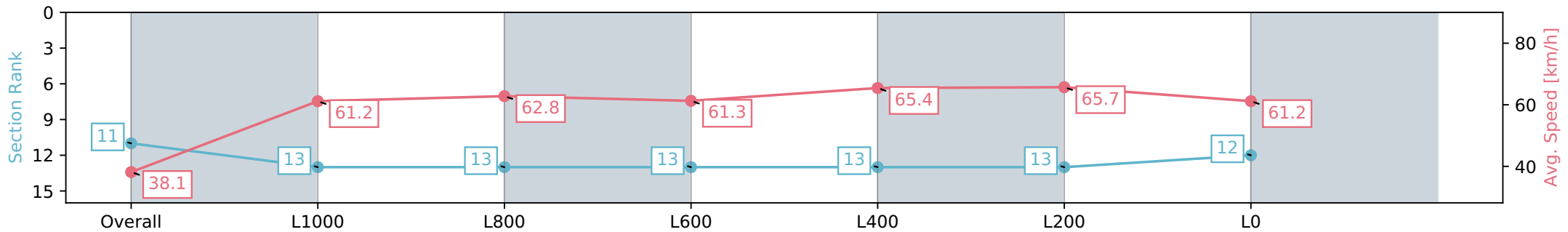
Pukekohe Park NZ - Professional
 Race 3: BRIGHTHILL FARM YEARLING DRAFT 1300 - 1300m



21 January 2024 - 1:46PM

Track Rating: Good 4, Weather: Fine, Rail Position: +6m

Section	Overall	L1000	L800	L600	L400	L200	L0
Section Times	1:18.34 [11] (0:09.47)	1:08.87 [13] (0:11.79)	0:57.08 [13] (0:11.50)	0:45.57 [13] (0:11.79)	0:33.79 [13] (0:11.02)	0:22.77 [13] (0:10.93)	0:11.84 [12] (0:11.84)
Average Speed [km/h]	38.1	61.2	62.8	61.3	65.4	65.7	61.2
Top Speed [km/h]	57.9	63.9	63.9	62.7	67.1	66.8	63.2
Avg. Dist. to Rail [m]	5.3	2.5	0.8	0.9	0.6	3.5	5.9
Avg. Stride Freq. [Hz]	2.1	2.2	2.3	2.2	2.3	2.3	2.2
Avg. Stride Length [m]	5.0	7.6	7.7	7.8	7.9	8.0	7.8



- [] Ranking at each section and finish
- :-:- No data available at this section
- NA No data available

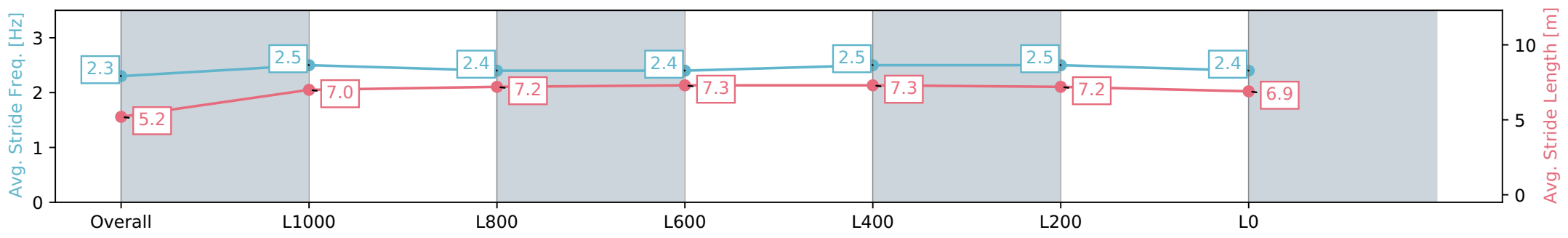
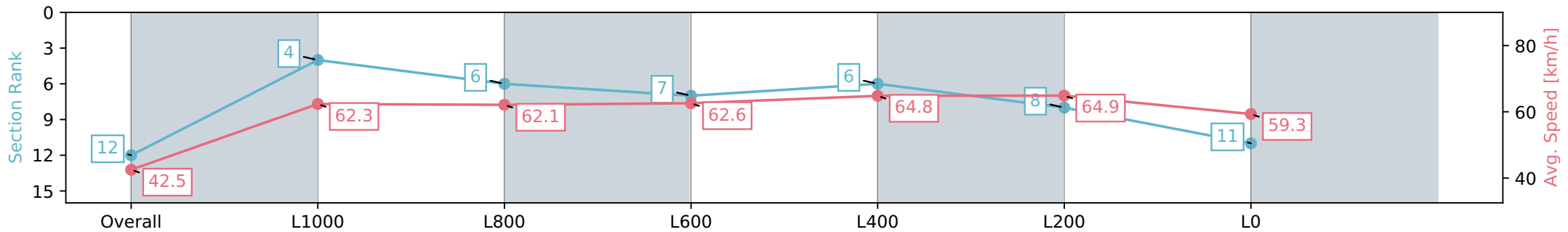
Horse/Jockey Name	BELLA SCALA
Finish Rank	12
Fastest Section Time (Section)	0:08.52 (Overall)
Top Speed [km/h] (Section)	66.9 (L600)
Race State	Finished



Pukekohe Park NZ - Professional
 Race 3: BRIGHTHILL FARM YEARLING DRAFT 1300 - 1300m
 21 January 2024 - 1:46PM
 Track Rating: Good 4, Weather: Fine, Rail Position: +6m



Section	Overall	L1000	L800	L600	L400	L200	L0
Section Times	1:18.38 [12] (0:08.52)	1:09.86 [4] (0:11.56)	0:58.30 [6] (0:11.89)	0:46.41 [7] (0:11.87)	0:34.54 [6] (0:11.28)	0:23.25 [8] (0:11.10)	0:12.15 [11] (0:12.15)
Average Speed [km/h]	42.5	62.3	62.1	62.6	64.8	64.9	59.3
Top Speed [km/h]	59.9	64.5	65.3	63.9	66.9	66.4	61.9
Avg. Dist. to Rail [m]	8.5	4.8	4.7	5.0	5.0	8.4	8.0
Avg. Stride Freq. [Hz]	2.3	2.5	2.4	2.4	2.5	2.5	2.4
Avg. Stride Length [m]	5.2	7.0	7.2	7.3	7.3	7.2	6.9



- [] Ranking at each section and finish
- :-:- No data available at this section
- NA No data available

Horse/Jockey Name	OUR BIG BOY
Finish Rank	13
Fastest Section Time (Section)	0:09.32 (Overall)
Top Speed [km/h] (Section)	66.1 (L400)
Race State	Finished



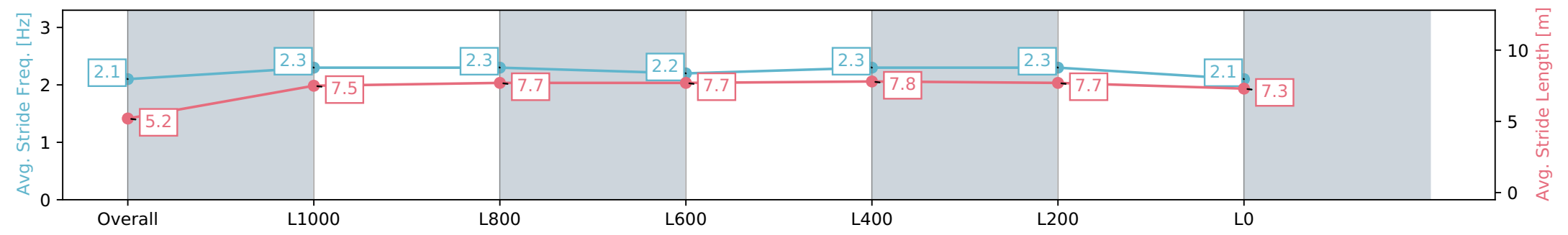
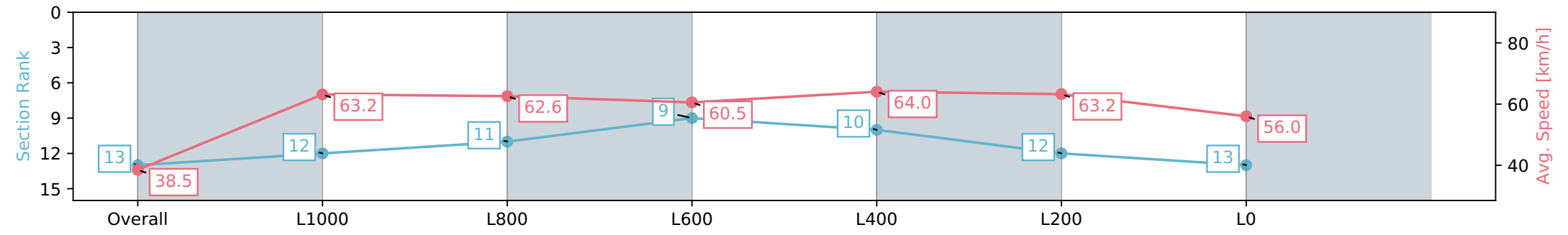
Pukekohe Park NZ - Professional
 Race 3: BRIGHTHILL FARM YEARLING DRAFT 1300 - 1300m



21 January 2024 - 1:46PM

Track Rating: Good 4, Weather: Fine, Rail Position: +6m

Section	Overall	L1000	L800	L600	L400	L200	L0
Section Times	1:19.76 [13] (0:09.32)	1:10.44 [12] (0:11.41)	0:59.03 [11] (0:11.53)	0:47.50 [9] (0:11.96)	0:35.54 [10] (0:11.25)	0:24.28 [12] (0:11.39)	0:12.90 [13] (0:12.90)
Average Speed [km/h]	38.5	63.2	62.6	60.5	64.0	63.2	56.0
Top Speed [km/h]	59.7	65.0	63.8	62.1	65.7	66.1	59.4
Avg. Dist. to Rail [m]	2.3	0.7	0.5	1.2	0.5	0.4	0.4
Avg. Stride Freq. [Hz]	2.1	2.3	2.3	2.2	2.3	2.3	2.1
Avg. Stride Length [m]	5.2	7.5	7.7	7.7	7.8	7.7	7.3



- [] Ranking at each section and finish
- :-:- No data available at this section
- NA No data available