

Track Rating: Good 4, Weather: Fine, Rail Position: +6m

Section														
Field Times		Overall	L1000	L800	L600	L400	L200						Margin	From Winner
		1:10.54	0:56.28	0:44.21	0:32.35	0:21.34	0:10.78							
		(0:14.25)	(0:12.08)	(0:11.86)	(0:11.01)	(0:10.56)	(0:10.78)							
Position	#	Horse/Jockey	Barrier	Top Speed [km/h]	Fastest Section	First 400m								
1	4	<b>POUR THE WINE</b>	8	72.7	0:09.89	0:27.10	1:10.55	0:55.65 [5]	0:43.45 [6]	0:31.50 [6]	0:20.62 [5]	0:10.73 [2]	1:10.55	
		Warren Kennedy		400-200	400-200		(0:14.90)	(0:12.20)	(0:11.95)	(0:10.88)	(0:09.89)	(0:10.73)		
2	5	<b>CARAVELLA</b>	1	71.3	0:10.34	0:26.73	1:10.68	0:56.11 [4]	0:43.95 [3]	0:32.09 [3]	0:21.10 [3]	0:10.76 [4]	0.9L	-1
		Niranjan Parmar		400-200	400-200		(0:14.56)	(0:12.16)	(0:11.86)	(0:10.99)	(0:10.34)	(0:10.76)		
3	1	<b>LILHOOVESGOTMOVES</b>	3	72.1	0:10.15	0:26.77	1:10.79	0:56.23 [3]	0:44.02 [4]	0:31.98 [4]	0:21.01 [4]	0:10.86 [5]	1.6L	+2
		James Doyle		400-200	400-200		(0:14.56)	(0:12.21)	(0:12.04)	(0:10.97)	(0:10.15)	(0:10.86)		
4	6	<b>DAME LILIBIC</b>	2	68.9	0:10.56	0:26.33	1:10.91	0:56.66 [1]	0:44.57 [1]	0:32.72 [1]	0:21.71 [1]	0:11.15 [1]	2.4L	-1
		Matthew Cameron		400-200	400-200		(0:14.25)	(0:12.08)	(0:11.86)	(0:11.01)	(0:10.56)	(0:11.15)		
5	2	<b>GWEN'S DAUGHTER</b>	6	70.7	0:10.44	0:26.53	1:11.09	0:56.66 [2]	0:44.56 [2]	0:32.64 [2]	0:21.65 [2]	0:11.21 [3]	3.6L	+2
		Vincent Colgan		400-200	400-200		(0:14.43)	(0:12.10)	(0:11.92)	(0:10.99)	(0:10.44)	(0:11.21)		
6	8	<b>MRS BIG</b>	5	69.0	0:10.65	0:27.06	1:12.11	0:57.08 [6]	0:45.05 [5]	0:33.17 [5]	0:22.04 [6]	0:11.39 [6]	10.4L	-1
		Kendra Bakker		400-200	400-200		(0:15.03)	(0:12.03)	(0:11.88)	(0:11.13)	(0:10.65)	(0:11.39)		

Scratched: Academy Award (#3), Slam Dunk (#7)

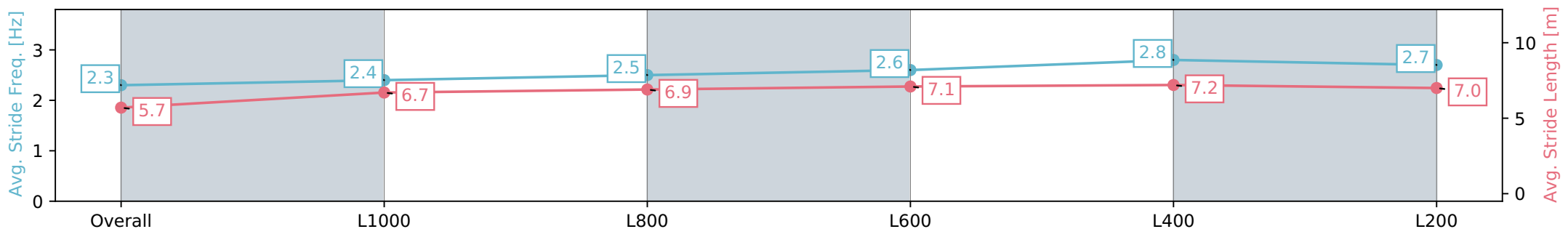
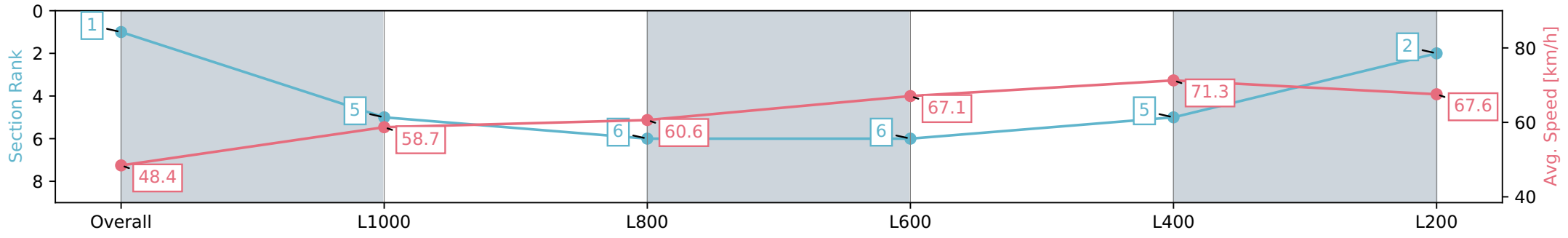
Horse/Jockey Name	POUR THE WINE
Finish Rank	1
Fastest Section Time (Section)	0:09.89 (L400)
Top Speed [km/h] (Section)	72.7 (L400)
Race State	Finished



Pukekohe Park NZ - Professional  
 Race 2: DUNSTAN HORSEFEEDS 1200 - 1200m  
 21 January 2024 - 1:10PM  
 Track Rating: Good 4, Weather: Fine, Rail Position: +6m



Section	Overall	L1000	L800	L600	L400	L200
Section Times	1:10.55 [1] (0:14.90)	0:55.65 [5] (0:12.20)	0:43.45 [6] (0:11.95)	0:31.50 [6] (0:10.88)	0:20.62 [5] (0:09.89)	0:10.73 [2] (0:10.73)
Average Speed [km/h]	48.4	58.7	60.6	67.1	71.3	67.6
Top Speed [km/h]	61.7	61.4	62.9	70.2	72.7	72.1
Avg. Dist. to Rail [m]	2.5	0.8	1.2	4.6	8.2	9.3
Avg. Stride Freq. [Hz]	2.3	2.4	2.5	2.6	2.8	2.7
Avg. Stride Length [m]	5.7	6.7	6.9	7.1	7.2	7.0



Report Created: Sun 21 January 2024 11:21:35 GMT+11 (Note: Timing is based on positional data)

- [ ] Ranking at each section and finish
- :-:- No data available at this section
- NA No data available



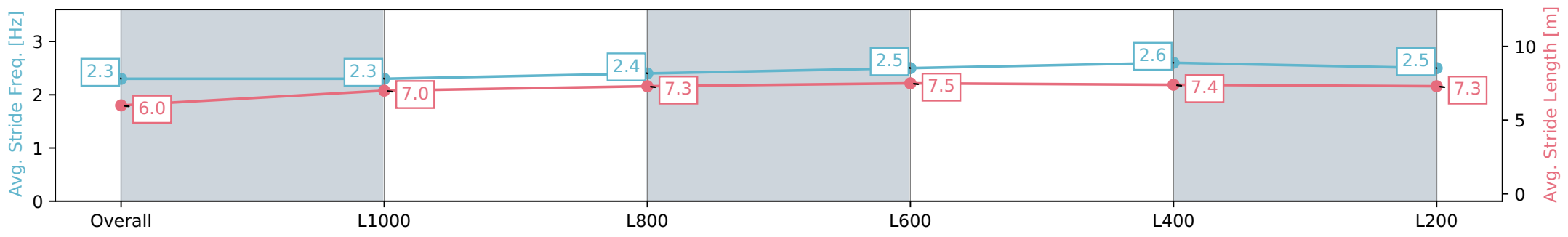
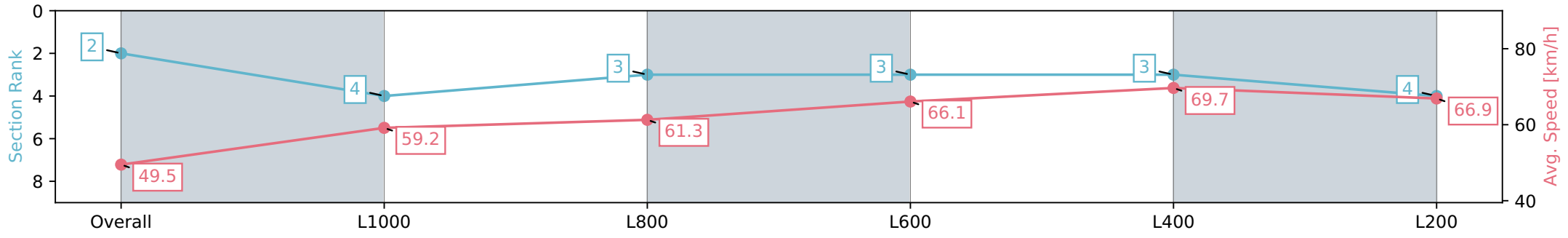
Horse/Jockey Name	CARAVELLA
Finish Rank	2
Fastest Section Time (Section)	0:10.34 (L400)
Top Speed [km/h] (Section)	71.3 (L400)
Race State	Finished



Pukekohe Park NZ - Professional  
 Race 2: DUNSTAN HORSEFEEDS 1200 - 1200m  
 21 January 2024 - 1:10PM  
 Track Rating: Good 4, Weather: Fine, Rail Position: +6m



Section	Overall	L1000	L800	L600	L400	L200
Section Times	1:10.68 [2] (0:14.56)	0:56.11 [4] (0:12.16)	0:43.95 [3] (0:11.86)	0:32.09 [3] (0:10.99)	0:21.10 [3] (0:10.34)	0:10.76 [4] (0:10.76)
Average Speed [km/h]	49.5	59.2	61.3	66.1	69.7	66.9
Top Speed [km/h]	61.1	60.0	62.8	70.5	71.3	69.3
Avg. Dist. to Rail [m]	0.7	0.5	1.6	2.7	5.4	6.4
Avg. Stride Freq. [Hz]	2.3	2.3	2.4	2.5	2.6	2.5
Avg. Stride Length [m]	6.0	7.0	7.3	7.5	7.4	7.3



Report Created: Sun 21 January 2024 11:21:38 GMT+11 (Note: Timing is based on positional data)

- [ ] Ranking at each section and finish
- :-:- No data available at this section
- NA No data available



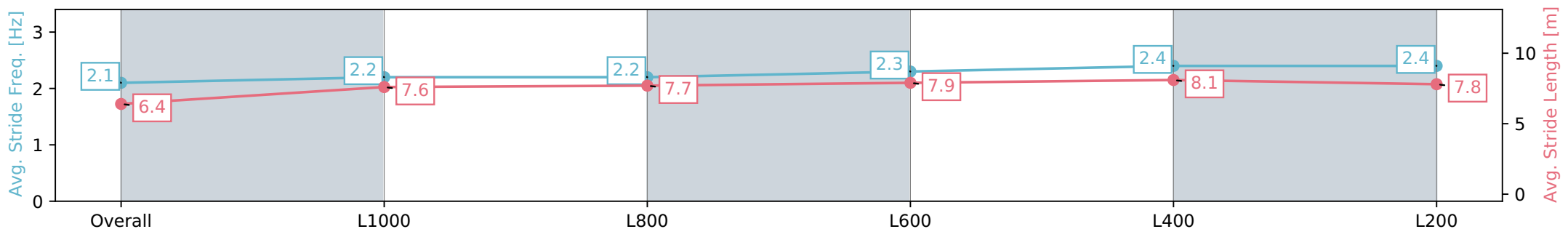
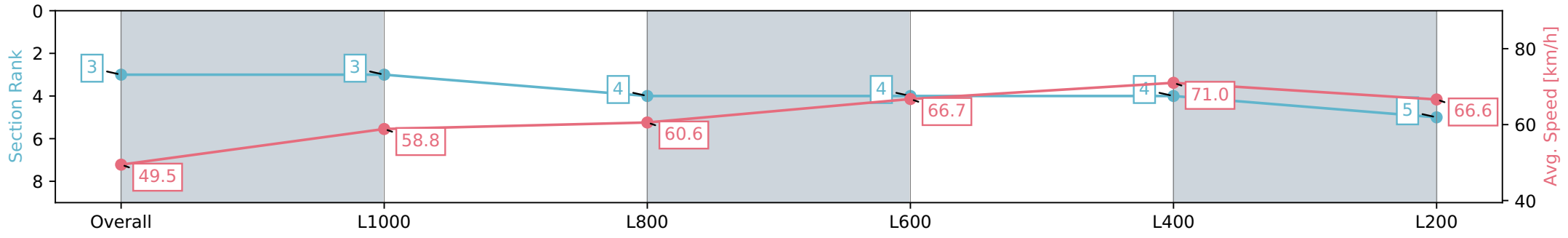
Horse/Jockey Name	LILHOOVESGOTMOVES
Finish Rank	3
Fastest Section Time (Section)	0:10.15 (L400)
Top Speed [km/h] (Section)	72.1 (L400)
Race State	Finished



Pukekohe Park NZ - Professional  
 Race 2: DUNSTAN HORSEFEEDS 1200 - 1200m  
 21 January 2024 - 1:10PM  
 Track Rating: Good 4, Weather: Fine, Rail Position: +6m



Section	Overall	L1000	L800	L600	L400	L200
Section Times	1:10.79 [3] (0:14.56)	0:56.23 [3] (0:12.21)	0:44.02 [4] (0:12.04)	0:31.98 [4] (0:10.97)	0:21.01 [4] (0:10.15)	0:10.86 [5] (0:10.86)
Average Speed [km/h]	49.5	58.8	60.6	66.7	71.0	66.6
Top Speed [km/h]	60.3	59.7	63.7	71.0	72.1	69.2
Avg. Dist. to Rail [m]	1.1	0.4	1.9	5.9	8.9	8.0
Avg. Stride Freq. [Hz]	2.1	2.2	2.2	2.3	2.4	2.4
Avg. Stride Length [m]	6.4	7.6	7.7	7.9	8.1	7.8



Report Created: Sun 21 January 2024 11:21:40 GMT+11 (Note: Timing is based on positional data)

- [ ] Ranking at each section and finish
- :-:- No data available at this section
- NA No data available



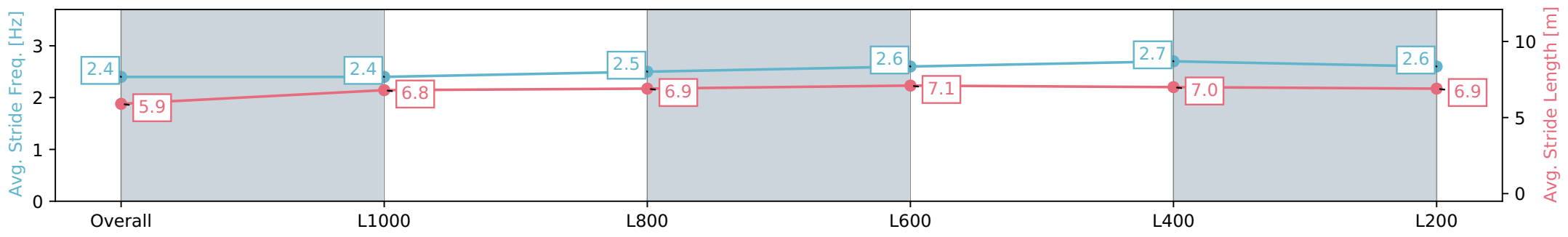
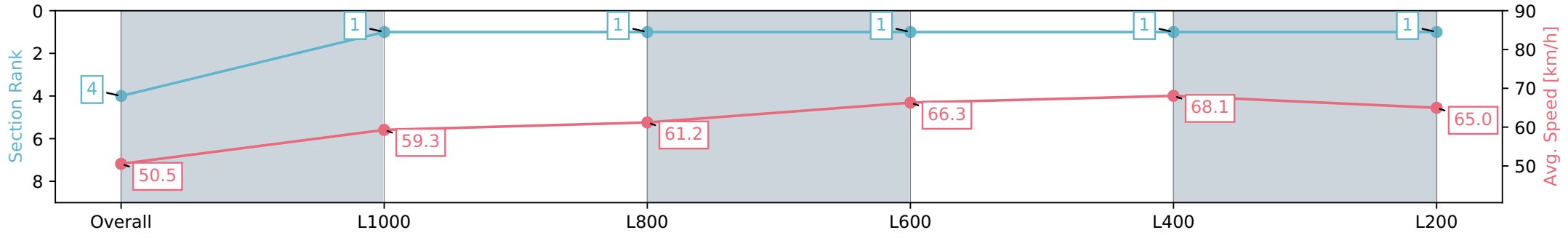
Horse/Jockey Name	DAME LILIBIC
Finish Rank	4
Fastest Section Time (Section)	0:10.56 (L400)
Top Speed [km/h] (Section)	68.9 (L400)
Race State	Finished



Pukekohe Park NZ - Professional  
 Race 2: DUNSTAN HORSEFEEDS 1200 - 1200m  
 21 January 2024 - 1:10PM  
 Track Rating: Good 4, Weather: Fine, Rail Position: +6m



Section	Overall	L1000	L800	L600	L400	L200
Section Times	1:10.91 [4] (0:14.25)	0:56.66 [1] (0:12.08)	0:44.57 [1] (0:11.86)	0:32.72 [1] (0:11.01)	0:21.71 [1] (0:10.56)	0:11.15 [1] (0:11.15)
Average Speed [km/h]	50.5	59.3	61.2	66.3	68.1	65.0
Top Speed [km/h]	62.2	60.6	62.5	68.3	68.9	67.4
Avg. Dist. to Rail [m]	0.9	1.0	1.7	3.1	2.1	3.8
Avg. Stride Freq. [Hz]	2.4	2.4	2.5	2.6	2.7	2.6
Avg. Stride Length [m]	5.9	6.8	6.9	7.1	7.0	6.9



Report Created: Sun 21 January 2024 11:21:43 GMT+11 (Note: Timing is based on positional data)

- [ ] Ranking at each section and finish
- :-:- No data available at this section
- NA No data available



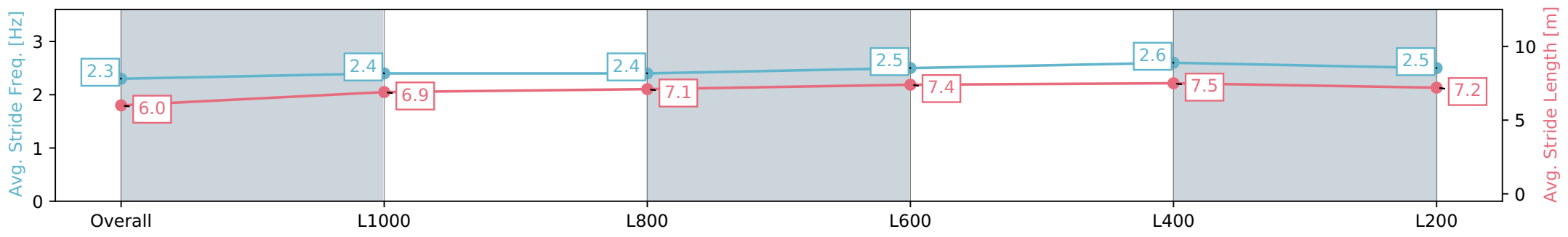
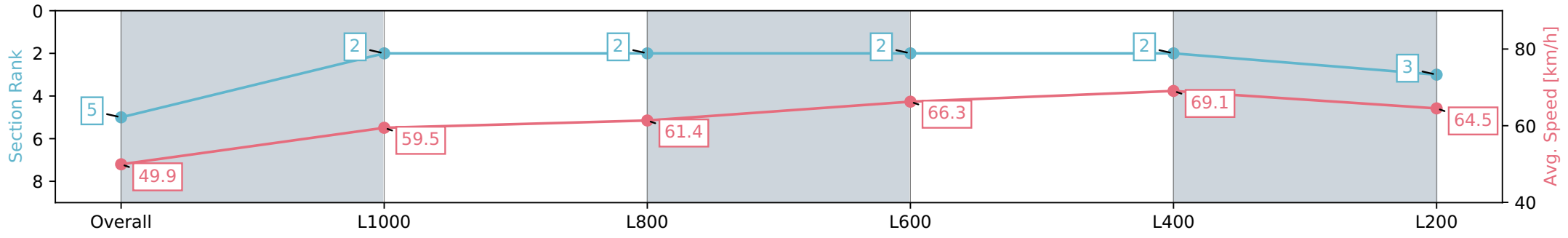
Horse/Jockey Name	GWEN'S DAUGHTER
Finish Rank	5
Fastest Section Time (Section)	0:10.44 (L400)
Top Speed [km/h] (Section)	70.7 (L400)
Race State	Finished



Pukekohe Park NZ - Professional  
 Race 2: DUNSTAN HORSEFEEDS 1200 - 1200m  
 21 January 2024 - 1:10PM  
 Track Rating: Good 4, Weather: Fine, Rail Position: +6m



Section	Overall	L1000	L800	L600	L400	L200
Section Times	1:11.09 [5] (0:14.43)	0:56.66 [2] (0:12.10)	0:44.56 [2] (0:11.92)	0:32.64 [2] (0:10.99)	0:21.65 [2] (0:10.44)	0:11.21 [3] (0:11.21)
Average Speed [km/h]	49.9	59.5	61.4	66.3	69.1	64.5
Top Speed [km/h]	62.0	60.4	63.1	69.3	70.7	68.5
Avg. Dist. to Rail [m]	2.9	0.7	2.5	3.5	4.9	5.7
Avg. Stride Freq. [Hz]	2.3	2.4	2.4	2.5	2.6	2.5
Avg. Stride Length [m]	6.0	6.9	7.1	7.4	7.5	7.2



Report Created: Sun 21 January 2024 11:21:46 GMT+11 (Note: Timing is based on positional data)

- [ ] Ranking at each section and finish
- :-:- No data available at this section
- NA No data available



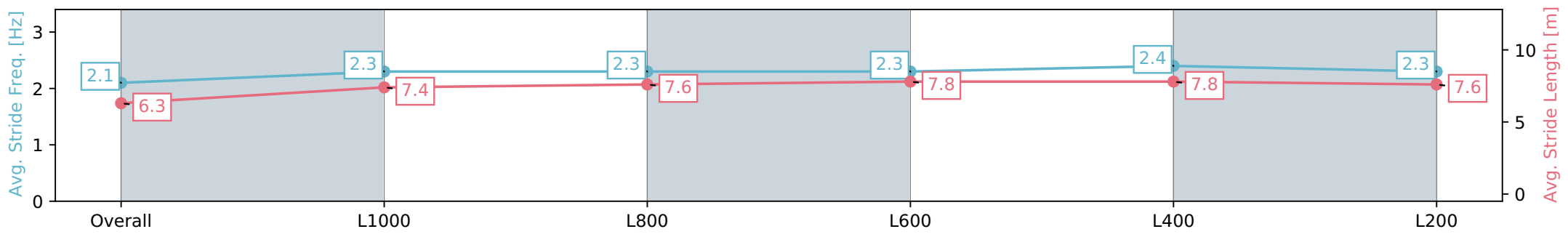
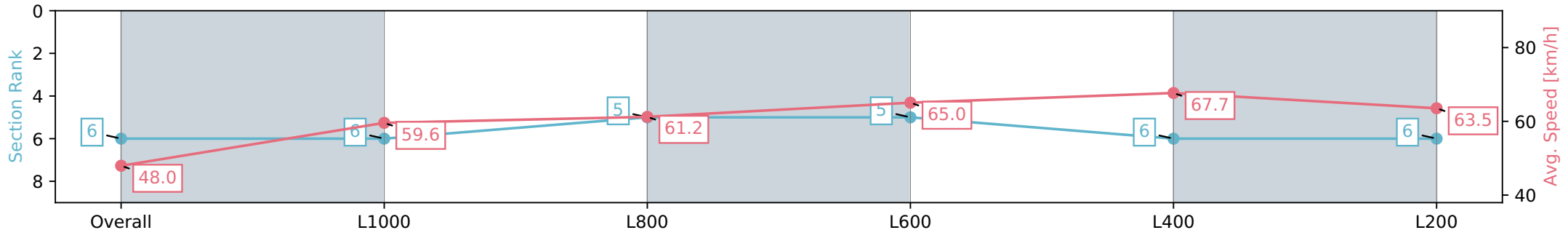
Horse/Jockey Name	MRS BIG
Finish Rank	6
Fastest Section Time (Section)	0:10.65 (L400)
Top Speed [km/h] (Section)	69.0 (L400)
Race State	Finished



Pukekohe Park NZ - Professional  
 Race 2: DUNSTAN HORSEFEEDS 1200 - 1200m  
 21 January 2024 - 1:10PM  
 Track Rating: Good 4, Weather: Fine, Rail Position: +6m



Section	Overall	L1000	L800	L600	L400	L200
Section Times	1:12.11 [6] (0:15.03)	0:57.08 [6] (0:12.03)	0:45.05 [5] (0:11.88)	0:33.17 [5] (0:11.13)	0:22.04 [6] (0:10.65)	0:11.39 [6] (0:11.39)
Average Speed [km/h]	48.0	59.6	61.2	65.0	67.7	63.5
Top Speed [km/h]	61.2	61.2	62.8	67.4	69.0	66.6
Avg. Dist. to Rail [m]	1.4	0.6	1.3	2.1	2.7	3.6
Avg. Stride Freq. [Hz]	2.1	2.3	2.3	2.3	2.4	2.3
Avg. Stride Length [m]	6.3	7.4	7.6	7.8	7.8	7.6



Report Created: Sun 21 January 2024 11:21:49 GMT+11 (Note: Timing is based on positional data)

- [ ] Ranking at each section and finish
- :-:- No data available at this section
- NA No data available

