

Track Rating: Good 4, Weather: Fine, Rail Position: +6m

Section													Overall	L2000	L1800	L1600	L1400	L1200		
Field Times													2:09.71	2:01.08	1:49.62	1:37.63	1:24.91	1:12.41		
													(0:08.63)	(0:11.46)	(0:11.99)	(0:12.72)	(0:12.50)	(0:12.34)		
Position	#	Horse/Jockey	Barrier	Top Speed [km/h]	Fastest Section	First 400m												From Winner [m]		
1	1	MAJOR MAJOR	15	64.5	0:08.62	0:25.95	2:09.71	2:01.09 [1]	1:49.62 [1]	1:37.62 [2]	1:24.91 [2]	1:12.42 [1]								
		Courtney Barnes		1800-1600	2000-1800		(0:08.62)	(0:11.47)	(0:12.00)	(0:12.71)	(0:12.49)	(0:12.34)								
2	12	TASER	12	65.0	0:08.95	0:26.13	2:09.73	2:00.78 [8]	1:49.36 [4]	1:37.42 [3]	1:24.63 [3]	1:12.16 [3]					+1			
		Darren Danis		1800-1600	2000-1800		(0:08.95)	(0:11.42)	(0:11.94)	(0:12.79)	(0:12.47)	(0:12.33)								
3	13	GRACE 'N' GLORY	2	65.3	0:08.75	0:26.67	2:10.11	2:01.36 [2]	1:49.39 [6]	1:37.26 [6]	1:24.43 [6]	1:11.96 [6]					-1			
		Masahiro Hashizume		400-200	2000-1800		(0:08.75)	(0:11.97)	(0:12.13)	(0:12.83)	(0:12.47)	(0:12.37)								
4	10	BIEDERMEIER	20	66.2	0:08.79	0:26.56	2:10.22	2:01.43 [5]	1:49.71 [5]	1:37.38 [5]	1:24.56 [5]	1:12.10 [5]					+8			
		Bailey Rogerson		1800-1600	2000-1800		(0:08.79)	(0:11.72)	(0:12.33)	(0:12.81)	(0:12.47)	(0:12.33)								
5	14	WANDA LU	14	65.5	0:08.93	0:27.02	2:10.43	2:01.50 [7]	1:49.39 [7]	1:37.18 [7]	1:24.43 [7]	1:12.05 [7]					+8			
		Jasmine Fawcett		400-200	2000-1800		(0:08.93)	(0:12.11)	(0:12.21)	(0:12.75)	(0:12.38)	(0:12.27)								
6	5	SO THE FOX	10	65.1	0:09.01	0:27.30	2:10.52	2:01.51 [10]	1:49.38 [8]	1:36.93 [9]	1:24.15 [9]	1:11.72 [9]					+8			
		Craig Grylls		400-200	2000-1800		(0:09.01)	(0:12.13)	(0:12.45)	(0:12.78)	(0:12.43)	(0:12.23)								
7	3	ROCHMIE RAY	9	65.4	0:09.16	0:27.60	2:10.54	2:01.38 [11]	1:48.96 [12]	1:36.64 [11]	1:23.96 [10]	1:11.56 [10]					-6			
		Kazuya Asano		400-200	2000-1800		(0:09.16)	(0:12.42)	(0:12.32)	(0:12.68)	(0:12.40)	(0:12.21)								
8	4	SPELLCRAFT	16	64.2	0:09.32	0:28.10	2:10.57	2:01.26 [14]	1:48.56 [14]	1:36.22 [14]	1:23.51 [14]	1:10.90 [14]					+0			
		Warren Kennedy		400-200	2000-1800		(0:09.32)	(0:12.70)	(0:12.34)	(0:12.71)	(0:12.61)	(0:12.19)								
9	11	SHEZ SHAMUS	1	65.5	0:09.00	0:27.10	2:10.68	2:01.68 [9]	1:49.51 [9]	1:37.35 [8]	1:24.65 [8]	1:12.16 [8]					+1			
		Matthew Cameron		400-200	2000-1800		(0:09.00)	(0:12.17)	(0:12.16)	(0:12.70)	(0:12.49)	(0:12.34)								
10	7	TEXT REGRETS	17	65.8	0:09.25	0:28.13	2:10.82	2:01.56 [13]	1:48.88 [13]	1:36.46 [13]	1:23.79 [13]	1:11.27 [12]					+7			
		James Doyle		200-0	2000-1800		(0:09.25)	(0:12.69)	(0:12.42)	(0:12.67)	(0:12.52)	(0:12.15)								

Scratched: Ocean Road (#15), Logan's Logic (#16), Super Gunn (#17), El Bandolero (#18), Charmingaffair (#19), Beau Ondago (#20)

Track Rating: Good 4, Weather: Fine, Rail Position: +6m

Section													Overall		L2000	L1800	L1600	L1400	L1200		
Field Times													2:09.71	2:01.08	1:49.62	1:37.63	1:24.91	1:12.41			
													(0:08.63)	(0:11.46)	(0:11.99)	(0:12.72)	(0:12.50)	(0:12.34)			
Position	#	Horse/Jockey	Barrier	Top Speed [km/h]	Fastest Section	First 400m												From Winner [m]			
11	2	MEGA MOGUL	19	64.6	0:08.78	0:26.21	2:10.91	2:02.13 [3]	1:50.72 [3]	1:38.50 [4]	1:25.81 [4]	1:13.34 [4]						+4			
		Niranjan Parmar		1800-1600	2000-1800		(0:08.78)	(0:11.41)	(0:12.22)	(0:12.69)	(0:12.47)	(0:12.37)									
12	6	STAR OF WONDER	13	64.0	0:09.25	0:27.50	2:12.52	2:03.27 [12]	1:50.94 [11]	1:38.64 [10]	1:25.80 [11]	1:13.22 [11]						+10			
		Samantha Spratt		400-200	2000-1800		(0:09.25)	(0:12.33)	(0:12.30)	(0:12.84)	(0:12.57)	(0:12.16)									
13	8	WAIHI WARRIOR	18	63.5	0:08.90	0:27.60	2:13.50	2:04.60 [6]	1:51.94 [10]	1:39.52 [12]	1:26.48 [12]	1:13.91 [13]						+18			
		Ashvin Goindasamy		400-200	2000-1800		(0:08.90)	(0:12.66)	(0:12.42)	(0:13.04)	(0:12.56)	(0:12.16)									
14	9	ORSOME DUDE	3	64.7	0:08.79	0:25.90	2:23.56	2:14.78 [4]	2:03.46 [2]	1:51.49 [1]	1:38.78 [1]	1:26.22 [2]						-4			
		Ngakau Hailey		1800-1600	2000-1800		(0:08.79)	(0:11.32)	(0:11.97)	(0:12.71)	(0:12.56)	(0:12.34)									

Scratched: Ocean Road (#15), Logan's Logic (#16), Super Gunn (#17), El Bandolero (#18), Charmingaffair (#19), Beau Ondago (#20)

Track Rating: Good 4, Weather: Fine, Rail Position: +6m

Section													
Field Times		L1000	L800	L600	L400	L200							
		1:00.07	0:47.46	0:35.63	0:24.18	0:12.42							
		(0:12.61)	(0:11.83)	(0:11.45)	(0:11.76)	(0:12.42)							
Position	#	Horse/Jockey	Barrier	Top Speed [km/h]	Fastest Section	First 400m	L1000	L800	L600	L400	L200	Margin	From Winner [m]
1	1	MAJOR MAJOR	15	64.5	0:08.62	0:25.95	1:00.08 [1]	0:47.47 [1]	0:35.64 [1]	0:24.19 [1]	0:12.42 [1]	2:09.71	2:09.71
		Courtney Barnes		1800-1600	2000-1800		(0:12.61)	(0:11.83)	(0:11.45)	(0:11.77)	(0:12.42)		
2	12	TASER	12	65.0	0:08.95	0:26.13	0:59.83 [3]	0:47.16 [4]	0:35.40 [3]	0:23.94 [2]	0:12.42 [2]	0.1L	0.1L
		Darren Danis		1800-1600	2000-1800		(0:12.67)	(0:11.76)	(0:11.46)	(0:11.52)	(0:12.42)		
3	13	GRACE 'N' GLORY	2	65.3	0:08.75	0:26.67	0:59.59 [6]	0:47.18 [6]	0:35.49 [4]	0:24.14 [4]	0:12.47 [3]	2.7L	2.7L
		Masahiro Hashizume		400-200	2000-1800		(0:12.41)	(0:11.69)	(0:11.35)	(0:11.67)	(0:12.47)		
4	10	BIEDERMEIER	20	66.2	0:08.79	0:26.56	0:59.77 [5]	0:47.33 [5]	0:35.44 [5]	0:23.86 [5]	0:12.33 [5]	3.4L	3.4L
		Bailey Rogerson		1800-1600	2000-1800		(0:12.44)	(0:11.89)	(0:11.57)	(0:11.53)	(0:12.33)		
5	14	WANDA LU	14	65.5	0:08.93	0:27.02	0:59.78 [7]	0:47.30 [7]	0:35.17 [8]	0:23.75 [6]	0:12.37 [6]	4.8L	4.8L
		Jasmine Fawcett		400-200	2000-1800		(0:12.48)	(0:12.13)	(0:11.42)	(0:11.38)	(0:12.37)		
6	5	SO THE FOX	10	65.1	0:09.01	0:27.30	0:59.49 [9]	0:47.11 [9]	0:35.18 [10]	0:23.73 [8]	0:12.26 [8]	5.4L	5.4L
		Craig Grylls		400-200	2000-1800		(0:12.38)	(0:11.93)	(0:11.45)	(0:11.47)	(0:12.26)		
7	3	ROCHMIE RAY	9	65.4	0:09.16	0:27.60	0:59.35 [10]	0:47.09 [10]	0:35.32 [6]	0:23.84 [7]	0:12.42 [7]	5.6L	5.6L
		Kazuya Asano		400-200	2000-1800		(0:12.26)	(0:11.77)	(0:11.48)	(0:11.42)	(0:12.42)		
8	4	SPELLCRAFT	16	64.2	0:09.32	0:28.10	0:58.71 [14]	0:46.64 [13]	0:34.85 [11]	0:23.43 [10]	0:12.04 [10]	5.8L	5.8L
		Warren Kennedy		400-200	2000-1800		(0:12.07)	(0:11.79)	(0:11.42)	(0:11.39)	(0:12.04)		
9	11	SHEZ SHAMUS	1	65.5	0:09.00	0:27.10	0:59.82 [8]	0:47.28 [8]	0:35.40 [9]	0:23.84 [9]	0:12.35 [9]	6.5L	6.5L
		Matthew Cameron		400-200	2000-1800		(0:12.53)	(0:11.89)	(0:11.56)	(0:11.49)	(0:12.35)		
10	7	TEXT REGRETS	17	65.8	0:09.25	0:28.13	0:59.12 [12]	0:46.89 [12]	0:34.90 [13]	0:23.44 [12]	0:12.17 [11]	7.4L	7.4L
		James Doyle		200-0	2000-1800		(0:12.23)	(0:11.99)	(0:11.46)	(0:11.27)	(0:12.17)		

Scratched: Ocean Road (#15), Logan's Logic (#16), Super Gunn (#17), El Bandolero (#18), Charmingaffair (#19), Beau Ondago (#20)

Track Rating: Good 4, Weather: Fine, Rail Position: +6m

Section														
Field Times		L1000	L800	L600	L400	L200								
		1:00.07	0:47.46	0:35.63	0:24.18	0:12.42								
		(0:12.61)	(0:11.83)	(0:11.45)	(0:11.76)	(0:12.42)								
Position	#	Horse/Jockey	Barrier	Top Speed [km/h]	Fastest Section	First 400m	L1000	L800	L600	L400	L200	Margin	From Winner [m]	
11	2	MEGA MOGUL	19	64.6	0:08.78	0:26.21	1:00.97 [4]	0:48.40 [3]	0:36.63 [2]	0:25.02 [3]	0:13.05 [4]	8.0L	8.0L	
		Niranjan Parmar		1800-1600	2000-1800		(0:12.56)	(0:11.77)	(0:11.61)	(0:11.97)	(0:13.05)			
12	6	STAR OF WONDER	13	64.0	0:09.25	0:27.50	1:01.06 [11]	0:48.78 [11]	0:36.77 [12]	0:25.18 [11]	0:13.50 [12]	18.7L	18.7L	
		Samantha Spratt		400-200	2000-1800		(0:12.28)	(0:12.01)	(0:11.59)	(0:11.68)	(0:13.50)			
13	8	WAIHI WARRIOR	18	63.5	0:08.90	0:27.60	1:01.75 [13]	0:49.47 [14]	0:37.36 [14]	0:25.46 [13]	0:13.27 [13]	25.3L	25.3L	
		Ashvin Goindasamy		400-200	2000-1800		(0:12.28)	(0:12.11)	(0:11.90)	(0:12.19)	(0:13.27)			
14	9	ORSOME DUDE	3	64.7	0:08.79	0:25.90	1:13.88 [2]	1:01.14 [2]	0:48.32 [7]	0:35.16 [14]	0:20.09 [14]	92.4L	92.4L	
		Ngakau Hailey		1800-1600	2000-1800		(0:12.74)	(0:12.82)	(0:13.16)	(0:15.07)	(0:20.09)			

Scratched: Ocean Road (#15), Logan's Logic (#16), Super Gunn (#17), El Bandolero (#18), Charmingaffair (#19), Beau Ondago (#20)

Horse/Jockey Name	MAJOR MAJOR
Finish Rank	1
Fastest Section Time (Section)	0:08.62 (Overall)
Top Speed [km/h] (Section)	64.5 (L2000)
Race State	Finished



Pukekohe Park NZ - Professional

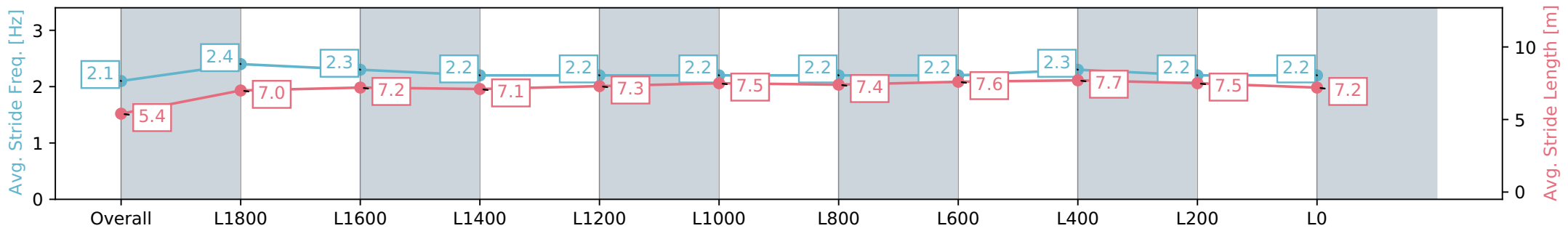
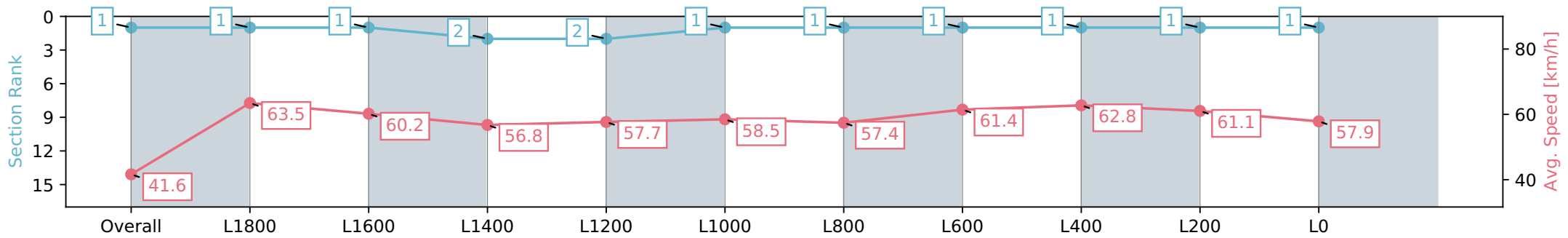
Race 1: KARAKA 2024 2100 - 2100m

21 January 2024 - 12:31PM



Track Rating: Good 4, Weather: Fine, Rail Position: +6m

Section	Overall	L1800	L1600	L1400	L1200	L1000	L800	L600	L400	L200	L0
Section Times	2:09.71 [1] (0:08.62)	2:01.09 [1] (0:11.47)	1:49.62 [1] (0:12.00)	1:37.62 [2] (0:12.71)	1:24.91 [2] (0:12.49)	1:12.42 [1] (0:12.34)	1:00.08 [1] (0:12.61)	0:47.47 [1] (0:11.83)	0:35.64 [1] (0:11.45)	0:24.19 [1] (0:11.77)	0:12.42 [1] (0:12.42)
Average Speed [km/h]	41.6	63.5	60.2	56.8	57.7	58.5	57.4	61.4	62.8	61.1	57.9
Top Speed [km/h]	60.7	64.5	62.7	57.7	58.2	59.1	59.3	62.7	64.4	63.4	58.8
Avg. Dist. to Rail [m]	9.5	2.5	0.7	0.7	1.2	1.4	1.5	1.2	1.0	0.7	0.9
Avg. Stride Freq. [Hz]	2.1	2.4	2.3	2.2	2.2	2.2	2.2	2.2	2.3	2.2	2.2
Avg. Stride Length [m]	5.4	7.0	7.2	7.1	7.3	7.5	7.4	7.6	7.7	7.5	7.2



- [] Ranking at each section and finish
- :-:- No data available at this section
- NA No data available

Horse/Jockey Name	TASER
Finish Rank	2
Fastest Section Time (Section)	0:08.95 (Overall)
Top Speed [km/h] (Section)	65.0 (L2000)
Race State	Finished



Pukekohe Park NZ - Professional

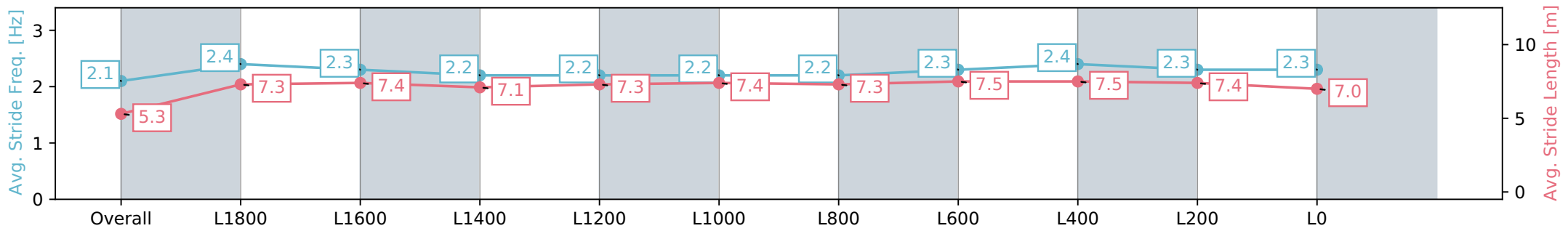
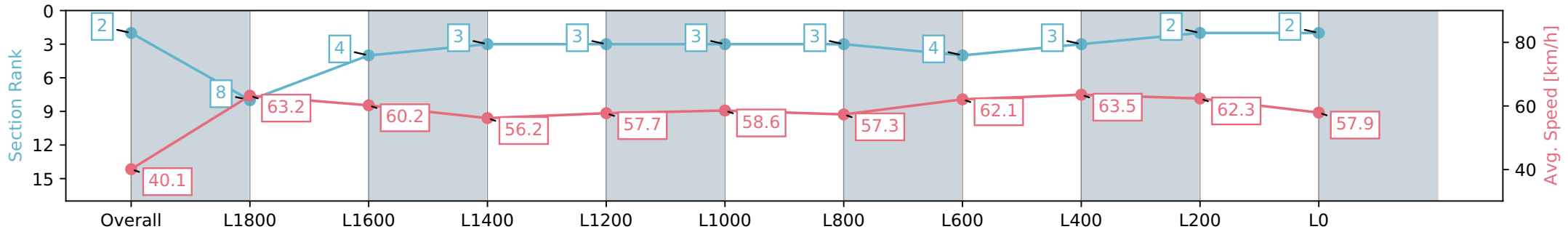
Race 1: KARAKA 2024 2100 - 2100m

21 January 2024 - 12:31PM



Track Rating: Good 4, Weather: Fine, Rail Position: +6m

Section	Overall	L1800	L1600	L1400	L1200	L1000	L800	L600	L400	L200	L0
Section Times	2:09.73 [2] (0:08.95)	2:00.78 [8] (0:11.42)	1:49.36 [4] (0:11.94)	1:37.42 [3] (0:12.79)	1:24.63 [3] (0:12.47)	1:12.16 [3] (0:12.33)	0:59.83 [3] (0:12.67)	0:47.16 [4] (0:11.76)	0:35.40 [3] (0:11.46)	0:23.94 [2] (0:11.52)	0:12.42 [2] (0:12.42)
Average Speed [km/h]	40.1	63.2	60.2	56.2	57.7	58.6	57.3	62.1	63.5	62.3	57.9
Top Speed [km/h]	61.1	65.0	63.2	57.8	58.5	58.9	60.1	64.0	64.9	63.7	60.6
Avg. Dist. to Rail [m]	6.8	1.5	0.5	0.2	0.5	0.7	1.7	2.6	2.7	3.7	3.0
Avg. Stride Freq. [Hz]	2.1	2.4	2.3	2.2	2.2	2.2	2.2	2.3	2.4	2.3	2.3
Avg. Stride Length [m]	5.3	7.3	7.4	7.1	7.3	7.4	7.3	7.5	7.5	7.4	7.0



Report Created: Sun 21 January 2024 10:43:17 GMT+11 (Note: Timing is based on positional data)

- [] Ranking at each section and finish
- :-:- No data available at this section
- NA No data available



Horse/Jockey Name	GRACE 'N' GLORY
Finish Rank	3
Fastest Section Time (Section)	0:08.75 (Overall)
Top Speed [km/h] (Section)	65.3 (L600)
Race State	Finished



Pukekohe Park NZ - Professional

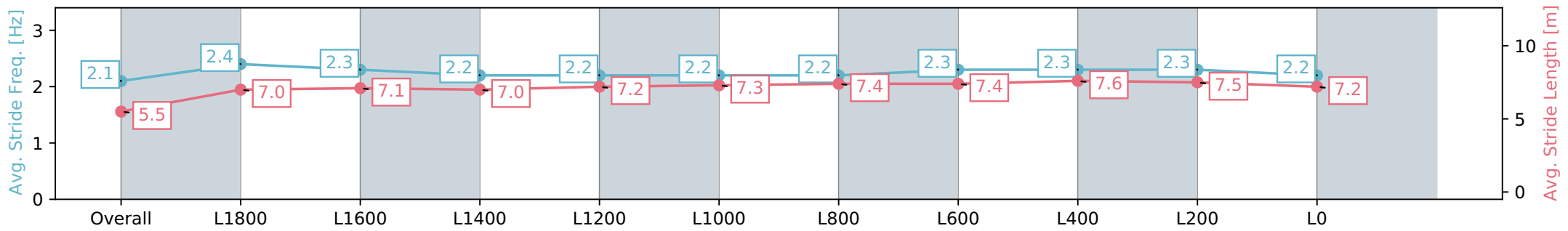
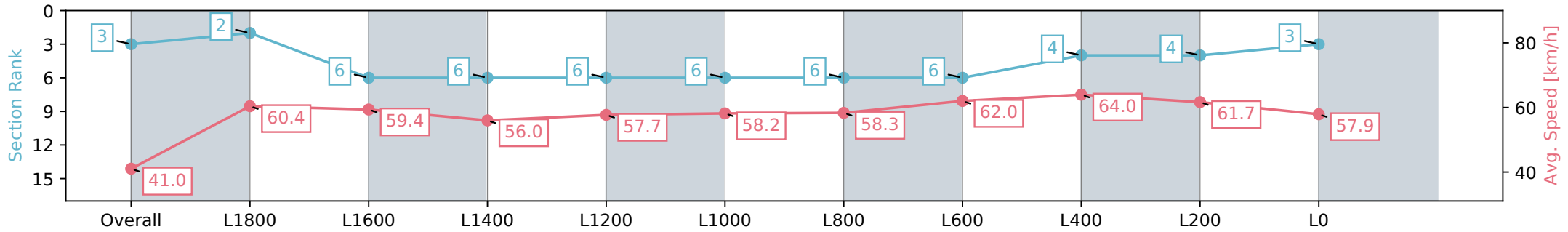
Race 1: KARAKA 2024 2100 - 2100m

21 January 2024 - 12:31PM



Track Rating: Good 4, Weather: Fine, Rail Position: +6m

Section	Overall	L1800	L1600	L1400	L1200	L1000	L800	L600	L400	L200	L0
Section Times	2:10.11 [3] (0:08.75)	2:01.36 [2] (0:11.97)	1:49.39 [6] (0:12.13)	1:37.26 [6] (0:12.83)	1:24.43 [6] (0:12.47)	1:11.96 [6] (0:12.37)	0:59.59 [6] (0:12.41)	0:47.18 [6] (0:11.69)	0:35.49 [4] (0:11.35)	0:24.14 [4] (0:11.67)	0:12.47 [3] (0:12.47)
Average Speed [km/h]	41.0	60.4	59.4	56.0	57.7	58.2	58.3	62.0	64.0	61.7	57.9
Top Speed [km/h]	59.0	62.0	62.0	58.0	58.8	59.5	60.3	64.2	65.3	63.9	59.2
Avg. Dist. to Rail [m]	3.2	1.1	0.3	0.3	0.1	0.2	0.5	1.7	2.4	3.2	4.0
Avg. Stride Freq. [Hz]	2.1	2.4	2.3	2.2	2.2	2.2	2.2	2.2	2.3	2.3	2.2
Avg. Stride Length [m]	5.5	7.0	7.1	7.0	7.2	7.3	7.4	7.4	7.6	7.5	7.2



- [] Ranking at each section and finish
- :-:- No data available at this section
- NA No data available

Horse/Jockey Name	BIEDERMEIER
Finish Rank	4
Fastest Section Time (Section)	0:08.79 (Overall)
Top Speed [km/h] (Section)	66.2 (L2000)
Race State	Finished



Pukekohe Park NZ - Professional

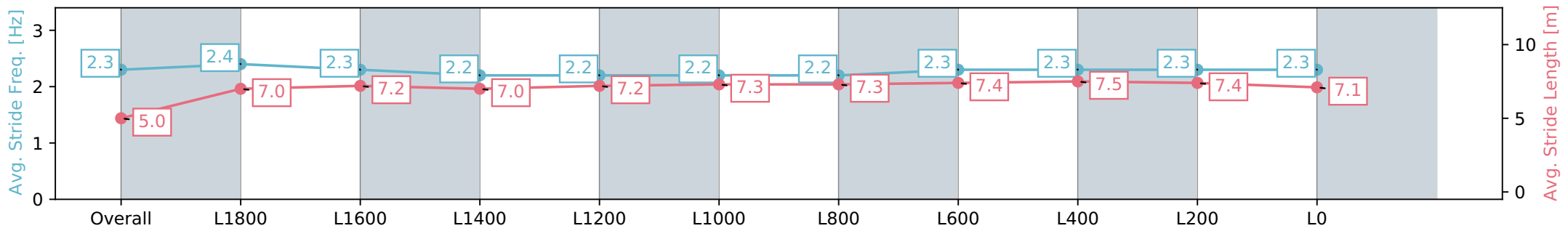
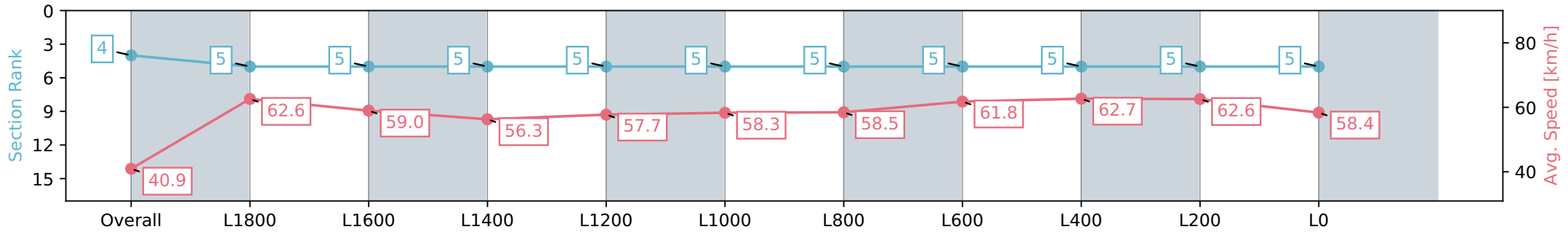
Race 1: KARAKA 2024 2100 - 2100m

21 January 2024 - 12:31PM



Track Rating: Good 4, Weather: Fine, Rail Position: +6m

Section	Overall	L1800	L1600	L1400	L1200	L1000	L800	L600	L400	L200	L0
Section Times	2:10.22 [4] (0:08.79)	2:01.43 [5] (0:11.72)	1:49.71 [5] (0:12.33)	1:37.38 [5] (0:12.81)	1:24.56 [5] (0:12.47)	1:12.10 [5] (0:12.33)	0:59.77 [5] (0:12.44)	0:47.33 [5] (0:11.89)	0:35.44 [5] (0:11.57)	0:23.86 [5] (0:11.53)	0:12.33 [5] (0:12.33)
Average Speed [km/h]	40.9	62.6	59.0	56.3	57.7	58.3	58.5	61.8	62.7	62.6	58.4
Top Speed [km/h]	59.1	66.2	60.8	57.4	58.4	59.3	59.8	62.8	64.3	64.1	60.6
Avg. Dist. to Rail [m]	13.9	4.2	1.1	0.9	1.2	1.2	1.7	3.0	3.0	4.6	5.0
Avg. Stride Freq. [Hz]	2.3	2.4	2.3	2.2	2.2	2.2	2.2	2.2	2.3	2.3	2.3
Avg. Stride Length [m]	5.0	7.0	7.2	7.0	7.2	7.3	7.3	7.4	7.5	7.4	7.1



- [] Ranking at each section and finish
- :-:- No data available at this section
- NA No data available

Horse/Jockey Name	WANDA LU
Finish Rank	5
Fastest Section Time (Section)	0:08.93 (Overall)
Top Speed [km/h] (Section)	65.5 (L600)
Race State	Finished



Pukekohe Park NZ - Professional

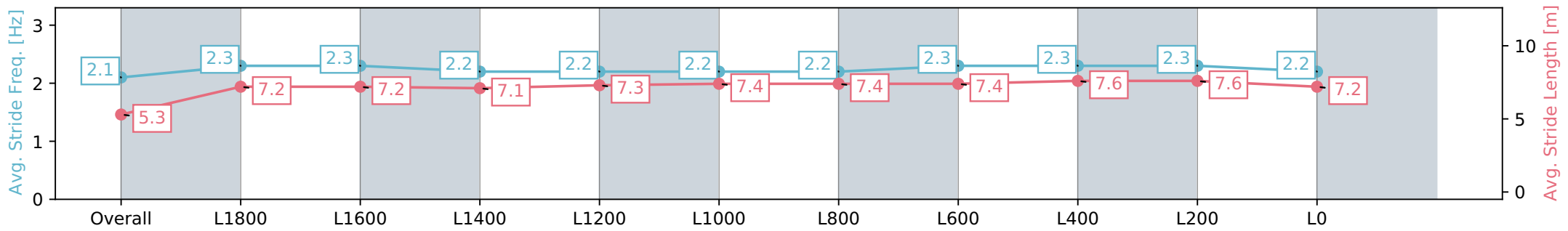
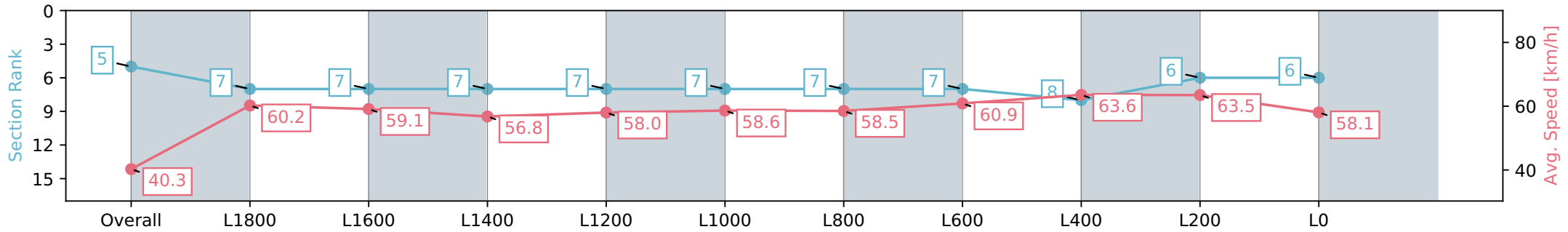
Race 1: KARAKA 2024 2100 - 2100m

21 January 2024 - 12:31PM



Track Rating: Good 4, Weather: Fine, Rail Position: +6m

Section	Overall	L1800	L1600	L1400	L1200	L1000	L800	L600	L400	L200	L0
Section Times	2:10.43 [5] (0:08.93)	2:01.50 [7] (0:12.11)	1:49.39 [7] (0:12.21)	1:37.18 [7] (0:12.75)	1:24.43 [7] (0:12.38)	1:12.05 [7] (0:12.27)	0:59.78 [7] (0:12.48)	0:47.30 [7] (0:12.13)	0:35.17 [8] (0:11.42)	0:23.75 [6] (0:11.38)	0:12.37 [6] (0:12.37)
Average Speed [km/h]	40.3	60.2	59.1	56.8	58.0	58.6	58.5	60.9	63.6	63.5	58.1
Top Speed [km/h]	57.5	64.3	62.8	57.6	58.9	59.8	59.4	62.8	65.5	65.3	60.6
Avg. Dist. to Rail [m]	8.5	3.1	0.5	0.6	0.7	0.2	2.3	4.1	3.3	5.1	5.4
Avg. Stride Freq. [Hz]	2.1	2.3	2.3	2.2	2.2	2.2	2.2	2.3	2.3	2.3	2.2
Avg. Stride Length [m]	5.3	7.2	7.2	7.1	7.3	7.4	7.4	7.4	7.6	7.6	7.2



- [] Ranking at each section and finish
- :-:- No data available at this section
- NA No data available

Horse/Jockey Name	SO THE FOX
Finish Rank	6
Fastest Section Time (Section)	0:09.01 (Overall)
Top Speed [km/h] (Section)	65.1 (L600)
Race State	Finished



Pukekohe Park NZ - Professional

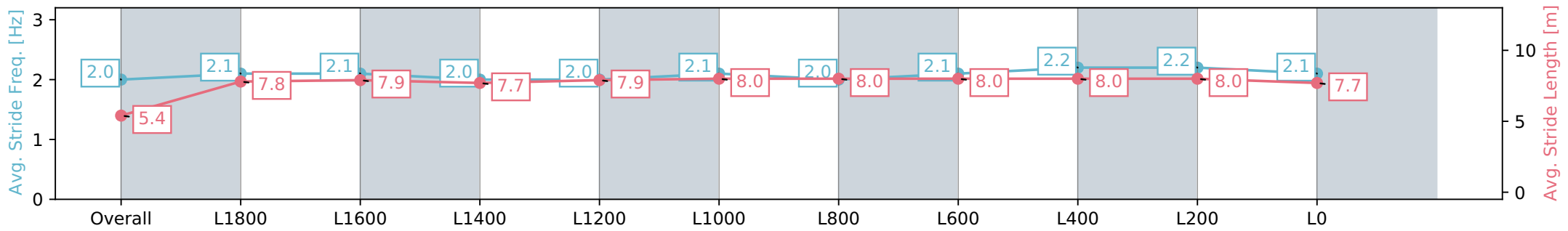
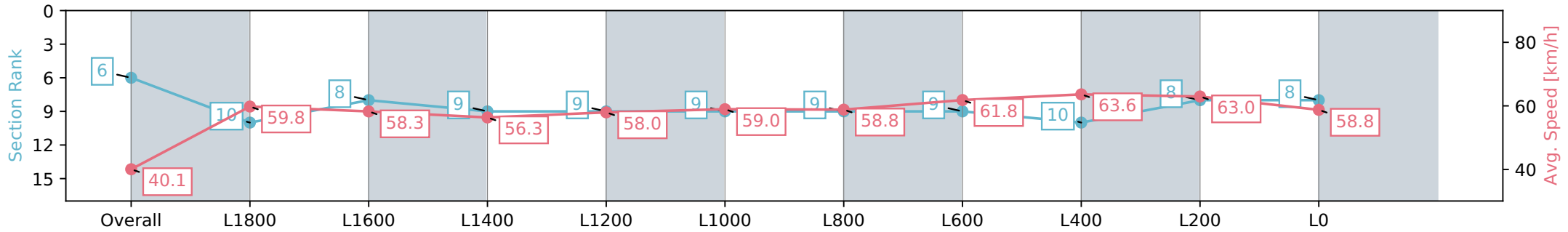
Race 1: KARAKA 2024 2100 - 2100m

21 January 2024 - 12:31PM



Track Rating: Good 4, Weather: Fine, Rail Position: +6m

Section	Overall	L1800	L1600	L1400	L1200	L1000	L800	L600	L400	L200	L0
Section Times	2:10.52 [6] (0:09.01)	2:01.51 [10] (0:12.13)	1:49.38 [8] (0:12.45)	1:36.93 [9] (0:12.78)	1:24.15 [9] (0:12.43)	1:11.72 [9] (0:12.23)	0:59.49 [9] (0:12.38)	0:47.11 [9] (0:11.93)	0:35.18 [10] (0:11.45)	0:23.73 [8] (0:11.47)	0:12.26 [8] (0:12.26)
Average Speed [km/h]	40.1	59.8	58.3	56.3	58.0	59.0	58.8	61.8	63.6	63.0	58.8
Top Speed [km/h]	58.0	61.4	60.1	57.4	58.2	59.8	60.1	62.9	65.1	64.7	60.2
Avg. Dist. to Rail [m]	5.1	1.3	1.2	0.9	1.0	1.2	1.8	3.9	4.9	7.5	7.9
Avg. Stride Freq. [Hz]	2.0	2.1	2.1	2.0	2.0	2.1	2.0	2.1	2.2	2.2	2.1
Avg. Stride Length [m]	5.4	7.8	7.9	7.7	7.9	8.0	8.0	8.0	8.0	8.0	7.7



- [] Ranking at each section and finish
- :-:- No data available at this section
- NA No data available

Horse/Jockey Name	ROCHMIE RAY
Finish Rank	7
Fastest Section Time (Section)	0:09.16 (Overall)
Top Speed [km/h] (Section)	65.4 (L600)
Race State	Finished



Pukekohe Park NZ - Professional

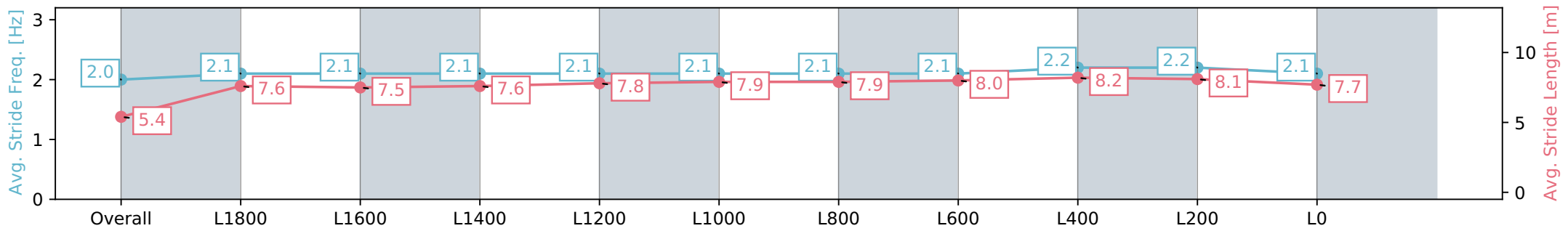
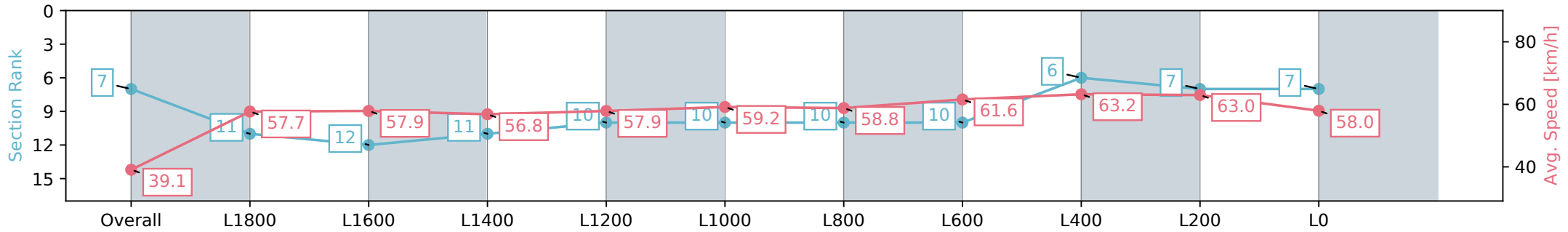
Race 1: KARAKA 2024 2100 - 2100m

21 January 2024 - 12:31PM



Track Rating: Good 4, Weather: Fine, Rail Position: +6m

Section	Overall	L1800	L1600	L1400	L1200	L1000	L800	L600	L400	L200	L0
Section Times	2:10.54 [7] (0:09.16)	2:01.38 [11] (0:12.42)	1:48.96 [12] (0:12.32)	1:36.64 [11] (0:12.68)	1:23.96 [10] (0:12.40)	1:11.56 [10] (0:12.21)	0:59.35 [10] (0:12.26)	0:47.09 [10] (0:11.77)	0:35.32 [6] (0:11.48)	0:23.84 [7] (0:11.42)	0:12.42 [7] (0:12.42)
Average Speed [km/h]	39.1	57.7	57.9	56.8	57.9	59.2	58.8	61.6	63.2	63.0	58.0
Top Speed [km/h]	57.9	59.7	60.2	58.7	59.3	60.0	60.1	63.7	65.4	64.8	60.0
Avg. Dist. to Rail [m]	3.2	1.5	1.3	0.3	0.3	0.5	0.5	1.4	1.9	3.5	4.0
Avg. Stride Freq. [Hz]	2.0	2.1	2.1	2.1	2.1	2.1	2.1	2.1	2.2	2.2	2.1
Avg. Stride Length [m]	5.4	7.6	7.5	7.6	7.8	7.9	7.9	8.0	8.2	8.1	7.7



- [] Ranking at each section and finish
- :-:- No data available at this section
- NA No data available

Horse/Jockey Name	SPELLCRAFT
Finish Rank	8
Fastest Section Time (Section)	0:09.32 (Overall)
Top Speed [km/h] (Section)	64.2 (L600)
Race State	Finished



Pukekohe Park NZ - Professional

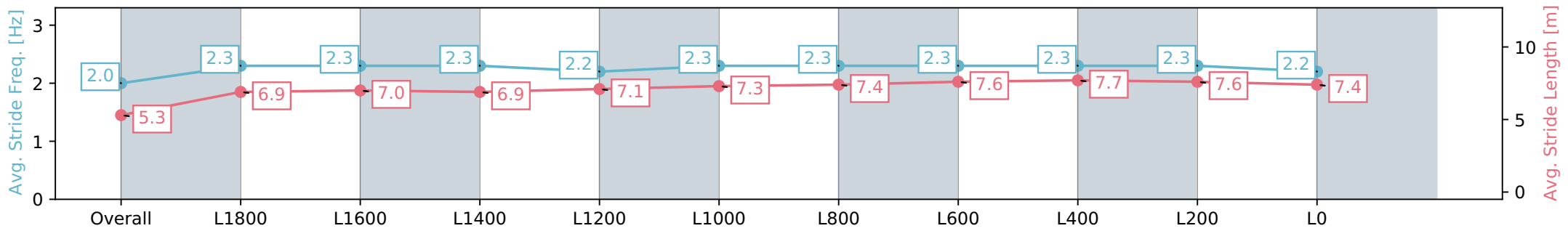
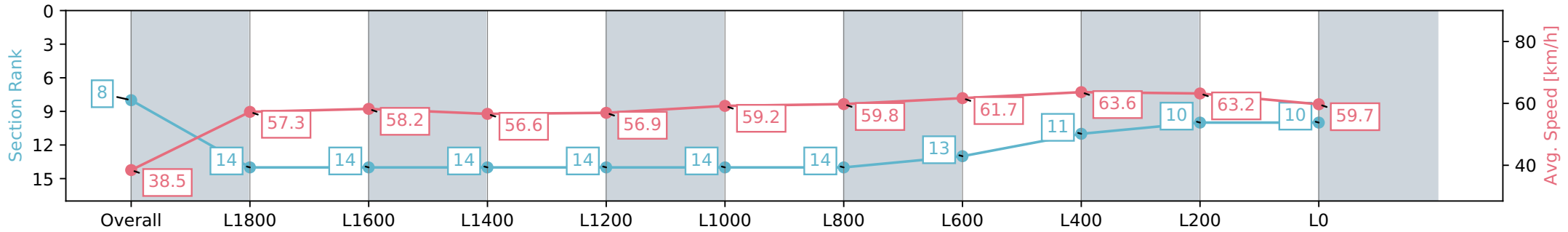
Race 1: KARAKA 2024 2100 - 2100m

21 January 2024 - 12:31PM



Track Rating: Good 4, Weather: Fine, Rail Position: +6m

Section	Overall	L1800	L1600	L1400	L1200	L1000	L800	L600	L400	L200	L0
Section Times	2:10.57 [8] (0:09.32)	2:01.26 [14] (0:12.70)	1:48.56 [14] (0:12.34)	1:36.22 [14] (0:12.71)	1:23.51 [14] (0:12.61)	1:10.90 [14] (0:12.19)	0:58.71 [14] (0:12.07)	0:46.64 [13] (0:11.79)	0:34.85 [11] (0:11.42)	0:23.43 [10] (0:11.39)	0:12.04 [10] (0:12.04)
Average Speed [km/h]	38.5	57.3	58.2	56.6	56.9	59.2	59.8	61.7	63.6	63.2	59.7
Top Speed [km/h]	54.6	59.0	59.8	57.1	58.1	59.9	60.8	63.9	64.2	64.0	61.6
Avg. Dist. to Rail [m]	9.7	2.3	0.7	0.2	0.2	0.2	0.6	1.4	3.3	5.8	6.2
Avg. Stride Freq. [Hz]	2.0	2.3	2.3	2.3	2.2	2.3	2.3	2.3	2.3	2.3	2.2
Avg. Stride Length [m]	5.3	6.9	7.0	6.9	7.1	7.3	7.4	7.6	7.7	7.6	7.4



- [] Ranking at each section and finish
- :-:- No data available at this section
- NA No data available

Horse/Jockey Name	SHEZ SHAMUS
Finish Rank	9
Fastest Section Time (Section)	0:09.00 (Overall)
Top Speed [km/h] (Section)	65.5 (L600)
Race State	Finished



Pukekohe Park NZ - Professional

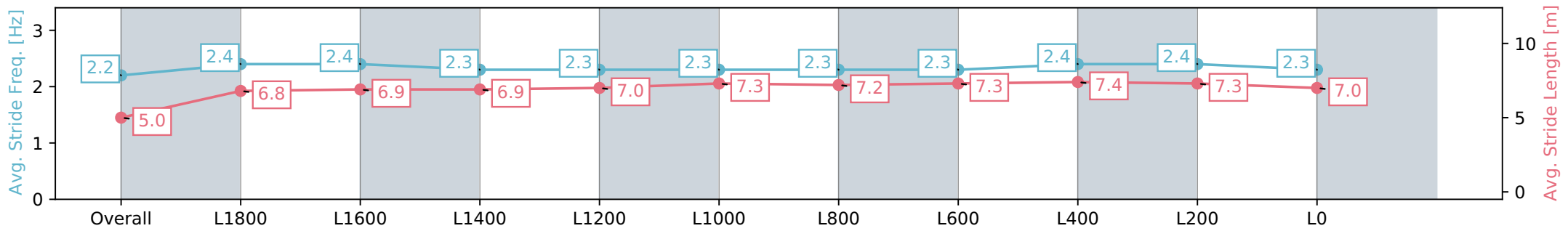
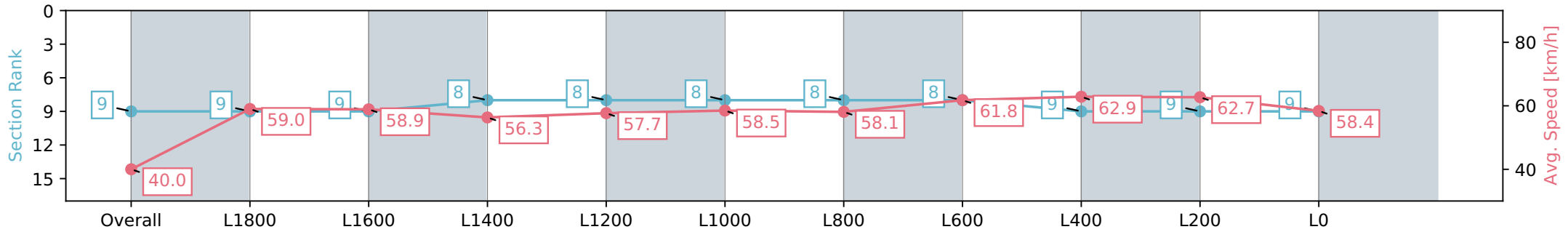
Race 1: KARAKA 2024 2100 - 2100m

21 January 2024 - 12:31PM



Track Rating: Good 4, Weather: Fine, Rail Position: +6m

Section	Overall	L1800	L1600	L1400	L1200	L1000	L800	L600	L400	L200	L0
Section Times	2:10.68 [9] (0:09.00)	2:01.68 [9] (0:12.17)	1:49.51 [9] (0:12.16)	1:37.35 [8] (0:12.70)	1:24.65 [8] (0:12.49)	1:12.16 [8] (0:12.34)	0:59.82 [8] (0:12.53)	0:47.28 [8] (0:11.89)	0:35.40 [9] (0:11.56)	0:23.84 [9] (0:11.49)	0:12.35 [9] (0:12.35)
Average Speed [km/h]	40.0	59.0	58.9	56.3	57.7	58.5	58.1	61.8	62.9	62.7	58.4
Top Speed [km/h]	56.3	61.4	61.0	57.8	59.5	59.5	60.1	63.0	65.5	65.1	60.4
Avg. Dist. to Rail [m]	1.7	0.7	1.1	0.5	0.8	1.4	2.3	2.9	3.3	1.6	0.8
Avg. Stride Freq. [Hz]	2.2	2.4	2.4	2.3	2.3	2.3	2.3	2.3	2.4	2.4	2.3
Avg. Stride Length [m]	5.0	6.8	6.9	6.9	7.0	7.3	7.2	7.3	7.4	7.3	7.0



- [] Ranking at each section and finish
- :-:- No data available at this section
- NA No data available

Horse/Jockey Name	TEXT REGRETS
Finish Rank	10
Fastest Section Time (Section)	0:09.25 (Overall)
Top Speed [km/h] (Section)	65.8 (L400)
Race State	Finished



Pukekohe Park NZ - Professional

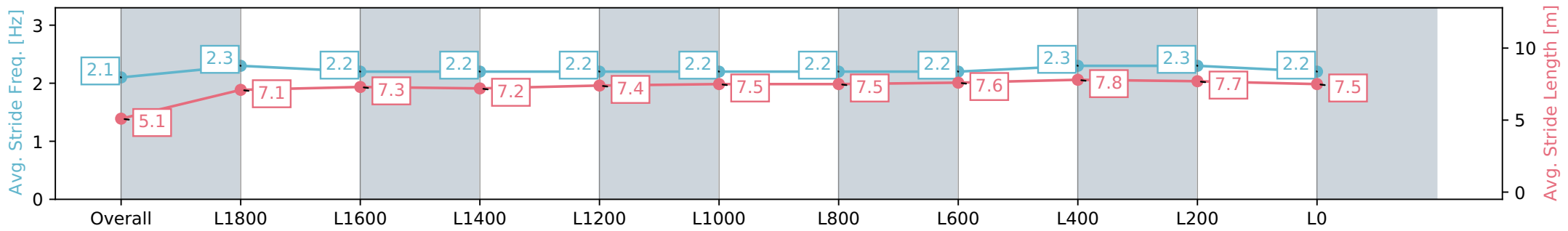
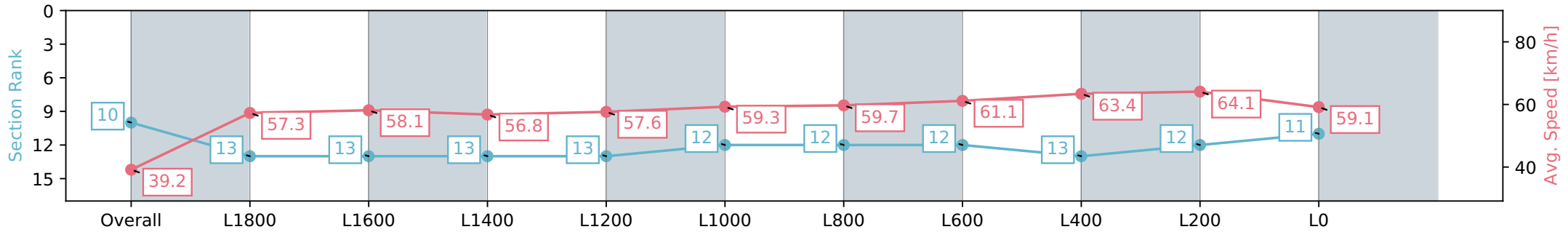
Race 1: KARAKA 2024 2100 - 2100m

21 January 2024 - 12:31PM



Track Rating: Good 4, Weather: Fine, Rail Position: +6m

Section	Overall	L1800	L1600	L1400	L1200	L1000	L800	L600	L400	L200	L0
Section Times	2:10.82 [10] (0:09.25)	2:01.56 [13] (0:12.69)	1:48.88 [13] (0:12.42)	1:36.46 [13] (0:12.67)	1:23.79 [13] (0:12.52)	1:11.27 [12] (0:12.15)	0:59.12 [12] (0:12.23)	0:46.89 [12] (0:11.99)	0:34.90 [13] (0:11.46)	0:23.44 [12] (0:11.27)	0:12.17 [11] (0:12.17)
Average Speed [km/h]	39.2	57.3	58.1	56.8	57.6	59.3	59.7	61.1	63.4	64.1	59.1
Top Speed [km/h]	56.9	58.4	58.7	58.0	58.3	60.5	61.1	63.7	65.3	65.8	62.2
Avg. Dist. to Rail [m]	10.7	2.8	0.3	0.5	1.2	1.4	2.7	3.1	3.6	6.4	6.2
Avg. Stride Freq. [Hz]	2.1	2.3	2.2	2.2	2.2	2.2	2.2	2.2	2.3	2.3	2.2
Avg. Stride Length [m]	5.1	7.1	7.3	7.2	7.4	7.5	7.5	7.6	7.8	7.7	7.5



- [] Ranking at each section and finish
- :-:- No data available at this section
- NA No data available

Horse/Jockey Name	MEGA MOGUL
Finish Rank	11
Fastest Section Time (Section)	0:08.78 (Overall)
Top Speed [km/h] (Section)	64.6 (L2000)
Race State	Finished



Pukekohe Park NZ - Professional

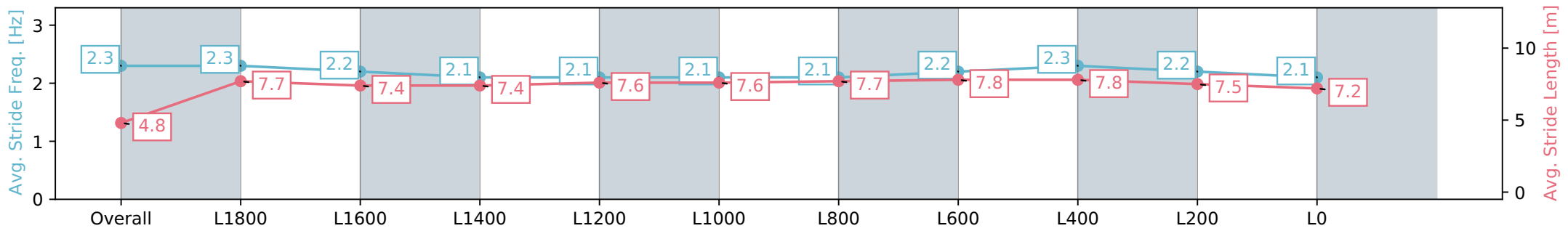
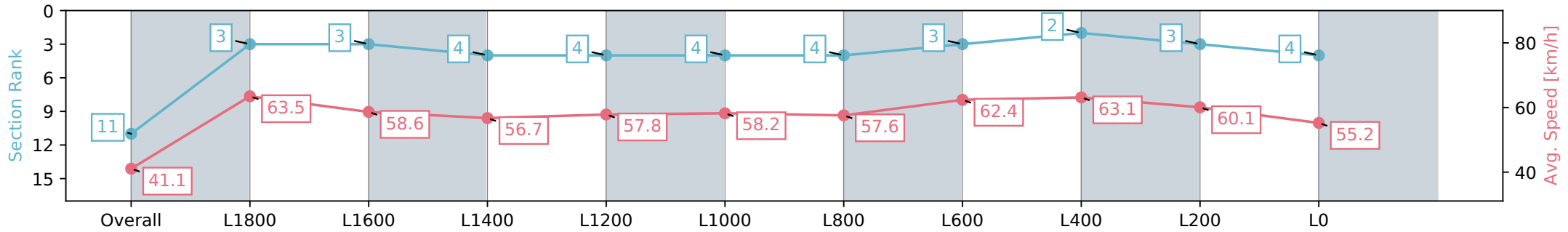
Race 1: KARAKA 2024 2100 - 2100m

21 January 2024 - 12:31PM



Track Rating: Good 4, Weather: Fine, Rail Position: +6m

Section	Overall	L1800	L1600	L1400	L1200	L1000	L800	L600	L400	L200	L0
Section Times	2:10.91 [11] (0:08.78)	2:02.13 [3] (0:11.41)	1:50.72 [3] (0:12.22)	1:38.50 [4] (0:12.69)	1:25.81 [4] (0:12.47)	1:13.34 [4] (0:12.37)	1:00.97 [4] (0:12.56)	0:48.40 [3] (0:11.77)	0:36.63 [2] (0:11.61)	0:25.02 [3] (0:11.97)	0:13.05 [4] (0:13.05)
Average Speed [km/h]	41.1	63.5	58.6	56.7	57.8	58.2	57.6	62.4	63.1	60.1	55.2
Top Speed [km/h]	61.4	64.6	60.7	57.6	59.0	58.8	60.5	63.2	64.0	62.8	57.4
Avg. Dist. to Rail [m]	11.4	2.1	0.7	0.3	0.6	0.9	1.3	2.8	5.3	6.2	5.4
Avg. Stride Freq. [Hz]	2.3	2.3	2.2	2.1	2.1	2.1	2.1	2.2	2.3	2.2	2.1
Avg. Stride Length [m]	4.8	7.7	7.4	7.4	7.6	7.6	7.7	7.8	7.8	7.5	7.2



- [] Ranking at each section and finish
- :-:- No data available at this section
- NA No data available

Horse/Jockey Name	STAR OF WONDER
Finish Rank	12
Fastest Section Time (Section)	0:09.25 (Overall)
Top Speed [km/h] (Section)	64.0 (L600)
Race State	Finished



Pukekohe Park NZ - Professional

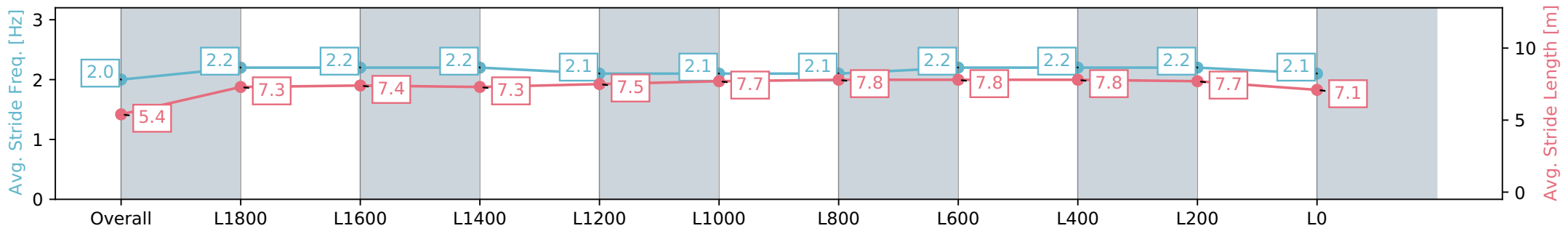
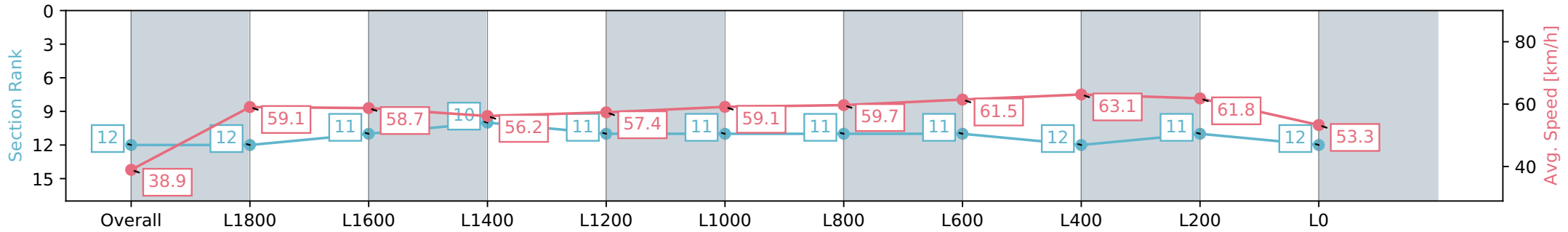
Race 1: KARAKA 2024 2100 - 2100m

21 January 2024 - 12:31PM



Track Rating: Good 4, Weather: Fine, Rail Position: +6m

Section	Overall	L1800	L1600	L1400	L1200	L1000	L800	L600	L400	L200	L0
Section Times	2:12.52 [12] (0:09.25)	2:03.27 [12] (0:12.33)	1:50.94 [11] (0:12.30)	1:38.64 [10] (0:12.84)	1:25.80 [11] (0:12.57)	1:13.22 [11] (0:12.16)	1:01.06 [11] (0:12.28)	0:48.78 [11] (0:12.01)	0:36.77 [12] (0:11.59)	0:25.18 [11] (0:11.68)	0:13.50 [12] (0:13.50)
Average Speed [km/h]	38.9	59.1	58.7	56.2	57.4	59.1	59.7	61.5	63.1	61.8	53.3
Top Speed [km/h]	57.8	60.9	61.7	57.8	58.0	60.4	60.5	63.4	64.0	63.6	59.1
Avg. Dist. to Rail [m]	7.9	2.4	0.7	1.4	1.4	1.5	2.5	4.1	6.2	8.6	7.5
Avg. Stride Freq. [Hz]	2.0	2.2	2.2	2.2	2.1	2.1	2.1	2.2	2.2	2.2	2.1
Avg. Stride Length [m]	5.4	7.3	7.4	7.3	7.5	7.7	7.8	7.8	7.8	7.7	7.1



- [] Ranking at each section and finish
- :-:- No data available at this section
- NA No data available

Horse/Jockey Name	WAIHI WARRIOR
Finish Rank	13
Fastest Section Time (Section)	0:08.90 (Overall)
Top Speed [km/h] (Section)	63.5 (L600)
Race State	Finished



Pukekohe Park NZ - Professional

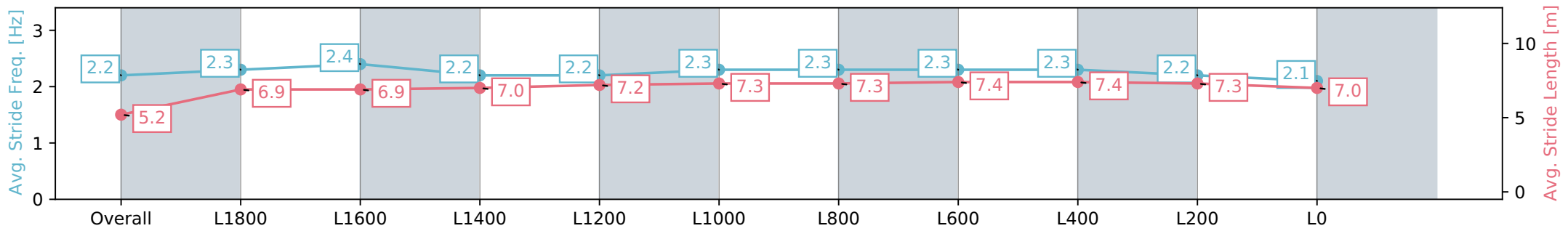
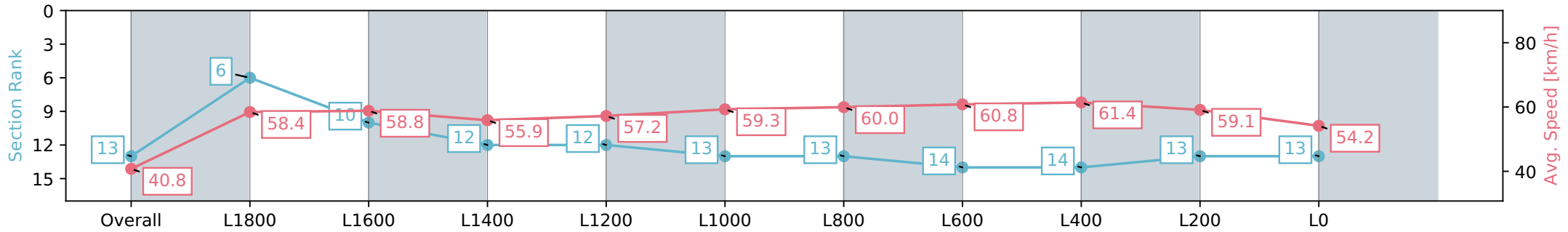
Race 1: KARAKA 2024 2100 - 2100m

21 January 2024 - 12:31PM



Track Rating: Good 4, Weather: Fine, Rail Position: +6m

Section	Overall	L1800	L1600	L1400	L1200	L1000	L800	L600	L400	L200	L0
Section Times	2:13.50 [13] (0:08.90)	2:04.60 [6] (0:12.66)	1:51.94 [10] (0:12.42)	1:39.52 [12] (0:13.04)	1:26.48 [12] (0:12.56)	1:13.91 [13] (0:12.16)	1:01.75 [13] (0:12.28)	0:49.47 [14] (0:12.11)	0:37.36 [14] (0:11.90)	0:25.46 [13] (0:12.19)	0:13.27 [13] (0:13.27)
Average Speed [km/h]	40.8	58.4	58.8	55.9	57.2	59.3	60.0	60.8	61.4	59.1	54.2
Top Speed [km/h]	56.0	61.2	61.2	58.1	58.0	60.8	60.9	62.7	63.5	60.4	57.1
Avg. Dist. to Rail [m]	11.7	5.4	2.6	2.9	2.8	2.7	3.5	4.2	3.8	5.3	5.1
Avg. Stride Freq. [Hz]	2.2	2.3	2.4	2.2	2.2	2.3	2.3	2.3	2.3	2.2	2.1
Avg. Stride Length [m]	5.2	6.9	6.9	7.0	7.2	7.3	7.3	7.4	7.4	7.3	7.0



- [] Ranking at each section and finish
- :-:- No data available at this section
- NA No data available

Horse/Jockey Name	ORSOME DUDE
Finish Rank	14
Fastest Section Time (Section)	0:08.79 (Overall)
Top Speed [km/h] (Section)	64.7 (L2000)
Race State	Finished



Pukekohe Park NZ - Professional

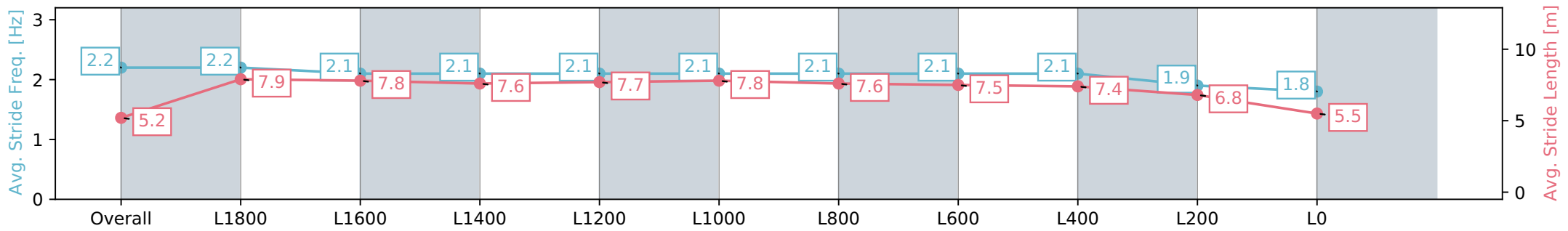
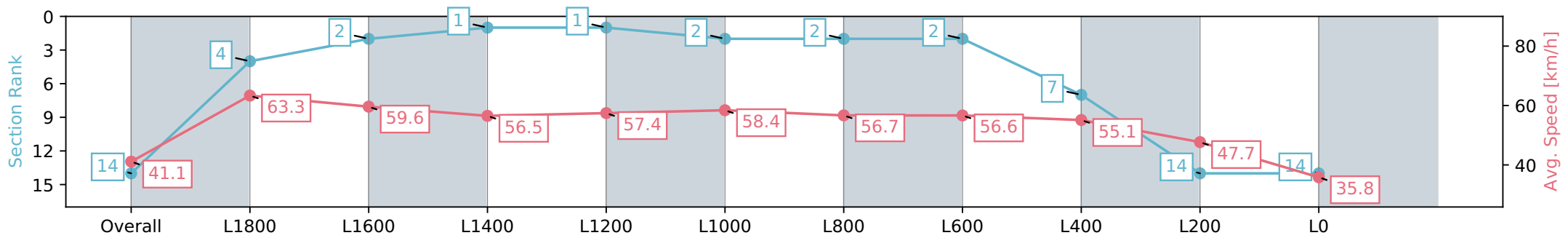
Race 1: KARAKA 2024 2100 - 2100m

21 January 2024 - 12:31PM



Track Rating: Good 4, Weather: Fine, Rail Position: +6m

Section	Overall	L1800	L1600	L1400	L1200	L1000	L800	L600	L400	L200	L0
Section Times	2:23.56 [14] (0:08.79)	2:14.78 [4] (0:11.32)	2:03.46 [2] (0:11.97)	1:51.49 [1] (0:12.71)	1:38.78 [1] (0:12.56)	1:26.22 [2] (0:12.34)	1:13.88 [2] (0:12.74)	1:01.14 [2] (0:12.82)	0:48.32 [7] (0:13.16)	0:35.16 [14] (0:15.07)	0:20.09 [14] (0:20.09)
Average Speed [km/h]	41.1	63.3	59.6	56.5	57.4	58.4	56.7	56.6	55.1	47.7	35.8
Top Speed [km/h]	60.8	64.7	62.8	57.3	58.9	58.9	58.1	57.7	56.8	53.4	41.8
Avg. Dist. to Rail [m]	4.2	1.5	1.3	0.3	0.7	1.1	0.7	1.3	2.2	3.3	7.3
Avg. Stride Freq. [Hz]	2.2	2.2	2.1	2.1	2.1	2.1	2.1	2.1	2.1	1.9	1.8
Avg. Stride Length [m]	5.2	7.9	7.8	7.6	7.7	7.8	7.6	7.5	7.4	6.8	5.5



- [] Ranking at each section and finish
- :-:- No data available at this section
- NA No data available