

Ellerslie NZ
Race 8: AUCKLAND CO-OP TAXIS 2100 - 2100m
17 February 2024 - 5:19PM

Track Rating: Good 4, Weather: Fine, Rail Position: +6m

Section								Overall	L2000	L1800	L1600	L1400	L1200		
Field Times								2:11.63 (0:08.14)	2:03.48 (0:11.86)	1:51.62 (0:12.79)	1:38.83 (0:12.82)	1:26.01 (0:12.58)	1:13.44 (0:12.71)		
Position	#	Horse/Jockey	Barrier	Top Speed [km/h]	Fastest Section	First 400m								Distance Travelled From Winner [m]	
1	3	SAILOR JACK Craig Grylls	16	64.2 1800-1600	0:08.39 2000-1800	0:26.48	2:11.63 (0:08.39)	2:03.24 [4] (0:11.68)	1:51.56 [2] (0:12.81)	1:38.75 [2] (0:12.83)	1:25.92 [2] (0:12.57)	1:13.34 [2] (0:12.71)			
2	11	LET FLY Kelly Myers	7	62.9 200-0	0:08.49 2000-1800	0:27.12	2:11.73 (0:08.49)	2:03.24 [7] (0:11.99)	1:51.25 [6] (0:13.06)	1:38.19 [5] (0:13.01)	1:25.18 [6] (0:12.60)	1:12.58 [6] (0:12.80)	+5		
3	16	ALL SHOOK UP Per-Anders Graberg	4	63.1 200-0	0:08.39 2000-1800	0:27.42	2:11.94 (0:08.39)	2:03.55 [3] (0:12.18)	1:51.37 [7] (0:13.28)	1:38.08 [7] (0:12.89)	1:25.19 [7] (0:12.69)	1:12.50 [7] (0:12.80)	+4		
4	7	WITHALLMYHEART Ace Lawson-Carroll	5	63.6 800-600	0:08.70 2000-1800	0:27.75	2:12.21 (0:08.70)	2:03.51 [10] (0:12.15)	1:51.36 [9] (0:13.30)	1:38.06 [9] (0:12.85)	1:25.21 [9] (0:12.82)	1:12.39 [9] (0:12.78)	+2		
5	9	BASSOROC Masahiro Hashizume	10	64.3 600-400	0:08.86 2000-1800	0:28.21	2:12.27 (0:08.86)	2:03.41 [14] (0:12.50)	1:50.91 [12] (0:13.41)	1:37.50 [10] (0:12.69)	1:24.81 [10] (0:12.85)	1:11.96 [11] (0:12.62)	-5		
6	19	EMBER ATTACK Tegan Newman	9	62.9 1800-1600	0:08.40 2000-1800	0:26.78	2:12.43 (0:08.40)	2:04.03 [5] (0:11.86)	1:52.17 [3] (0:12.97)	1:39.20 [3] (0:12.90)	1:26.30 [3] (0:12.65)	1:13.65 [3] (0:12.66)	+3		
7	14	ENDEAN AFFAIR Bill Jacobson	11	64.6 600-400	0:08.80 2000-1800	0:28.51	2:12.61 (0:08.80)	2:03.81 [12] (0:12.68)	1:51.13 [14] (0:13.61)	1:37.52 [13] (0:12.70)	1:24.82 [12] (0:12.75)	1:12.07 [12] (0:12.69)	-1		
8	13	KEALOHA Vincent Colgan	1	61.6 1800-1600	0:08.43 2000-1800	0:26.84	2:12.64 (0:08.43)	2:04.21 [6] (0:11.91)	1:52.30 [4] (0:12.97)	1:39.33 [4] (0:12.87)	1:26.46 [4] (0:12.61)	1:13.85 [4] (0:12.67)	-5		
9	1	ESPRESSO TO GO Kazuya Asano	8	62.3 1800-1600	0:08.14 2000-1800	0:26.42	2:12.82 (0:08.14)	2:04.68 [1] (0:11.86)	1:52.82 [1] (0:12.80)	1:40.02 [1] (0:12.81)	1:27.21 [1] (0:12.57)	1:14.63 [1] (0:12.71)	-6		
10	6	REGAZZO Lily Sutherland	3	62.3 400-200	0:08.34 2000-1800	0:27.14	2:12.83 (0:08.34)	2:04.49 [2] (0:12.06)	1:52.43 [5] (0:13.16)	1:39.27 [6] (0:12.94)	1:26.33 [5] (0:12.62)	1:13.71 [5] (0:12.80)	-5		

Ellerslie NZ
Race 8: AUCKLAND CO-OP TAXIS 2100 - 2100m
17 February 2024 - 5:19PM

Track Rating: Good 4, Weather: Fine, Rail Position: +6m

Section								Overall	L2000	L1800	L1600	L1400	L1200		
Field Times								2:11.63 (0:08.14)	2:03.48 (0:11.86)	1:51.62 (0:12.79)	1:38.83 (0:12.82)	1:26.01 (0:12.58)	1:13.44 (0:12.71)		
Position	#	Horse/Jockey	Barrier	Top Speed [km/h]	Fastest Section	First 400m								Distance Travelled From Winner [m]	
11	12	ARABIAN SONGBIRD Warren Kennedy	12	65.2 600-400	0:08.70 2000-1800	0:28.23	2:12.86 (0:08.70)	2:04.16 [11] (0:12.52)	1:51.64 [10] (0:13.77)	1:37.87 [12] (0:12.84)	1:25.03 [13] (0:12.74)	1:12.29 [13] (0:12.67)	+8		
12	2	HULA BEAT Matthew Cameron	20	65.0 600-400	0:09.03 2000-1800	0:28.83	2:13.07 (0:09.03)	2:04.04 [15] (0:12.78)	1:51.26 [15] (0:13.71)	1:37.55 [15] (0:12.78)	1:24.77 [15] (0:12.68)	1:12.09 [15] (0:12.60)	+3		
13	8	WINDSOR CASTLE Samantha Spratt	2	63.4 800-600	0:08.81 2000-1800	0:27.45	2:13.91 (0:08.81)	2:05.10 [13] (0:11.92)	1:53.18 [8] (0:13.21)	1:39.97 [8] (0:12.94)	1:27.03 [8] (0:12.77)	1:14.26 [8] (0:12.57)	+0		
14	18	REINSTATEMENT Sam Weatherley	17	64.5 600-400	0:08.70 2000-1800	0:28.49	2:16.44 (0:08.70)	2:07.74 [9] (0:12.76)	1:54.98 [13] (0:13.75)	1:41.23 [14] (0:12.88)	1:28.35 [14] (0:12.75)	1:15.60 [14] (0:12.63)	+5		
15	4	REBECCHI Michael McNab	6	62.6 600-400	0:08.67 2000-1800	0:28.15	2:18.27 (0:08.67)	2:09.60 [8] (0:12.56)	1:57.04 [11] (0:13.54)	1:43.50 [11] (0:12.72)	1:30.78 [11] (0:12.70)	1:18.08 [10] (0:12.82)	-3		

Ellerslie NZ
Race 8: AUCKLAND CO-OP TAXIS 2100 - 2100m
17 February 2024 - 5:19PM

Track Rating: Good 4, Weather: Fine, Rail Position: +6m

Section													
Field Times		L1000	L800	L600	L400	L200							
		1:00.73 (0:12.36)	0:48.37 (0:11.97)	0:36.39 (0:12.09)	0:24.30 (0:11.86)	0:12.44 (0:12.44)							
Position	#	Horse/Jockey	Barrier	Top Speed [km/h]	Fastest Section	First 400m						Margin	Distance Travelled From Winner [m]
1	3	SAILOR JACK Craig Grylls	16	64.2 1800-1600	0:08.39 2000-1800	0:26.48	1:00.63 [2] (0:12.30)	0:48.33 [2] (0:11.93)	0:36.40 [1] (0:12.09)	0:24.31 [1] (0:11.86)	0:12.45 [1] (0:12.45)	2:11.63	2:11.63
2	11	LET FLY Kelly Myers	7	62.9 200-0	0:08.49 2000-1800	0:27.12	0:59.78 [6] (0:11.89)	0:47.89 [5] (0:11.85)	0:36.04 [5] (0:12.06)	0:23.98 [5] (0:11.64)	0:12.34 [2] (0:12.34)	0.7L	0.7L
3	16	ALL SHOOK UP Per-Anders Graberg	4	63.1 200-0	0:08.39 2000-1800	0:27.42	0:59.70 [8] (0:11.87)	0:47.83 [8] (0:11.83)	0:36.00 [7] (0:12.00)	0:24.00 [8] (0:11.61)	0:12.39 [4] (0:12.39)	2.1L	2.1L
4	7	WITHALLMYHEART Ace Lawson-Carroll	5	63.6 800-600	0:08.70 2000-1800	0:27.75	0:59.61 [9] (0:11.77)	0:47.84 [9] (0:11.74)	0:36.10 [10] (0:11.96)	0:24.14 [9] (0:11.82)	0:12.32 [8] (0:12.32)	3.9L	3.9L
5	9	BASSOROC Masahiro Hashizume	10	64.3 600-400	0:08.86 2000-1800	0:28.21	0:59.34 [10] (0:11.69)	0:47.65 [10] (0:11.43)	0:36.22 [9] (0:11.72)	0:24.50 [6] (0:11.90)	0:12.60 [6] (0:12.60)	4.3L	4.3L
6	19	EMBER ATTACK Tegan Newman	9	62.9 1800-1600	0:08.40 2000-1800	0:26.78	1:00.99 [3] (0:12.12)	0:48.87 [3] (0:11.91)	0:36.96 [3] (0:12.09)	0:24.87 [3] (0:11.97)	0:12.90 [3] (0:12.90)	5.3L	5.3L
7	14	ENDEAN AFFAIR Bill Jacobson	11	64.6 600-400	0:08.80 2000-1800	0:28.51	0:59.38 [12] (0:11.77)	0:47.61 [12] (0:11.44)	0:36.17 [12] (0:11.73)	0:24.44 [11] (0:11.77)	0:12.67 [10] (0:12.67)	6.6L	6.6L
8	13	KEALOHA Vincent Colgan	1	61.6 1800-1600	0:08.43 2000-1800	0:26.84	1:01.18 [4] (0:12.11)	0:49.07 [4] (0:12.00)	0:37.07 [4] (0:12.14)	0:24.93 [4] (0:12.12)	0:12.81 [7] (0:12.81)	6.7L	6.7L
9	1	ESPRESSO TO GO Kazuya Asano	8	62.3 1800-1600	0:08.14 2000-1800	0:26.42	1:01.92 [1] (0:12.36)	0:49.56 [1] (0:12.05)	0:37.51 [2] (0:12.08)	0:25.43 [2] (0:12.21)	0:13.22 [5] (0:13.22)	8.0L	8.0L
10	6	REGAZZO Lily Sutherland	3	62.3 400-200	0:08.34 2000-1800	0:27.14	1:00.91 [5] (0:11.95)	0:48.96 [6] (0:11.93)	0:37.03 [6] (0:12.00)	0:25.03 [7] (0:12.10)	0:12.93 [9] (0:12.93)	8.0L	8.0L

Ellerslie NZ
Race 8: AUCKLAND CO-OP TAXIS 2100 - 2100m
17 February 2024 - 5:19PM

Track Rating: Good 4, Weather: Fine, Rail Position: +6m

Section													
Field Times		L1000	L800	L600	L400	L200							
		1:00.73 (0:12.36)	0:48.37 (0:11.97)	0:36.39 (0:12.09)	0:24.30 (0:11.86)	0:12.44 (0:12.44)							
Position	#	Horse/Jockey	Barrier	Top Speed [km/h]	Fastest Section	First 400m						Margin	Distance Travelled From Winner [m]
11	12	ARABIAN SONGBIRD	12	65.2	0:08.70	0:28.23	0:59.62 [13]	0:47.86 [13]	0:36.46 [11]	0:24.50 [12]	0:12.71 [11]	8.2L	8.2L
		Warren Kennedy		600-400	2000-1800		(0:11.76)	(0:11.40)	(0:11.96)	(0:11.79)	(0:12.71)		
12	2	HULA BEAT	20	65.0	0:09.03	0:28.83	0:59.49 [15]	0:47.68 [15]	0:36.30 [15]	0:24.62 [13]	0:12.86 [12]	9.6L	9.6L
		Matthew Cameron		600-400	2000-1800		(0:11.81)	(0:11.38)	(0:11.68)	(0:11.76)	(0:12.86)		
13	8	WINDSOR CASTLE	2	63.4	0:08.81	0:27.45	1:01.68 [7]	0:49.90 [7]	0:37.94 [8]	0:25.75 [10]	0:13.37 [13]	15.3L	15.3L
		Samantha Spratt		800-600	2000-1800		(0:11.78)	(0:11.96)	(0:12.19)	(0:12.38)	(0:13.37)		
14	18	REINSTATEMENT	17	64.5	0:08.70	0:28.49	1:02.97 [14]	0:51.11 [14]	0:39.70 [14]	0:27.75 [14]	0:15.13 [14]	32.1L	32.1L
		Sam Weatherley		600-400	2000-1800		(0:11.86)	(0:11.41)	(0:11.95)	(0:12.62)	(0:15.13)		
15	4	REBECCHI	6	62.6	0:08.67	0:28.15	1:05.26 [11]	0:53.36 [11]	0:41.66 [13]	0:29.37 [15]	0:16.01 [15]	44.3L	44.3L
		Michael McNab		600-400	2000-1800		(0:11.90)	(0:11.70)	(0:12.28)	(0:13.36)	(0:16.01)		

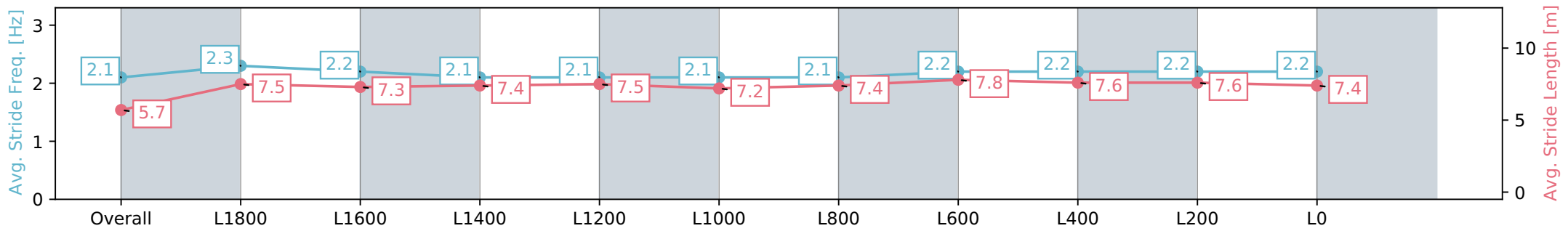
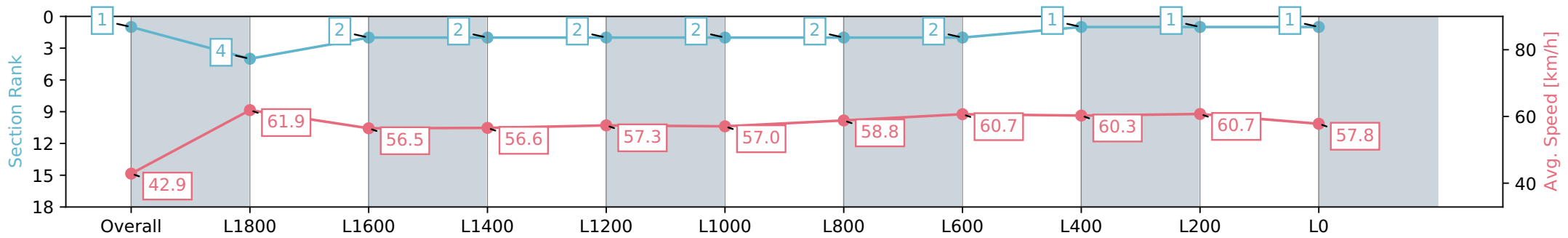
Horse/Jockey Name	SAILOR JACK
Finish Rank	1
Fastest Section Time (Section)	0:08.39 (Overall)
Top Speed [km/h] (Section)	64.2 (L2000)
Race State	Finished



Ellerslie NZ - Professional
 Race 8: AUCKLAND CO-OP TAXIS 2100 - 2100m
 17 February 2024 - 5:19PM
 Track Rating: Good 4, Weather: Fine, Rail Position: +6m



Section	Overall	L1800	L1600	L1400	L1200	L1000	L800	L600	L400	L200	L0
Section Times	2:11.63 [1] (0:08.39)	2:03.24 [4] (0:11.68)	1:51.56 [2] (0:12.81)	1:38.75 [2] (0:12.83)	1:25.92 [2] (0:12.57)	1:13.34 [2] (0:12.71)	1:00.63 [2] (0:12.30)	0:48.33 [2] (0:11.93)	0:36.40 [1] (0:12.09)	0:24.31 [1] (0:11.86)	0:12.45 [1] (0:12.45)
Average Speed [km/h]	42.9	61.9	56.5	56.6	57.3	57.0	58.8	60.7	60.3	60.7	57.8
Top Speed [km/h]	60.8	64.2	57.8	58.2	57.9	58.1	59.9	61.0	61.0	61.9	59.8
Avg. Dist. to Rail [m]	10.3	4.0	0.8	1.8	1.9	2.3	1.6	0.9	2.1	1.9	1.1
Avg. Stride Freq. [Hz]	2.1	2.3	2.2	2.1	2.1	2.1	2.1	2.2	2.2	2.2	2.2
Avg. Stride Length [m]	5.7	7.5	7.3	7.4	7.5	7.2	7.4	7.8	7.6	7.6	7.4



[] Ranking at each section and finish
 -:-:- No data available at this section
 NA No data available

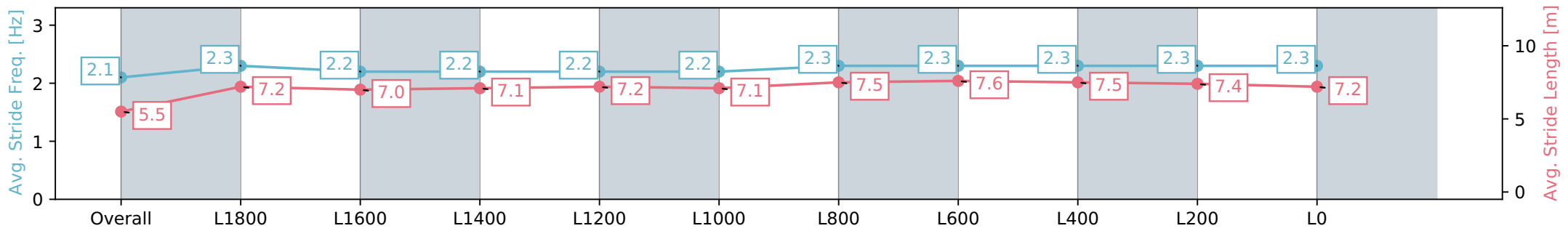
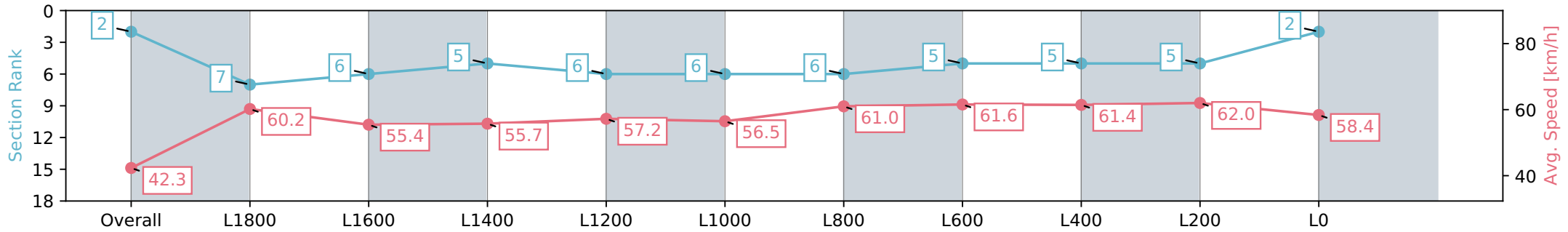
Horse/Jockey Name	LET FLY
Finish Rank	2
Fastest Section Time (Section)	0:08.49 (Overall)
Top Speed [km/h] (Section)	62.9 (L400)
Race State	Finished



Ellerslie NZ - Professional
 Race 8: AUCKLAND CO-OP TAXIS 2100 - 2100m
 17 February 2024 - 5:19PM
 Track Rating: Good 4, Weather: Fine, Rail Position: +6m



Section	Overall	L1800	L1600	L1400	L1200	L1000	L800	L600	L400	L200	L0
Section Times	2:11.73 [2] (0:08.49)	2:03.24 [7] (0:11.99)	1:51.25 [6] (0:13.06)	1:38.19 [5] (0:13.01)	1:25.18 [6] (0:12.60)	1:12.58 [6] (0:12.80)	0:59.78 [6] (0:11.89)	0:47.89 [5] (0:11.85)	0:36.04 [5] (0:12.06)	0:23.98 [5] (0:11.64)	0:12.34 [2] (0:12.34)
Average Speed [km/h]	42.3	60.2	55.4	55.7	57.2	56.5	61.0	61.6	61.4	62.0	58.4
Top Speed [km/h]	58.9	61.4	57.5	56.2	58.2	59.2	61.8	61.8	62.0	62.9	60.9
Avg. Dist. to Rail [m]	4.0	1.7	1.0	1.3	1.5	2.2	2.0	2.8	4.8	5.8	5.5
Avg. Stride Freq. [Hz]	2.1	2.3	2.2	2.2	2.2	2.2	2.3	2.3	2.3	2.3	2.3
Avg. Stride Length [m]	5.5	7.2	7.0	7.1	7.2	7.1	7.5	7.6	7.5	7.4	7.2



Report Created: Sat 17 February 2024 15:38:36 GMT+11 (Note: Timing is based on positional data)

- [] Ranking at each section and finish
- :-:- No data available at this section
- NA No data available

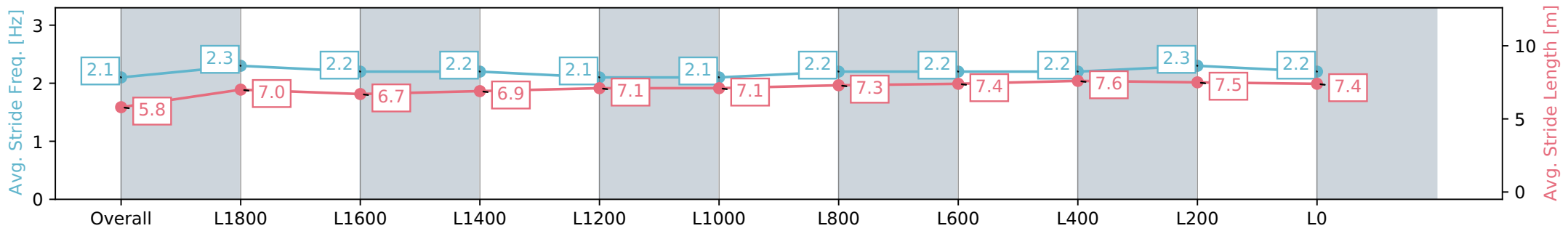
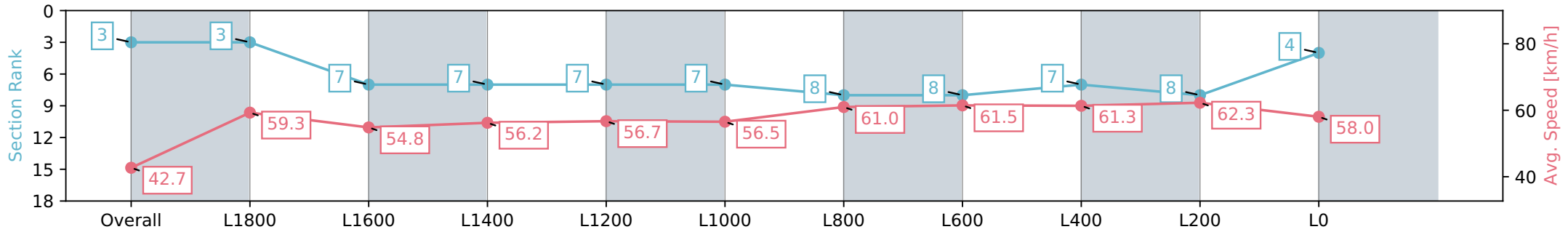
Horse/Jockey Name	ALL SHOOK UP
Finish Rank	3
Fastest Section Time (Section)	0:08.39 (Overall)
Top Speed [km/h] (Section)	63.1 (L400)
Race State	Finished



Ellerslie NZ - Professional
 Race 8: AUCKLAND CO-OP TAXIS 2100 - 2100m
 17 February 2024 - 5:19PM
 Track Rating: Good 4, Weather: Fine, Rail Position: +6m



Section	Overall	L1800	L1600	L1400	L1200	L1000	L800	L600	L400	L200	L0
Section Times	2:11.94 [3] (0:08.39)	2:03.55 [3] (0:12.18)	1:51.37 [7] (0:13.28)	1:38.08 [7] (0:12.89)	1:25.19 [7] (0:12.69)	1:12.50 [7] (0:12.80)	0:59.70 [8] (0:11.87)	0:47.83 [8] (0:11.83)	0:36.00 [7] (0:12.00)	0:24.00 [8] (0:11.61)	0:12.39 [4] (0:12.39)
Average Speed [km/h]	42.7	59.3	54.8	56.2	56.7	56.5	61.0	61.5	61.3	62.3	58.0
Top Speed [km/h]	59.6	60.5	56.7	57.0	57.8	58.1	62.7	62.2	62.0	63.1	61.3
Avg. Dist. to Rail [m]	1.8	1.6	1.6	1.4	1.4	1.5	1.6	2.4	3.8	5.7	5.8
Avg. Stride Freq. [Hz]	2.1	2.3	2.2	2.2	2.1	2.1	2.2	2.2	2.2	2.3	2.2
Avg. Stride Length [m]	5.8	7.0	6.7	6.9	7.1	7.1	7.3	7.4	7.6	7.5	7.4



- [] Ranking at each section and finish
- :-:- No data available at this section
- NA No data available

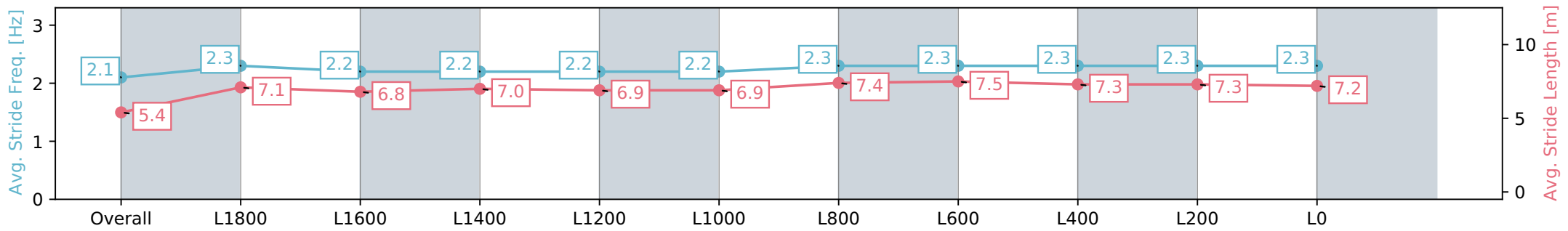
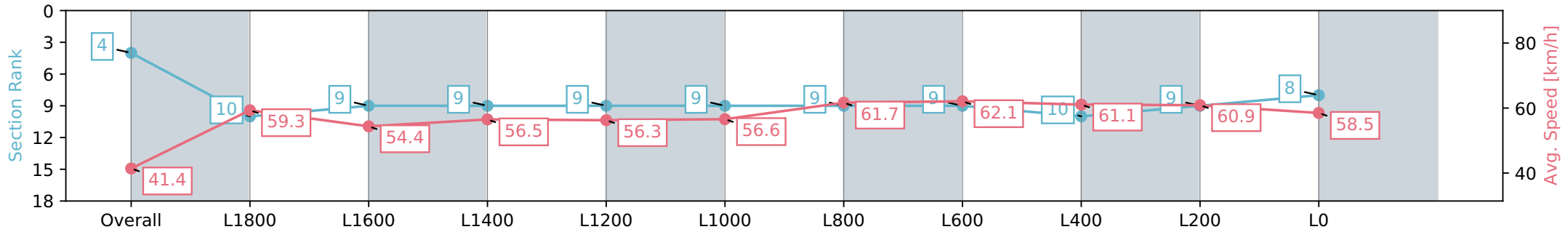
Horse/Jockey Name	WITHALLMYHEART
Finish Rank	4
Fastest Section Time (Section)	0:08.70 (Overall)
Top Speed [km/h] (Section)	63.6 (L1000)
Race State	Finished



Ellerslie NZ - Professional
 Race 8: AUCKLAND CO-OP TAXIS 2100 - 2100m
 17 February 2024 - 5:19PM
 Track Rating: Good 4, Weather: Fine, Rail Position: +6m



Section	Overall	L1800	L1600	L1400	L1200	L1000	L800	L600	L400	L200	L0
Section Times	2:12.21 [4] (0:08.70)	2:03.51 [10] (0:12.15)	1:51.36 [9] (0:13.30)	1:38.06 [9] (0:12.85)	1:25.21 [9] (0:12.82)	1:12.39 [9] (0:12.78)	0:59.61 [9] (0:11.77)	0:47.84 [9] (0:11.74)	0:36.10 [10] (0:11.96)	0:24.14 [9] (0:11.82)	0:12.32 [8] (0:12.32)
Average Speed [km/h]	41.4	59.3	54.4	56.5	56.3	56.6	61.7	62.1	61.1	60.9	58.5
Top Speed [km/h]	58.3	62.0	57.4	57.2	57.6	58.9	63.6	62.9	62.5	62.2	59.7
Avg. Dist. to Rail [m]	2.3	0.3	0.8	1.5	1.7	2.4	1.9	2.8	2.2	1.8	3.5
Avg. Stride Freq. [Hz]	2.1	2.3	2.2	2.2	2.2	2.2	2.3	2.3	2.3	2.3	2.3
Avg. Stride Length [m]	5.4	7.1	6.8	7.0	6.9	6.9	7.4	7.5	7.3	7.3	7.2



[] Ranking at each section and finish
 -.-.- No data available at this section
 NA No data available

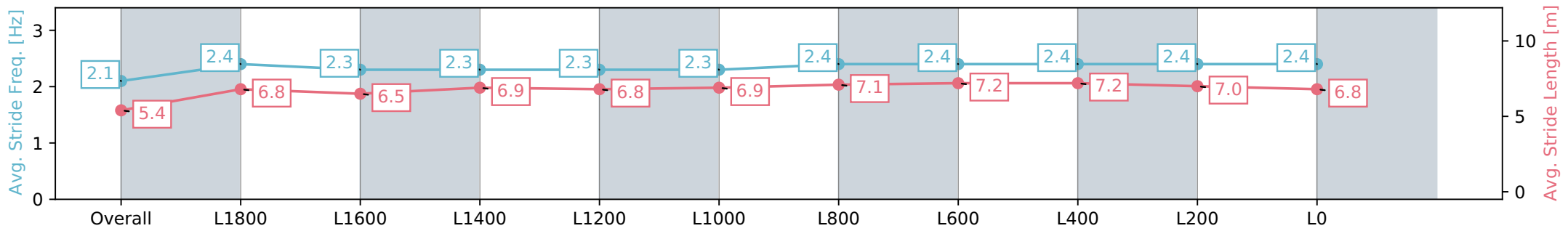
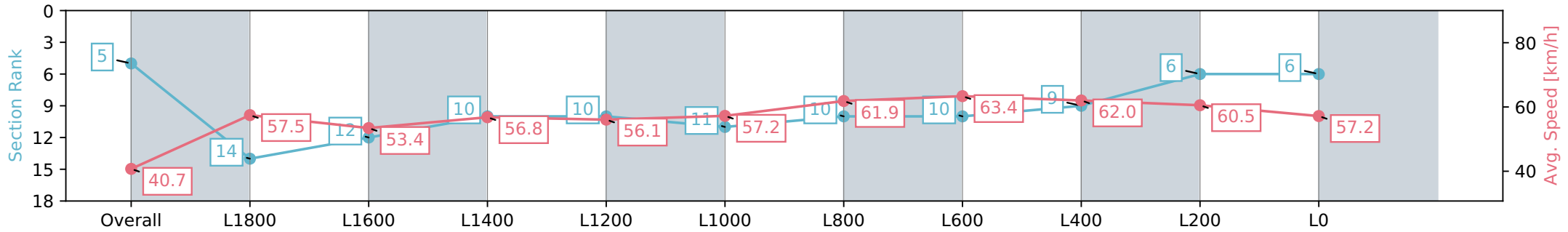
Horse/Jockey Name	BASSOROC
Finish Rank	5
Fastest Section Time (Section)	0:08.86 (Overall)
Top Speed [km/h] (Section)	64.3 (L800)
Race State	Finished



Ellerslie NZ - Professional
 Race 8: AUCKLAND CO-OP TAXIS 2100 - 2100m
 17 February 2024 - 5:19PM
 Track Rating: Good 4, Weather: Fine, Rail Position: +6m



Section	Overall	L1800	L1600	L1400	L1200	L1000	L800	L600	L400	L200	L0
Section Times	2:12.27 [5] (0:08.86)	2:03.41 [14] (0:12.50)	1:50.91 [12] (0:13.41)	1:37.50 [10] (0:12.69)	1:24.81 [10] (0:12.85)	1:11.96 [11] (0:12.62)	0:59.34 [10] (0:11.69)	0:47.65 [10] (0:11.43)	0:36.22 [9] (0:11.72)	0:24.50 [6] (0:11.90)	0:12.60 [6] (0:12.60)
Average Speed [km/h]	40.7	57.5	53.4	56.8	56.1	57.2	61.9	63.4	62.0	60.5	57.2
Top Speed [km/h]	56.4	59.7	57.5	58.1	58.0	59.2	63.2	64.3	64.1	62.1	58.8
Avg. Dist. to Rail [m]	5.8	0.8	0.9	0.5	1.0	1.3	1.0	1.3	1.7	1.4	1.4
Avg. Stride Freq. [Hz]	2.1	2.4	2.3	2.3	2.3	2.3	2.4	2.4	2.4	2.4	2.4
Avg. Stride Length [m]	5.4	6.8	6.5	6.9	6.8	6.9	7.1	7.2	7.2	7.0	6.8



[] Ranking at each section and finish
 -:-:- No data available at this section
 NA No data available

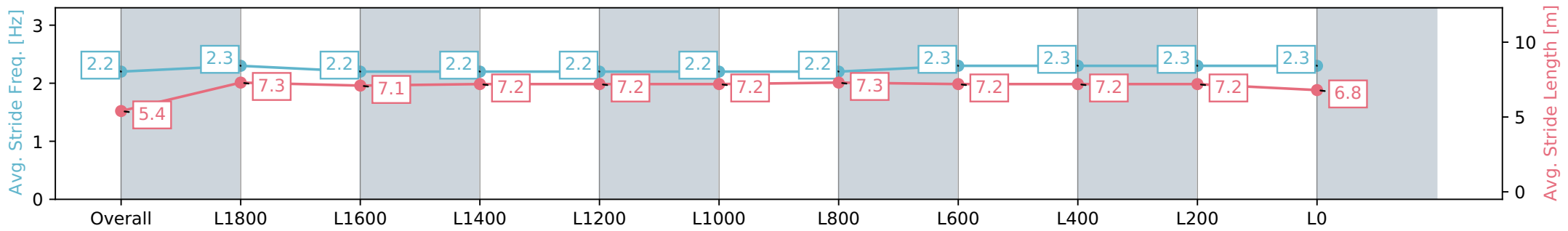
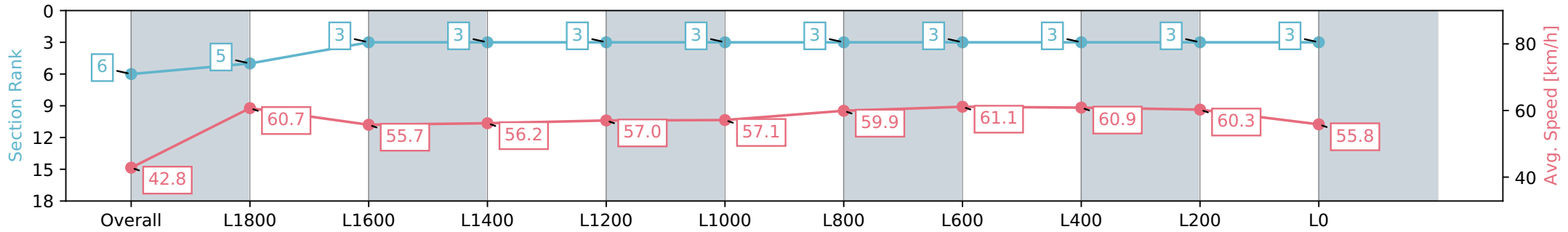
Horse/Jockey Name	EMBER ATTACK
Finish Rank	6
Fastest Section Time (Section)	0:08.40 (Overall)
Top Speed [km/h] (Section)	62.9 (L2000)
Race State	Finished



Ellerslie NZ - Professional
 Race 8: AUCKLAND CO-OP TAXIS 2100 - 2100m
 17 February 2024 - 5:19PM
 Track Rating: Good 4, Weather: Fine, Rail Position: +6m



Section	Overall	L1800	L1600	L1400	L1200	L1000	L800	L600	L400	L200	L0
Section Times	2:12.43 [6] (0:08.40)	2:04.03 [5] (0:11.86)	1:52.17 [3] (0:12.97)	1:39.20 [3] (0:12.90)	1:26.30 [3] (0:12.65)	1:13.65 [3] (0:12.66)	1:00.99 [3] (0:12.12)	0:48.87 [3] (0:11.91)	0:36.96 [3] (0:12.09)	0:24.87 [3] (0:11.97)	0:12.90 [3] (0:12.90)
Average Speed [km/h]	42.8	60.7	55.7	56.2	57.0	57.1	59.9	61.1	60.9	60.3	55.8
Top Speed [km/h]	59.6	62.9	56.4	57.3	57.3	58.8	60.5	61.3	61.3	61.1	58.5
Avg. Dist. to Rail [m]	6.1	1.9	0.5	1.5	1.7	2.1	2.0	2.5	3.8	2.7	2.7
Avg. Stride Freq. [Hz]	2.2	2.3	2.2	2.2	2.2	2.2	2.2	2.3	2.3	2.3	2.3
Avg. Stride Length [m]	5.4	7.3	7.1	7.2	7.2	7.2	7.3	7.2	7.2	7.2	6.8



[] Ranking at each section and finish
 -:-:- No data available at this section
 NA No data available

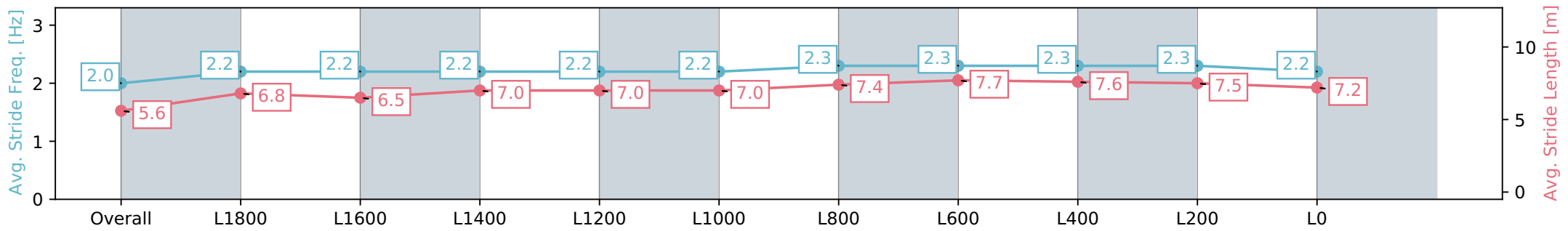
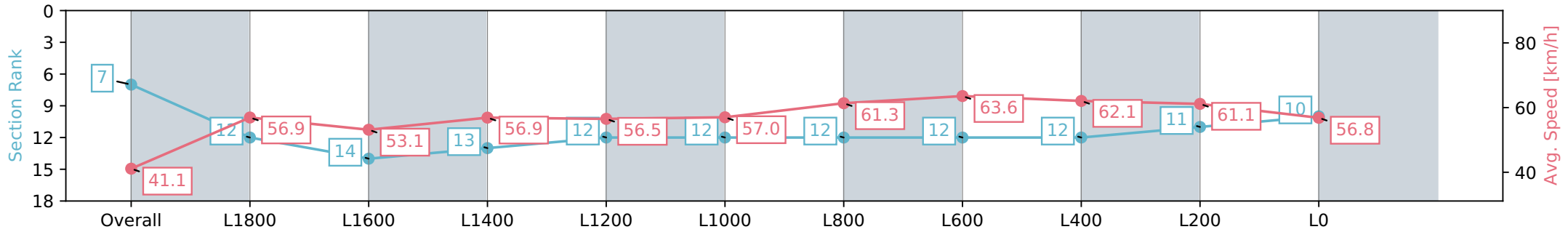
Horse/Jockey Name	ENDEAN AFFAIR
Finish Rank	7
Fastest Section Time (Section)	0:08.80 (Overall)
Top Speed [km/h] (Section)	64.6 (L800)
Race State	Finished



Ellerslie NZ - Professional
 Race 8: AUCKLAND CO-OP TAXIS 2100 - 2100m
 17 February 2024 - 5:19PM
 Track Rating: Good 4, Weather: Fine, Rail Position: +6m



Section	Overall	L1800	L1600	L1400	L1200	L1000	L800	L600	L400	L200	L0
Section Times	2:12.61 [7] (0:08.80)	2:03.81 [12] (0:12.68)	1:51.13 [14] (0:13.61)	1:37.52 [13] (0:12.70)	1:24.82 [12] (0:12.75)	1:12.07 [12] (0:12.69)	0:59.38 [12] (0:11.77)	0:47.61 [12] (0:11.44)	0:36.17 [12] (0:11.73)	0:24.44 [11] (0:11.77)	0:12.67 [10] (0:12.67)
Average Speed [km/h]	41.1	56.9	53.1	56.9	56.5	57.0	61.3	63.6	62.1	61.1	56.8
Top Speed [km/h]	54.4	59.5	57.8	58.5	58.5	58.8	63.2	64.6	62.8	62.2	59.7
Avg. Dist. to Rail [m]	7.3	1.9	1.1	0.6	0.7	1.4	1.1	2.1	2.0	0.8	2.3
Avg. Stride Freq. [Hz]	2.0	2.2	2.2	2.2	2.2	2.2	2.3	2.3	2.3	2.3	2.2
Avg. Stride Length [m]	5.6	6.8	6.5	7.0	7.0	7.0	7.4	7.7	7.6	7.5	7.2



Report Created: Sat 17 February 2024 15:38:59 GMT+11 (Note: Timing is based on positional data)

- [] Ranking at each section and finish
- :-:- No data available at this section
- NA No data available



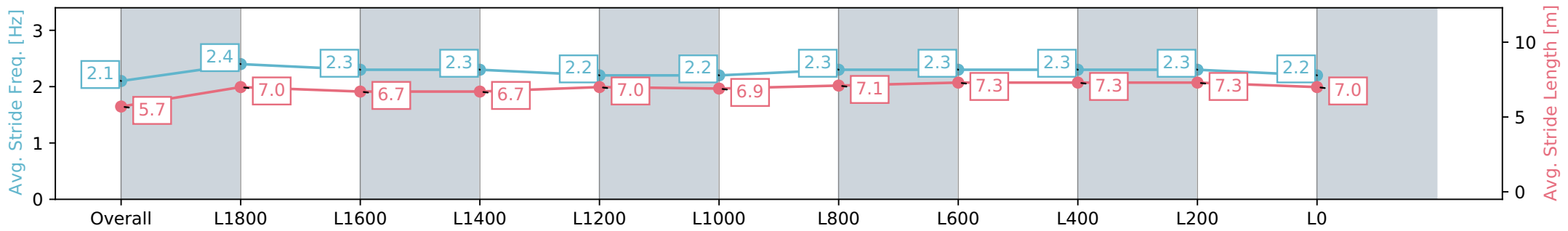
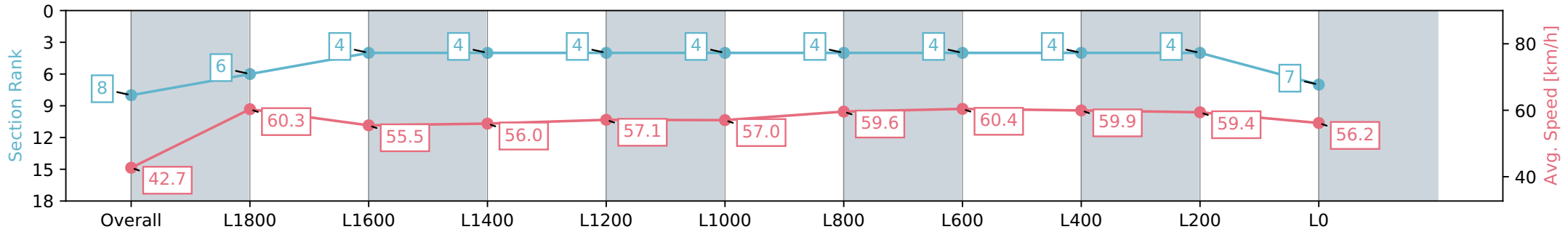
Horse/Jockey Name	KEALOHA
Finish Rank	8
Fastest Section Time (Section)	0:08.43 (Overall)
Top Speed [km/h] (Section)	61.6 (L2000)
Race State	Finished



Ellerslie NZ - Professional
 Race 8: AUCKLAND CO-OP TAXIS 2100 - 2100m
 17 February 2024 - 5:19PM
 Track Rating: Good 4, Weather: Fine, Rail Position: +6m



Section	Overall	L1800	L1600	L1400	L1200	L1000	L800	L600	L400	L200	L0
Section Times	2:12.64 [8] (0:08.43)	2:04.21 [6] (0:11.91)	1:52.30 [4] (0:12.97)	1:39.33 [4] (0:12.87)	1:26.46 [4] (0:12.61)	1:13.85 [4] (0:12.67)	1:01.18 [4] (0:12.11)	0:49.07 [4] (0:12.00)	0:37.07 [4] (0:12.14)	0:24.93 [4] (0:12.12)	0:12.81 [7] (0:12.81)
Average Speed [km/h]	42.7	60.3	55.5	56.0	57.1	57.0	59.6	60.4	59.9	59.4	56.2
Top Speed [km/h]	57.8	61.6	58.2	57.2	57.6	58.4	60.4	61.1	60.9	60.5	57.1
Avg. Dist. to Rail [m]	0.7	0.7	0.3	0.4	0.6	1.2	1.1	1.3	1.7	2.2	4.0
Avg. Stride Freq. [Hz]	2.1	2.4	2.3	2.3	2.2	2.2	2.3	2.3	2.3	2.3	2.2
Avg. Stride Length [m]	5.7	7.0	6.7	6.7	7.0	6.9	7.1	7.3	7.3	7.3	7.0



- [] Ranking at each section and finish
- :-:- No data available at this section
- NA No data available

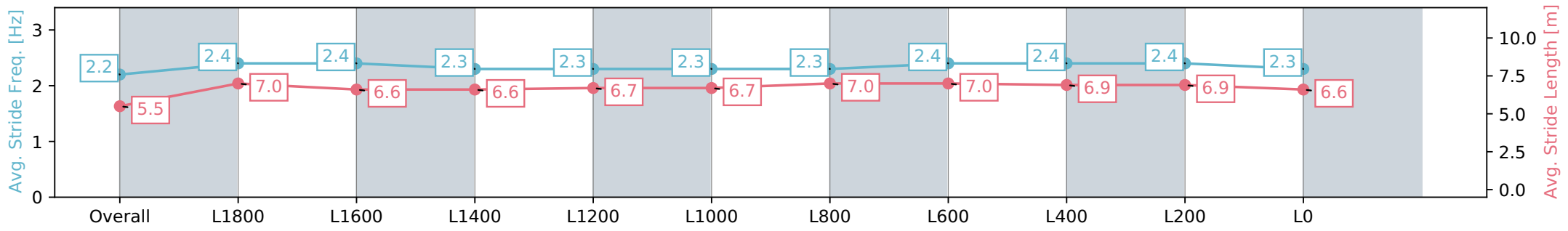
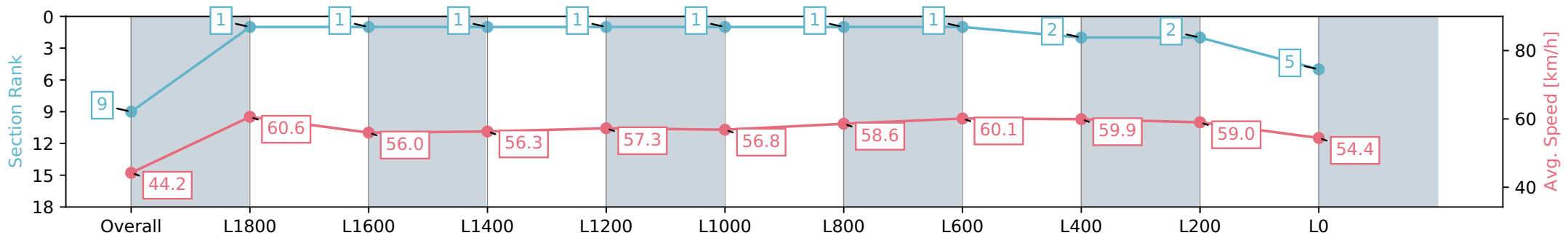
Horse/Jockey Name	ESPRESSO TO GO
Finish Rank	9
Fastest Section Time (Section)	0:08.14 (Overall)
Top Speed [km/h] (Section)	62.3 (L2000)
Race State	Finished



Ellerslie NZ - Professional
 Race 8: AUCKLAND CO-OP TAXIS 2100 - 2100m
 17 February 2024 - 5:19PM
 Track Rating: Good 4, Weather: Fine, Rail Position: +6m



Section	Overall	L1800	L1600	L1400	L1200	L1000	L800	L600	L400	L200	L0
Section Times	2:12.82 [9] (0:08.14)	2:04.68 [1] (0:11.86)	1:52.82 [1] (0:12.80)	1:40.02 [1] (0:12.81)	1:27.21 [1] (0:12.57)	1:14.63 [1] (0:12.71)	1:01.92 [1] (0:12.36)	0:49.56 [1] (0:12.05)	0:37.51 [2] (0:12.08)	0:25.43 [2] (0:12.21)	0:13.22 [5] (0:13.22)
Average Speed [km/h]	44.2	60.6	56.0	56.3	57.3	56.8	58.6	60.1	59.9	59.0	54.4
Top Speed [km/h]	59.5	62.3	57.9	58.1	57.8	57.6	60.6	61.3	60.8	59.9	56.6
Avg. Dist. to Rail [m]	4.7	1.2	0.5	0.3	0.5	1.3	1.5	1.5	0.9	0.2	0.4
Avg. Stride Freq. [Hz]	2.2	2.4	2.4	2.3	2.3	2.3	2.3	2.4	2.4	2.4	2.3
Avg. Stride Length [m]	5.5	7.0	6.6	6.6	6.7	6.7	7.0	7.0	6.9	6.9	6.6



[] Ranking at each section and finish
 -:-:- No data available at this section
 NA No data available

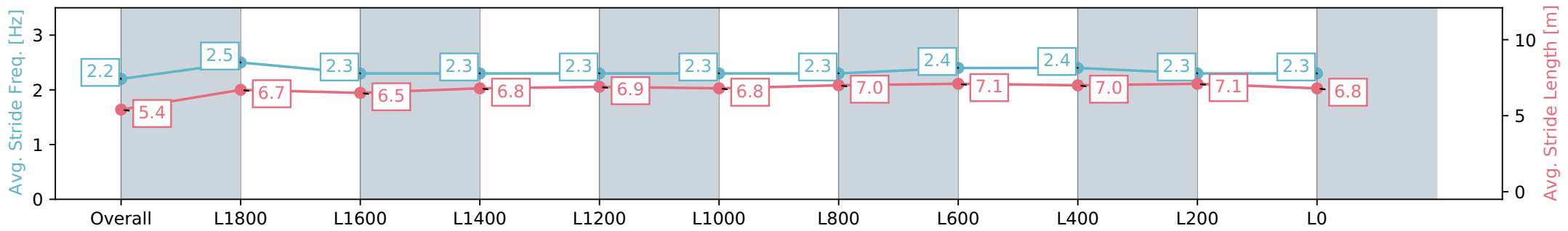
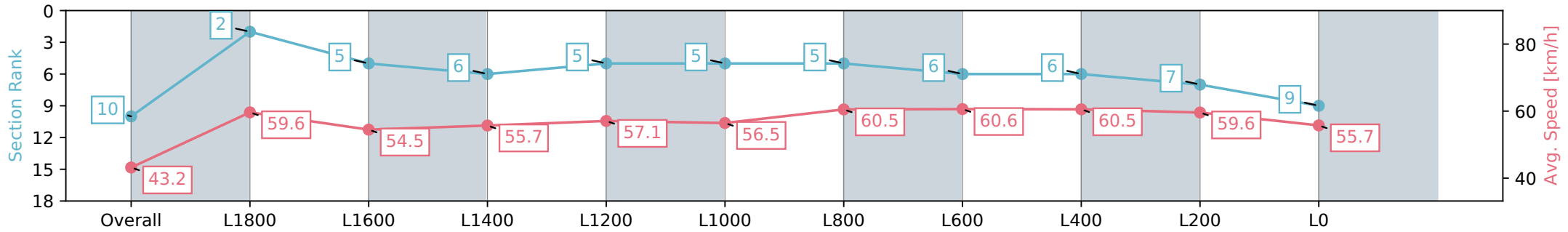
Horse/Jockey Name	REGAZZO
Finish Rank	10
Fastest Section Time (Section)	0:08.34 (Overall)
Top Speed [km/h] (Section)	62.3 (L600)
Race State	Finished



Ellerslie NZ - Professional
 Race 8: AUCKLAND CO-OP TAXIS 2100 - 2100m
 17 February 2024 - 5:19PM
 Track Rating: Good 4, Weather: Fine, Rail Position: +6m



Section	Overall	L1800	L1600	L1400	L1200	L1000	L800	L600	L400	L200	L0
Section Times	2:12.83 [10] (0:08.34)	2:04.49 [2] (0:12.06)	1:52.43 [5] (0:13.16)	1:39.27 [6] (0:12.94)	1:26.33 [5] (0:12.62)	1:13.71 [5] (0:12.80)	1:00.91 [5] (0:11.95)	0:48.96 [6] (0:11.93)	0:37.03 [6] (0:12.00)	0:25.03 [7] (0:12.10)	0:12.93 [9] (0:12.93)
Average Speed [km/h]	43.2	59.6	54.5	55.7	57.1	56.5	60.5	60.6	60.5	59.6	55.7
Top Speed [km/h]	59.2	61.6	56.0	57.0	57.7	60.3	61.3	62.2	62.3	60.9	58.5
Avg. Dist. to Rail [m]	0.8	0.4	0.7	0.4	0.6	1.0	0.9	1.1	1.7	2.4	5.7
Avg. Stride Freq. [Hz]	2.2	2.5	2.3	2.3	2.3	2.3	2.3	2.4	2.4	2.3	2.3
Avg. Stride Length [m]	5.4	6.7	6.5	6.8	6.9	6.8	7.0	7.1	7.0	7.1	6.8



- [] Ranking at each section and finish
- :-:- No data available at this section
- NA No data available

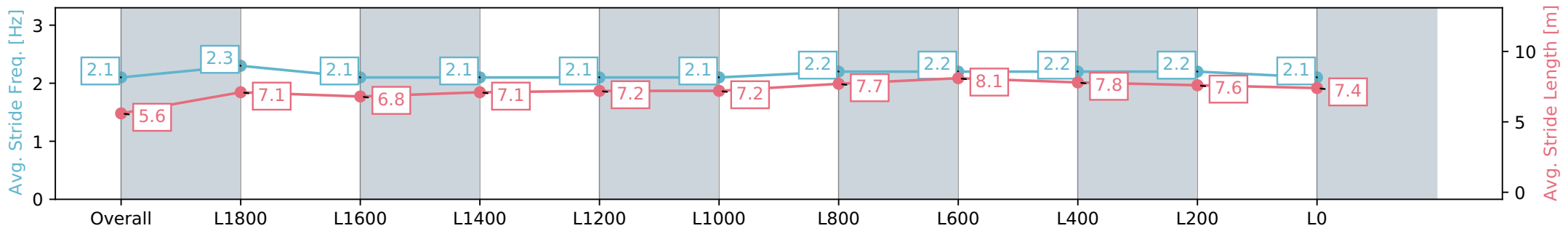
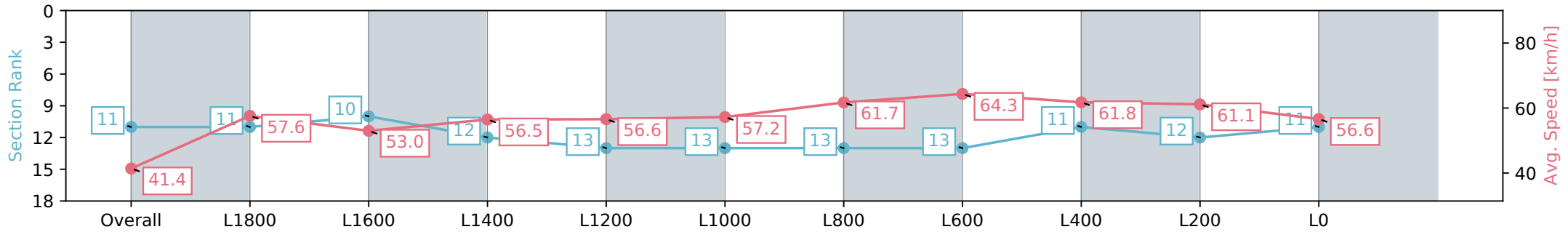
Horse/Jockey Name	ARABIAN SONGBIRD
Finish Rank	11
Fastest Section Time (Section)	0:08.70 (Overall)
Top Speed [km/h] (Section)	65.2 (L800)
Race State	Finished



Ellerslie NZ - Professional
 Race 8: AUCKLAND CO-OP TAXIS 2100 - 2100m
 17 February 2024 - 5:19PM
 Track Rating: Good 4, Weather: Fine, Rail Position: +6m



Section	Overall	L1800	L1600	L1400	L1200	L1000	L800	L600	L400	L200	L0
Section Times	2:12.86 [11] (0:08.70)	2:04.16 [11] (0:12.52)	1:51.64 [10] (0:13.77)	1:37.87 [12] (0:12.84)	1:25.03 [13] (0:12.74)	1:12.29 [13] (0:12.67)	0:59.62 [13] (0:11.76)	0:47.86 [13] (0:11.40)	0:36.46 [11] (0:11.96)	0:24.50 [12] (0:11.79)	0:12.71 [11] (0:12.71)
Average Speed [km/h]	41.4	57.6	53.0	56.5	56.6	57.2	61.7	64.3	61.8	61.1	56.6
Top Speed [km/h]	58.6	59.6	56.5	57.9	57.8	58.4	63.6	65.2	63.3	62.1	59.7
Avg. Dist. to Rail [m]	8.6	2.2	1.8	1.6	1.7	2.4	2.3	3.7	4.6	6.3	8.9
Avg. Stride Freq. [Hz]	2.1	2.3	2.1	2.1	2.1	2.1	2.2	2.2	2.2	2.2	2.1
Avg. Stride Length [m]	5.6	7.1	6.8	7.1	7.2	7.2	7.7	8.1	7.8	7.6	7.4



Report Created: Sat 17 February 2024 15:39:20 GMT+11 (Note: Timing is based on positional data)

- [] Ranking at each section and finish
- :-:- No data available at this section
- NA No data available



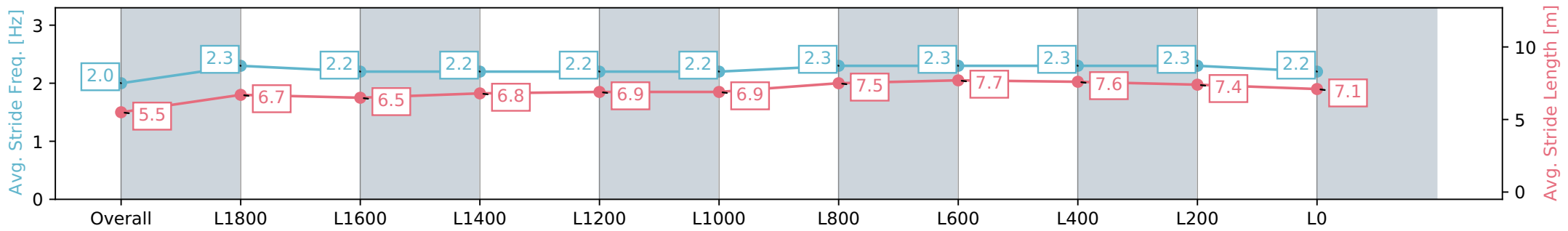
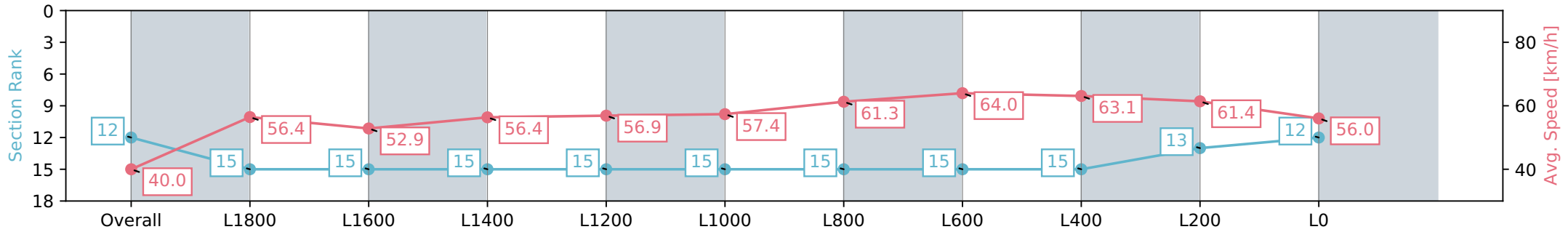
Horse/Jockey Name	HULA BEAT
Finish Rank	12
Fastest Section Time (Section)	0:09.03 (Overall)
Top Speed [km/h] (Section)	65.0 (L800)
Race State	Finished



Ellerslie NZ - Professional
 Race 8: AUCKLAND CO-OP TAXIS 2100 - 2100m
 17 February 2024 - 5:19PM
 Track Rating: Good 4, Weather: Fine, Rail Position: +6m



Section	Overall	L1800	L1600	L1400	L1200	L1000	L800	L600	L400	L200	L0
Section Times	2:13.07 [12] (0:09.03)	2:04.04 [15] (0:12.78)	1:51.26 [15] (0:13.71)	1:37.55 [15] (0:12.78)	1:24.77 [15] (0:12.68)	1:12.09 [15] (0:12.60)	0:59.49 [15] (0:11.81)	0:47.68 [15] (0:11.38)	0:36.30 [15] (0:11.68)	0:24.62 [13] (0:11.76)	0:12.86 [12] (0:12.86)
Average Speed [km/h]	40.0	56.4	52.9	56.4	56.9	57.4	61.3	64.0	63.1	61.4	56.0
Top Speed [km/h]	55.3	57.9	56.1	57.0	57.7	58.3	63.8	65.0	63.9	63.5	59.0
Avg. Dist. to Rail [m]	12.1	2.9	0.8	0.5	0.7	1.4	1.7	2.3	3.9	7.1	8.6
Avg. Stride Freq. [Hz]	2.0	2.3	2.2	2.2	2.2	2.2	2.3	2.3	2.3	2.3	2.2
Avg. Stride Length [m]	5.5	6.7	6.5	6.8	6.9	6.9	7.5	7.7	7.6	7.4	7.1



[] Ranking at each section and finish
 -:-:- No data available at this section
 NA No data available

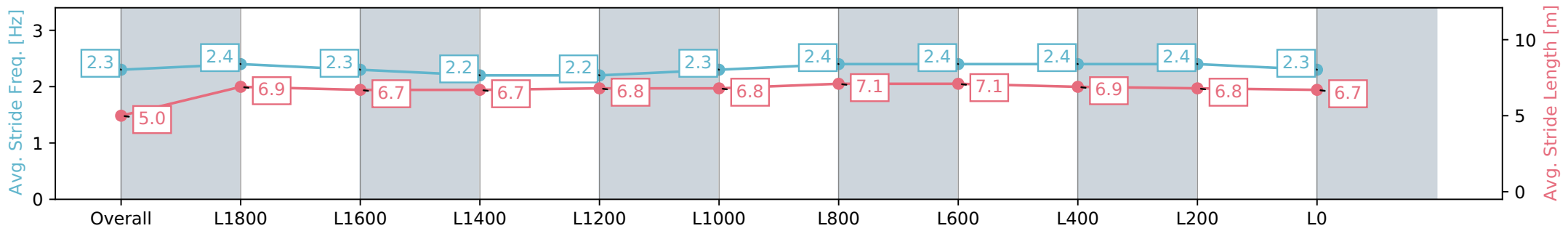
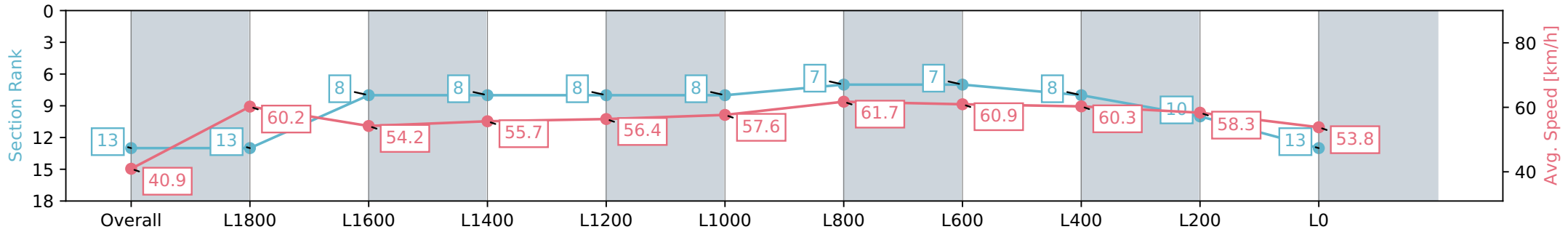
Horse/Jockey Name	WINDSOR CASTLE
Finish Rank	13
Fastest Section Time (Section)	0:08.81 (Overall)
Top Speed [km/h] (Section)	63.4 (L1000)
Race State	Finished



Ellerslie NZ - Professional
 Race 8: AUCKLAND CO-OP TAXIS 2100 - 2100m
 17 February 2024 - 5:19PM
 Track Rating: Good 4, Weather: Fine, Rail Position: +6m



Section	Overall	L1800	L1600	L1400	L1200	L1000	L800	L600	L400	L200	L0
Section Times	2:13.91 [13] (0:08.81)	2:05.10 [13] (0:11.92)	1:53.18 [8] (0:13.21)	1:39.97 [8] (0:12.94)	1:27.03 [8] (0:12.77)	1:14.26 [8] (0:12.57)	1:01.68 [7] (0:11.78)	0:49.90 [7] (0:11.96)	0:37.94 [8] (0:12.19)	0:25.75 [10] (0:12.38)	0:13.37 [13] (0:13.37)
Average Speed [km/h]	40.9	60.2	54.2	55.7	56.4	57.6	61.7	60.9	60.3	58.3	53.8
Top Speed [km/h]	59.0	63.4	57.0	56.9	57.4	59.4	63.4	62.0	62.4	60.3	56.3
Avg. Dist. to Rail [m]	1.2	1.1	0.8	0.3	0.5	2.2	2.8	2.6	3.4	6.6	6.0
Avg. Stride Freq. [Hz]	2.3	2.4	2.3	2.2	2.2	2.3	2.4	2.4	2.4	2.4	2.3
Avg. Stride Length [m]	5.0	6.9	6.7	6.7	6.8	6.8	7.1	7.1	6.9	6.8	6.7



[] Ranking at each section and finish
 -:-:- No data available at this section
 NA No data available

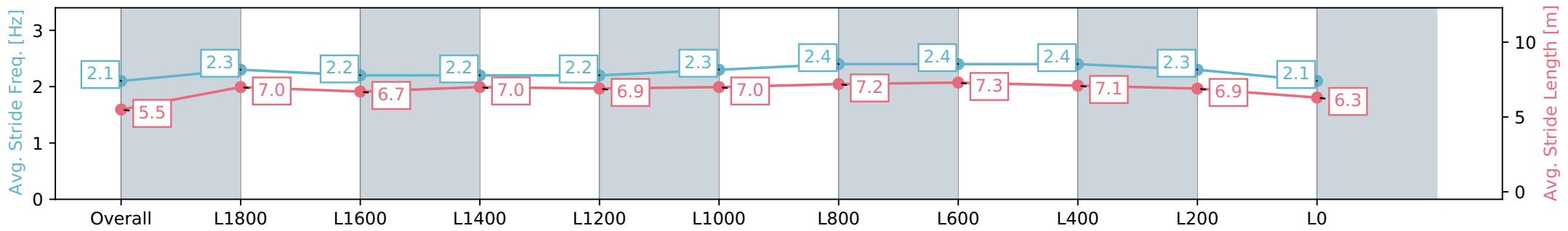
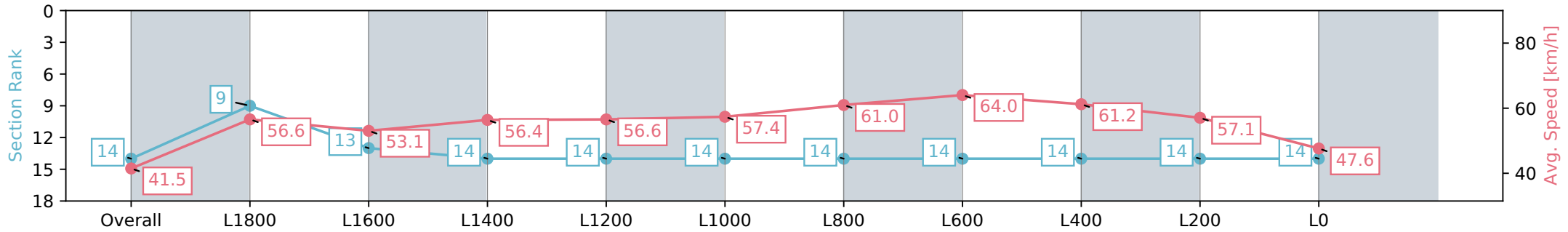
Horse/Jockey Name	REINSTATEMENT
Finish Rank	14
Fastest Section Time (Section)	0:08.70 (Overall)
Top Speed [km/h] (Section)	64.5 (L800)
Race State	Finished



Ellerslie NZ - Professional
 Race 8: AUCKLAND CO-OP TAXIS 2100 - 2100m
 17 February 2024 - 5:19PM
 Track Rating: Good 4, Weather: Fine, Rail Position: +6m



Section	Overall	L1800	L1600	L1400	L1200	L1000	L800	L600	L400	L200	L0
Section Times	2:16.44 [14] (0:08.70)	2:07.74 [9] (0:12.76)	1:54.98 [13] (0:13.75)	1:41.23 [14] (0:12.88)	1:28.35 [14] (0:12.75)	1:15.60 [14] (0:12.63)	1:02.97 [14] (0:11.86)	0:51.11 [14] (0:11.41)	0:39.70 [14] (0:11.95)	0:27.75 [14] (0:12.62)	0:15.13 [14] (0:15.13)
Average Speed [km/h]	41.5	56.6	53.1	56.4	56.6	57.4	61.0	64.0	61.2	57.1	47.6
Top Speed [km/h]	56.0	57.3	55.8	57.7	57.3	58.4	63.7	64.5	63.1	60.6	51.4
Avg. Dist. to Rail [m]	11.3	3.7	1.9	1.7	1.7	2.3	1.7	2.8	2.8	2.8	4.6
Avg. Stride Freq. [Hz]	2.1	2.3	2.2	2.2	2.2	2.3	2.4	2.4	2.4	2.3	2.1
Avg. Stride Length [m]	5.5	7.0	6.7	7.0	6.9	7.0	7.2	7.3	7.1	6.9	6.3



[] Ranking at each section and finish
 -:-:- No data available at this section
 NA No data available

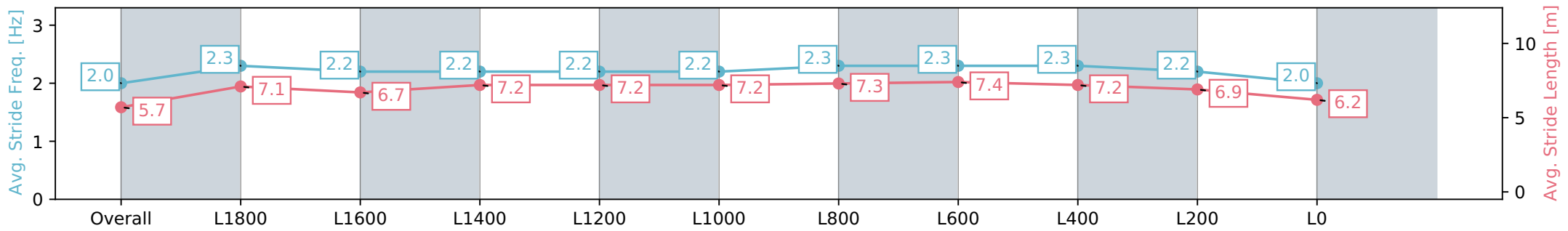
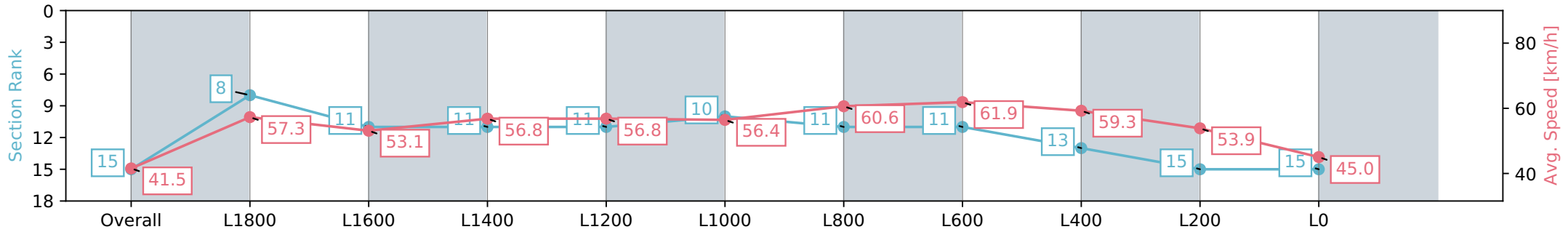
Horse/Jockey Name	REBECCHI
Finish Rank	15
Fastest Section Time (Section)	0:08.67 (Overall)
Top Speed [km/h] (Section)	62.6 (L800)
Race State	Finished



Ellerslie NZ - Professional
 Race 8: AUCKLAND CO-OP TAXIS 2100 - 2100m
 17 February 2024 - 5:19PM
 Track Rating: Good 4, Weather: Fine, Rail Position: +6m



Section	Overall	L1800	L1600	L1400	L1200	L1000	L800	L600	L400	L200	L0
Section Times	2:18.27 [15] (0:08.67)	2:09.60 [8] (0:12.56)	1:57.04 [11] (0:13.54)	1:43.50 [11] (0:12.72)	1:30.78 [11] (0:12.70)	1:18.08 [10] (0:12.82)	1:05.26 [11] (0:11.90)	0:53.36 [11] (0:11.70)	0:41.66 [13] (0:12.28)	0:29.37 [15] (0:13.36)	0:16.01 [15] (0:16.01)
Average Speed [km/h]	41.5	57.3	53.1	56.8	56.8	56.4	60.6	61.9	59.3	53.9	45.0
Top Speed [km/h]	55.5	59.3	56.7	58.2	58.0	58.3	61.8	62.6	61.2	58.5	49.0
Avg. Dist. to Rail [m]	3.1	0.7	0.4	1.1	1.3	2.0	0.8	1.0	2.1	3.2	3.8
Avg. Stride Freq. [Hz]	2.0	2.3	2.2	2.2	2.2	2.2	2.3	2.3	2.3	2.2	2.0
Avg. Stride Length [m]	5.7	7.1	6.7	7.2	7.2	7.2	7.3	7.4	7.2	6.9	6.2



- [] Ranking at each section and finish
- :-:- No data available at this section
- NA No data available