

Ellerslie NZ
Race 7: EAGLE TECHNOLOGY AVONDALE CUP - 2400m
17 February 2024 - 4:42PM

Track Rating: Good 4, Weather: Fine, Rail Position: +6m

Section								Overall	L2200	L2000	L1800	L1600	L1400		
Field Times								2:29.18 (0:13.22)	2:15.96 (0:11.95)	2:04.00 (0:12.51)	1:51.49 (0:13.21)	1:38.28 (0:12.72)	1:25.56 (0:12.85)		
Position	#	Horse/Jockey	Barrier	Top Speed [km/h]	Fastest Section	First 400m								Distance Travelled From Winner [m]	
1	9	ASTERIX Lynsey Satherley	3	66.1 400-200	0:11.02 400-200	0:26.23	2:29.18 (0:13.85)	2:15.33 [10] (0:12.38)	2:02.95 [11] (0:12.93)	1:50.02 [9] (0:13.75)	1:36.27 [9] (0:12.67)	1:23.60 [10] (0:12.51)			
2	3	DIONYSUS Masahiro Hashizume	20	65.6 400-200	0:11.21 400-200	0:25.98	2:29.27 (0:13.62)	2:15.65 [8] (0:12.36)	2:03.29 [8] (0:12.50)	1:50.79 [5] (0:13.53)	1:37.26 [5] (0:12.79)	1:24.47 [6] (0:12.56)	+7		
3	17	GOOD OIL Samantha Spratt	7	63.3 400-200	0:11.65 400-200	0:25.17	2:29.45 (0:13.23)	2:16.22 [2] (0:11.94)	2:04.28 [1] (0:12.51)	1:51.77 [1] (0:13.22)	1:38.55 [1] (0:12.72)	1:25.83 [1] (0:12.85)	-1		
4	12	KHAN HUNTER Darren Danis	1	63.8 400-200	0:11.45 400-200	0:25.39	2:29.48 (0:13.22)	2:16.26 [1] (0:12.17)	2:04.09 [2] (0:12.55)	1:51.54 [2] (0:13.42)	1:38.12 [2] (0:12.72)	1:25.40 [2] (0:12.73)	+4		
5	18	NOM DE PLUME Matthew Cameron	8	65.9 400-200	0:11.10 400-200	0:26.10	2:29.52 (0:13.64)	2:15.88 [9] (0:12.46)	2:03.42 [9] (0:13.07)	1:50.35 [10] (0:13.77)	1:36.58 [10] (0:12.59)	1:23.99 [9] (0:12.50)	+7		
6	6	TRUST IN YOU Kazuya Asano	2	65.1 400-200	0:11.24 400-200	0:25.92	2:29.61 (0:13.59)	2:16.02 [7] (0:12.33)	2:03.69 [7] (0:12.86)	1:50.83 [8] (0:13.71)	1:37.12 [8] (0:12.71)	1:24.41 [8] (0:12.56)	-1		
7	10	FIERCE FLIGHT Per-Anders Graberg	14	65.5 400-200	0:11.17 400-200	0:26.61	2:29.89 (0:14.04)	2:15.85 [14] (0:12.56)	2:03.28 [13] (0:12.84)	1:50.44 [12] (0:14.08)	1:36.36 [12] (0:12.54)	1:23.82 [13] (0:12.53)	+10		
8	11	NEST EGG Tegan Newman	6	62.9 400-200	0:11.57 400-200	0:25.65	2:29.95 (0:13.52)	2:16.43 [5] (0:12.13)	2:04.30 [4] (0:12.59)	1:51.71 [3] (0:13.39)	1:38.32 [3] (0:12.69)	1:25.63 [3] (0:12.66)	-2		
9	13	MEHZEBEEN Michael McNab	11	63.2 400-200	0:11.64 400-200	0:25.57	2:30.23 (0:13.35)	2:16.88 [3] (0:12.23)	2:04.65 [3] (0:12.67)	1:51.98 [4] (0:13.45)	1:38.53 [4] (0:12.76)	1:25.77 [4] (0:12.65)	+5		
10	15	CORUBA JAK Ulrika Holmquist	12	64.6 400-200	0:11.48 400-200	0:25.85	2:30.24 (0:13.46)	2:16.78 [4] (0:12.39)	2:04.39 [5] (0:12.93)	1:51.46 [7] (0:13.60)	1:37.86 [7] (0:12.70)	1:25.16 [7] (0:12.62)	+4		

Track Rating: Good 4, Weather: Fine, Rail Position: +6m

Section													Overall	L2200	L2000	L1800	L1600	L1400		
Field Times													2:29.18 (0:13.22)	2:15.96 (0:11.95)	2:04.00 (0:12.51)	1:51.49 (0:13.21)	1:38.28 (0:12.72)	1:25.56 (0:12.85)		
Position	#	Horse/Jockey	Barrier	Top Speed [km/h]	Fastest Section	First 400m												Distance Travelled From Winner [m]		
11	19	ROCCIA Warren Kennedy	10	64.5 600-400	0:11.56 400-200	0:25.85	2:30.26 (0:13.59)	2:16.67 [6] (0:12.26)	2:04.41 [6] (0:12.64)	1:51.77 [6] (0:13.61)	1:38.16 [6] (0:12.66)	1:25.50 [5] (0:12.57)					+1			
12	4	MAHRAJAAN Lily Sutherland	9	65.7 800-600	0:11.35 400-200	0:26.64	2:30.45 (0:14.00)	2:16.45 [13] (0:12.64)	2:03.81 [15] (0:13.23)	1:50.58 [15] (0:14.44)	1:36.14 [16] (0:12.44)	1:23.70 [17] (0:12.56)					+12			
13	14	CANHEROC Kelly Myers	17	65.9 800-600	0:11.32 400-200	0:26.79	2:30.49 (0:14.26)	2:16.23 [17] (0:12.53)	2:03.70 [16] (0:13.09)	1:50.61 [16] (0:14.03)	1:36.58 [15] (0:12.46)	1:24.12 [14] (0:12.47)					+2			
14	16	ESS VEE ARE Courtney Barnes	16	65.3 600-400	0:11.35 400-200	0:26.64	2:30.50 (0:14.47)	2:16.03 [18] (0:12.17)	2:03.86 [14] (0:12.94)	1:50.92 [14] (0:14.03)	1:36.89 [13] (0:12.41)	1:24.48 [12] (0:12.52)					+2			
15	1	DARK DESTROYER Sam Weatherley	15	65.2 400-200	0:11.28 400-200	0:26.19	2:30.50 (0:13.86)	2:16.64 [11] (0:12.33)	2:04.31 [10] (0:13.13)	1:51.18 [11] (0:13.94)	1:37.24 [11] (0:12.62)	1:24.62 [11] (0:12.53)					+7			
16	2	PRISE DE FER Vincent Colgan	18	65.1 600-400	0:11.35 600-400	0:26.94	2:30.64 (0:14.10)	2:16.54 [15] (0:12.84)	2:03.70 [17] (0:13.20)	1:50.50 [17] (0:14.19)	1:36.31 [17] (0:12.39)	1:23.92 [16] (0:12.48)					+3			
17	7	MARY LOUISE Ciel Butler	13	65.2 800-600	0:11.52 800-600	0:27.17	2:31.89 (0:14.21)	2:17.68 [16] (0:12.96)	2:04.72 [18] (0:13.43)	1:51.29 [18] (0:14.33)	1:36.96 [18] (0:12.31)	1:24.65 [18] (0:12.34)					+18			
18	5	OCEAN BILLY Tayla Mitchell	5	64.7 800-600	0:11.48 800-600	0:26.42	2:32.52 (0:13.97)	2:18.55 [12] (0:12.45)	2:06.10 [12] (0:13.12)	1:52.98 [13] (0:14.34)	1:38.64 [14] (0:12.50)	1:26.14 [15] (0:12.57)					+12			

Track Rating: Good 4, Weather: Fine, Rail Position: +6m

Section													
Field Times		L1200	L1000	L800	L600	L400	L200						
		1:12.70	0:59.61	0:47.14	0:35.31	0:23.47	0:11.88						
		(0:13.10)	(0:12.46)	(0:11.83)	(0:11.84)	(0:11.59)	(0:11.88)						
Position	#	Horse/Jockey	Barrier	Top Speed [km/h]	Fastest Section	First 400m	L1200	L1000	L800	L600	L400	L200	Margin
1	9	ASTERIX	3	66.1	0:11.02	0:26.23	1:11.09 [10]	0:58.13 [10]	0:45.78 [10]	0:33.97 [10]	0:22.49 [10]	0:11.47 [7]	2:29.18
		Lynsey Satherley		400-200	400-200		(0:12.96)	(0:12.35)	(0:11.81)	(0:11.48)	(0:11.02)	(0:11.47)	
2	3	DIONYSUS	20	65.6	0:11.21	0:25.98	1:11.90 [6]	0:58.81 [6]	0:46.46 [6]	0:34.76 [5]	0:23.07 [5]	0:11.86 [3]	0.6L
		Masahiro Hashizume		400-200	400-200		(0:13.09)	(0:12.35)	(0:11.70)	(0:11.69)	(0:11.21)	(0:11.86)	
3	17	GOOD OIL	7	63.3	0:11.65	0:25.17	1:12.98 [1]	0:59.88 [1]	0:47.42 [1]	0:35.58 [1]	0:23.75 [1]	0:12.10 [2]	1.8L
		Samantha Spratt		400-200	400-200		(0:13.10)	(0:12.46)	(0:11.84)	(0:11.83)	(0:11.65)	(0:12.10)	
4	12	KHAN HUNTER	1	63.8	0:11.45	0:25.39	1:12.67 [2]	0:59.64 [2]	0:47.24 [2]	0:35.41 [2]	0:23.64 [2]	0:12.19 [1]	2.0L
		Darren Danis		400-200	400-200		(0:13.03)	(0:12.40)	(0:11.83)	(0:11.77)	(0:11.45)	(0:12.19)	
5	18	NOM DE PLUME	8	65.9	0:11.10	0:26.10	1:11.49 [9]	0:58.57 [9]	0:46.13 [9]	0:34.49 [9]	0:22.90 [9]	0:11.80 [8]	2.3L
		Matthew Cameron		400-200	400-200		(0:12.92)	(0:12.44)	(0:11.64)	(0:11.59)	(0:11.10)	(0:11.80)	
6	6	TRUST IN YOU	2	65.1	0:11.24	0:25.92	1:11.84 [8]	0:58.90 [7]	0:46.56 [7]	0:34.66 [8]	0:23.25 [7]	0:12.01 [4]	2.9L
		Kazuya Asano		400-200	400-200		(0:12.94)	(0:12.34)	(0:11.90)	(0:11.41)	(0:11.24)	(0:12.01)	
7	10	FIERCE FLIGHT	14	65.5	0:11.17	0:26.61	1:11.29 [13]	0:58.46 [12]	0:46.12 [13]	0:34.53 [13]	0:23.02 [12]	0:11.85 [12]	4.8L
		Per-Anders Graberg		400-200	400-200		(0:12.83)	(0:12.34)	(0:11.59)	(0:11.51)	(0:11.17)	(0:11.85)	
8	11	NEST EGG	6	62.9	0:11.57	0:25.65	1:12.97 [3]	0:59.90 [3]	0:47.48 [3]	0:35.74 [3]	0:23.93 [3]	0:12.35 [5]	5.2L
		Tegan Newman		400-200	400-200		(0:13.07)	(0:12.42)	(0:11.74)	(0:11.81)	(0:11.57)	(0:12.35)	
9	13	MEHZEBEEN	11	63.2	0:11.64	0:25.57	1:13.12 [4]	1:00.06 [4]	0:47.59 [4]	0:35.89 [4]	0:24.18 [4]	0:12.54 [6]	7.0L
		Michael McNab		400-200	400-200		(0:13.06)	(0:12.47)	(0:11.70)	(0:11.71)	(0:11.64)	(0:12.54)	
10	15	CORUBA JAK	12	64.6	0:11.48	0:25.85	1:12.54 [7]	0:59.48 [8]	0:47.16 [8]	0:35.46 [7]	0:23.86 [8]	0:12.38 [10]	7.1L
		Ulrika Holmquist		400-200	400-200		(0:13.06)	(0:12.32)	(0:11.70)	(0:11.60)	(0:11.48)	(0:12.38)	

Track Rating: Good 4, Weather: Fine, Rail Position: +6m

Section		Field Times												
Position	#	Horse/Jockey	Barrier	Top Speed [km/h]	Fastest Section	First 400m	L1200	L1000	L800	L600	L400	L200	Margin	
11	19	ROCCIA	10	64.5	0:11.56	0:25.85	1:12.92 [5]	0:59.87 [5]	0:47.45 [5]	0:35.73 [6]	0:23.99 [6]	0:12.43 [9]	7.2L	
		Warren Kennedy		600-400	400-200		(0:13.05)	(0:12.42)	(0:11.72)	(0:11.74)	(0:11.56)	(0:12.43)		
12	4	MAHRAJAAN	9	65.7	0:11.35	0:26.64	1:11.14 [17]	0:58.38 [17]	0:46.42 [16]	0:34.95 [14]	0:23.27 [16]	0:11.92 [15]	8.5L	
		Lily Sutherland		800-600	400-200		(0:12.76)	(0:11.96)	(0:11.47)	(0:11.68)	(0:11.35)	(0:11.92)		
13	14	CANHEROC	17	65.9	0:11.32	0:26.79	1:11.65 [14]	0:58.73 [15]	0:46.37 [17]	0:34.69 [18]	0:23.21 [17]	0:11.89 [16]	8.7L	
		Kelly Myers		800-600	400-200		(0:12.92)	(0:12.36)	(0:11.68)	(0:11.48)	(0:11.32)	(0:11.89)		
14	16	ESS VEE ARE	16	65.3	0:11.35	0:26.64	1:11.96 [12]	0:59.01 [13]	0:46.61 [14]	0:34.98 [15]	0:23.58 [13]	0:12.23 [13]	8.8L	
		Courtney Barnes		600-400	400-200		(0:12.95)	(0:12.40)	(0:11.63)	(0:11.40)	(0:11.35)	(0:12.23)		
15	1	DARK DESTROYER	15	65.2	0:11.28	0:26.19	1:12.09 [11]	0:59.22 [11]	0:46.85 [11]	0:35.24 [12]	0:23.79 [11]	0:12.50 [11]	8.8L	
		Sam Weatherley		400-200	400-200		(0:12.87)	(0:12.37)	(0:11.61)	(0:11.45)	(0:11.28)	(0:12.50)		
16	2	PRISE DE FER	18	65.1	0:11.35	0:26.94	1:11.44 [16]	0:58.62 [16]	0:46.50 [18]	0:35.03 [17]	0:23.68 [14]	0:12.31 [14]	9.7L	
		Vincent Colgan		600-400	600-400		(0:12.82)	(0:12.12)	(0:11.47)	(0:11.35)	(0:11.37)	(0:12.31)		
17	7	MARY LOUISE	13	65.2	0:11.52	0:27.17	1:12.31 [18]	0:59.73 [18]	0:47.86 [15]	0:36.34 [16]	0:24.34 [18]	0:12.71 [18]	18.1L	
		Ciel Butler		800-600	800-600		(0:12.57)	(0:11.87)	(0:11.52)	(0:12.00)	(0:11.63)	(0:12.71)		
18	5	OCEAN BILLY	5	64.7	0:11.48	0:26.42	1:13.56 [15]	1:00.77 [14]	0:48.77 [12]	0:37.29 [11]	0:25.50 [15]	0:13.69 [17]	22.3L	
		Tayla Mitchell		800-600	800-600		(0:12.79)	(0:12.00)	(0:11.48)	(0:11.79)	(0:11.81)	(0:13.69)		

Horse/Jockey Name	ASTERIX
Finish Rank	1
Fastest Section Time (Section)	0:11.02 (L400)
Top Speed [km/h] (Section)	66.1 (L400)
Race State	Finished



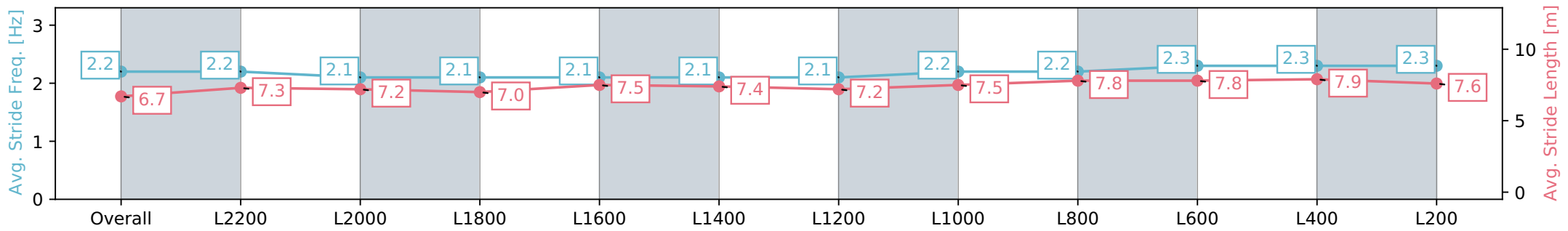
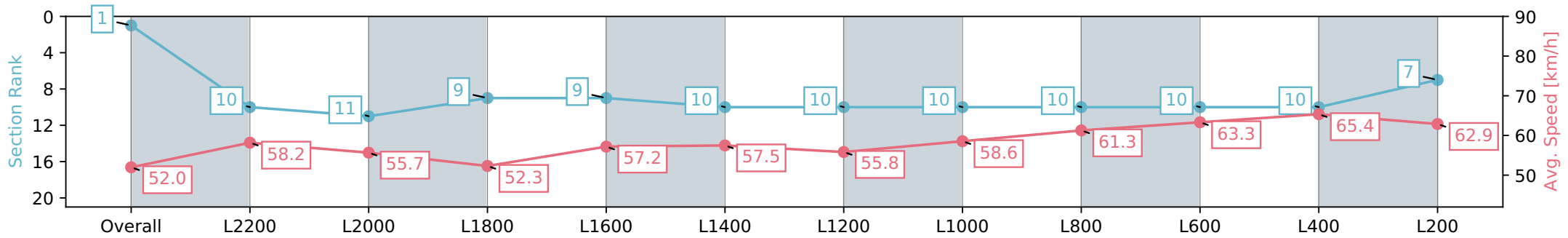
Ellerslie NZ - Professional
Race 7: EAGLE TECHNOLOGY AVONDALE CUP - 2400m



17 February 2024 - 4:42PM

Track Rating: Good 4, Weather: Fine, Rail Position: +6m

Section	Overall	L2200	L2000	L1800	L1600	L1400	L1200	L1000	L800	L600	L400	L200
Section Times	2:29.18 [1] (0:13.85)	2:15.33 [10] (0:12.38)	2:02.95 [11] (0:12.93)	1:50.02 [9] (0:13.75)	1:36.27 [9] (0:12.67)	1:23.60 [10] (0:12.51)	1:11.09 [10] (0:12.96)	0:58.13 [10] (0:12.35)	0:45.78 [10] (0:11.81)	0:33.97 [10] (0:11.48)	0:22.49 [10] (0:11.02)	0:11.47 [7] (0:11.47)
Average Speed [km/h]	52.0	58.2	55.7	52.3	57.2	57.5	55.8	58.6	61.3	63.3	65.4	62.9
Top Speed [km/h]	58.9	59.7	58.0	56.4	59.3	59.3	57.2	61.9	61.9	64.4	66.1	65.1
Avg. Dist. to Rail [m]	1.4	1.8	0.7	0.4	1.1	0.9	1.2	1.2	1.6	1.5	2.1	4.6
Avg. Stride Freq. [Hz]	2.2	2.2	2.1	2.1	2.1	2.1	2.1	2.2	2.2	2.3	2.3	2.3
Avg. Stride Length [m]	6.7	7.3	7.2	7.0	7.5	7.4	7.2	7.5	7.8	7.8	7.9	7.6



Report Created: Sat 17 February 2024 15:17:35 GMT+11 (Note: Timing is based on positional data)

- [] Ranking at each section and finish
- :-:- No data available at this section
- NA No data available



Horse/Jockey Name	DIONYSUS
Finish Rank	2
Fastest Section Time (Section)	0:11.21 (L400)
Top Speed [km/h] (Section)	65.6 (L400)
Race State	Finished



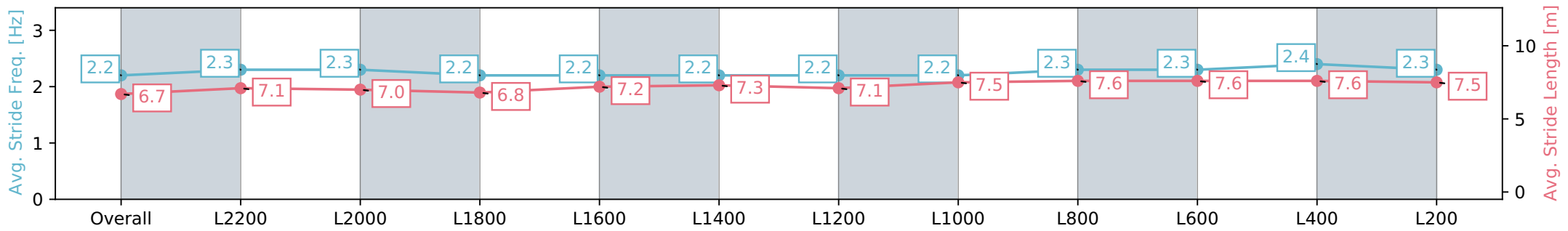
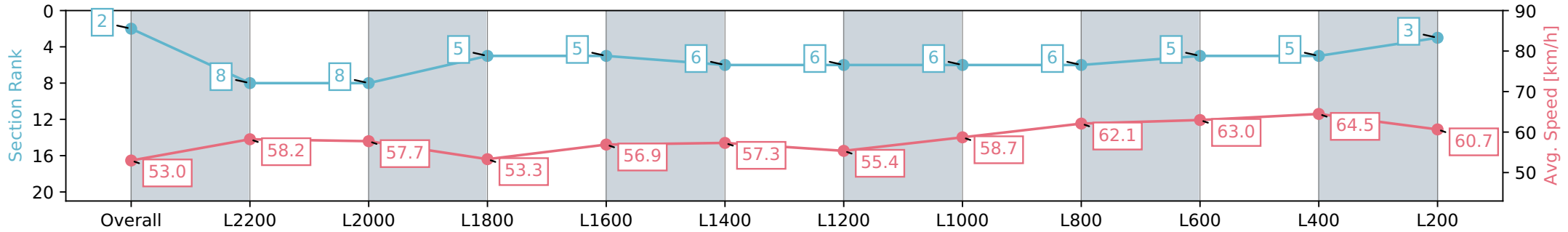
Ellerslie NZ - Professional
 Race 7: EAGLE TECHNOLOGY AVONDALE CUP - 2400m



17 February 2024 - 4:42PM

Track Rating: Good 4, Weather: Fine, Rail Position: +6m

Section	Overall	L2200	L2000	L1800	L1600	L1400	L1200	L1000	L800	L600	L400	L200
Section Times	2:29.27 [2] (0:13.62)	2:15.65 [8] (0:12.36)	2:03.29 [8] (0:12.50)	1:50.79 [5] (0:13.53)	1:37.26 [5] (0:12.79)	1:24.47 [6] (0:12.56)	1:11.90 [6] (0:13.09)	0:58.81 [6] (0:12.35)	0:46.46 [6] (0:11.70)	0:34.76 [5] (0:11.69)	0:23.07 [5] (0:11.21)	0:11.86 [3] (0:11.86)
Average Speed [km/h]	53.0	58.2	57.7	53.3	56.9	57.3	55.4	58.7	62.1	63.0	64.5	60.7
Top Speed [km/h]	59.6	59.9	60.2	55.9	58.8	58.8	56.9	61.7	63.0	64.1	65.6	63.3
Avg. Dist. to Rail [m]	11.6	2.4	1.9	0.6	2.1	2.1	2.4	2.0	1.8	3.8	4.8	4.1
Avg. Stride Freq. [Hz]	2.2	2.3	2.3	2.2	2.2	2.2	2.2	2.2	2.3	2.3	2.4	2.3
Avg. Stride Length [m]	6.7	7.1	7.0	6.8	7.2	7.3	7.1	7.5	7.6	7.6	7.6	7.5



- [] Ranking at each section and finish
- :-:- No data available at this section
- NA No data available

Horse/Jockey Name	GOOD OIL
Finish Rank	3
Fastest Section Time (Section)	0:11.65 (L400)
Top Speed [km/h] (Section)	63.3 (L400)
Race State	Finished



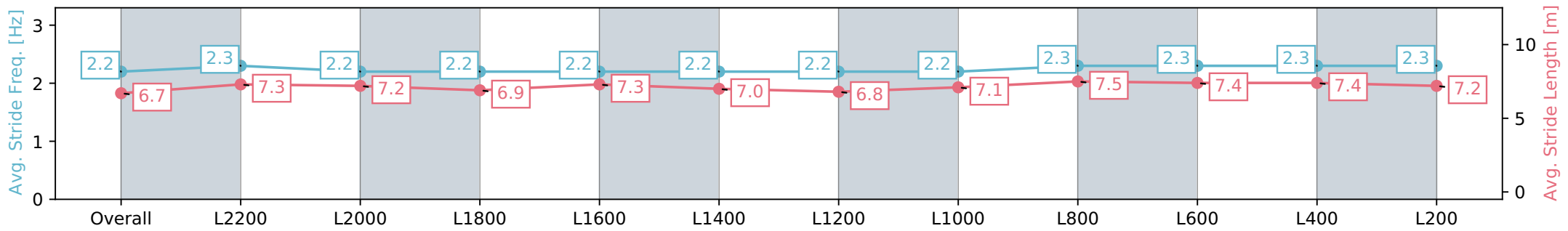
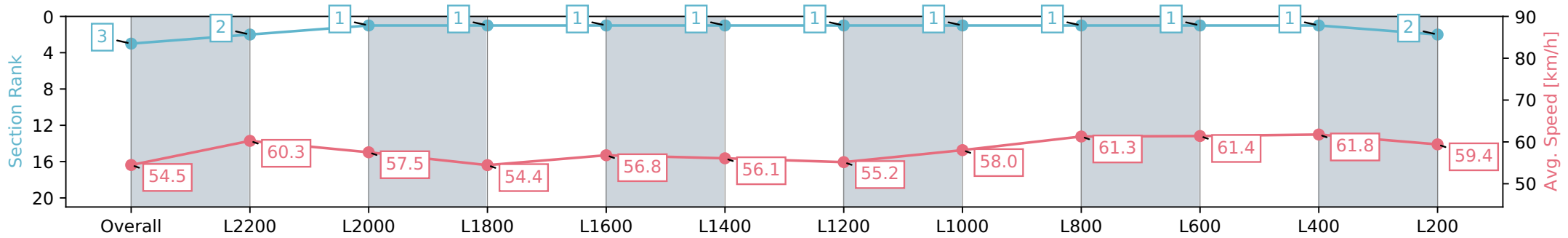
Ellerslie NZ - Professional
 Race 7: EAGLE TECHNOLOGY AVONDALE CUP - 2400m



17 February 2024 - 4:42PM

Track Rating: Good 4, Weather: Fine, Rail Position: +6m

Section	Overall	L2200	L2000	L1800	L1600	L1400	L1200	L1000	L800	L600	L400	L200
Section Times	2:29.45 [3] (0:13.23)	2:16.22 [2] (0:11.94)	2:04.28 [1] (0:12.51)	1:51.77 [1] (0:13.22)	1:38.55 [1] (0:12.72)	1:25.83 [1] (0:12.85)	1:12.98 [1] (0:13.10)	0:59.88 [1] (0:12.46)	0:47.42 [1] (0:11.84)	0:35.58 [1] (0:11.83)	0:23.75 [1] (0:11.65)	0:12.10 [2] (0:12.10)
Average Speed [km/h]	54.5	60.3	57.5	54.4	56.8	56.1	55.2	58.0	61.3	61.4	61.8	59.4
Top Speed [km/h]	62.5	62.2	59.0	55.8	58.1	58.0	55.8	60.2	62.3	62.5	63.3	62.0
Avg. Dist. to Rail [m]	3.3	0.2	0.3	0.3	0.8	0.6	1.3	1.3	1.6	1.5	0.4	0.4
Avg. Stride Freq. [Hz]	2.2	2.3	2.2	2.2	2.2	2.2	2.2	2.2	2.3	2.3	2.3	2.3
Avg. Stride Length [m]	6.7	7.3	7.2	6.9	7.3	7.0	6.8	7.1	7.5	7.4	7.4	7.2



- [] Ranking at each section and finish
- :-:- No data available at this section
- NA No data available

Horse/Jockey Name	KHAN HUNTER
Finish Rank	4
Fastest Section Time (Section)	0:11.45 (L400)
Top Speed [km/h] (Section)	63.8 (L400)
Race State	Finished



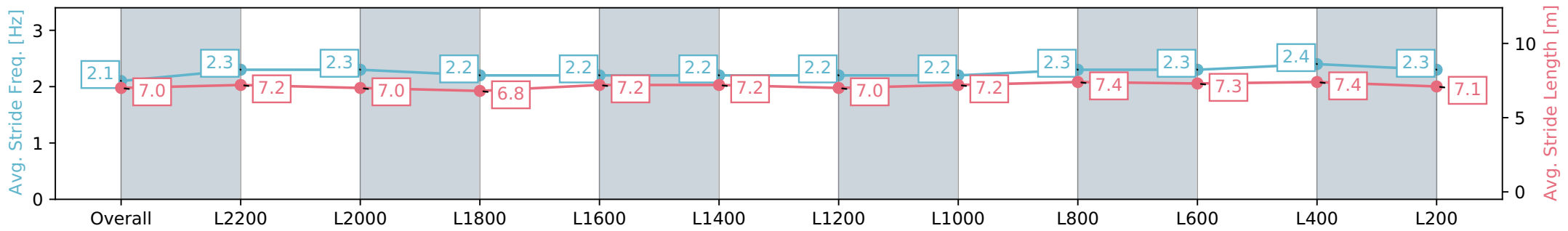
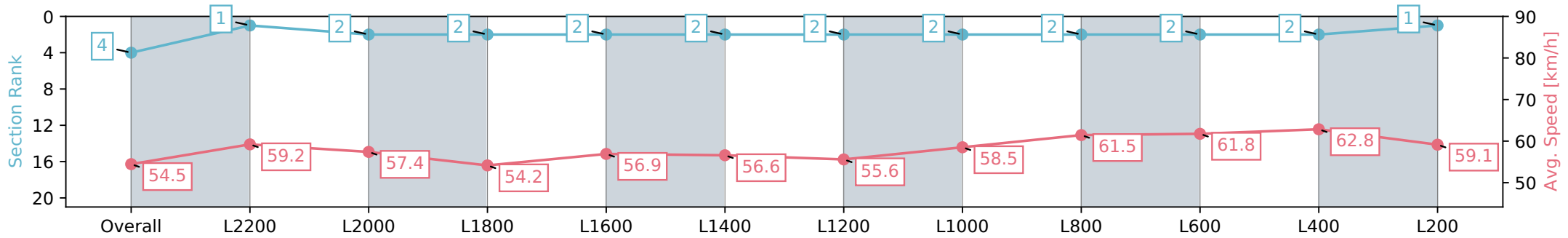
Ellerslie NZ - Professional
 Race 7: EAGLE TECHNOLOGY AVONDALE CUP - 2400m



17 February 2024 - 4:42PM

Track Rating: Good 4, Weather: Fine, Rail Position: +6m

Section	Overall	L2200	L2000	L1800	L1600	L1400	L1200	L1000	L800	L600	L400	L200
Section Times	2:29.48 [4] (0:13.22)	2:16.26 [1] (0:12.17)	2:04.09 [2] (0:12.55)	1:51.54 [2] (0:13.42)	1:38.12 [2] (0:12.72)	1:25.40 [2] (0:12.73)	1:12.67 [2] (0:13.03)	0:59.64 [2] (0:12.40)	0:47.24 [2] (0:11.83)	0:35.41 [2] (0:11.77)	0:23.64 [2] (0:11.45)	0:12.19 [1] (0:12.19)
Average Speed [km/h]	54.5	59.2	57.4	54.2	56.9	56.6	55.6	58.5	61.5	61.8	62.8	59.1
Top Speed [km/h]	60.6	60.7	59.8	56.1	57.9	57.8	56.4	61.2	62.8	62.8	63.8	61.9
Avg. Dist. to Rail [m]	1.0	0.6	1.1	1.3	1.3	1.3	2.1	2.3	2.1	1.6	1.9	2.5
Avg. Stride Freq. [Hz]	2.1	2.3	2.3	2.2	2.2	2.2	2.2	2.2	2.3	2.3	2.4	2.3
Avg. Stride Length [m]	7.0	7.2	7.0	6.8	7.2	7.2	7.0	7.2	7.4	7.3	7.4	7.1



- [] Ranking at each section and finish
- :-:- No data available at this section
- NA No data available

Horse/Jockey Name	NOM DE PLUME
Finish Rank	5
Fastest Section Time (Section)	0:11.10 (L400)
Top Speed [km/h] (Section)	65.9 (L400)
Race State	Finished



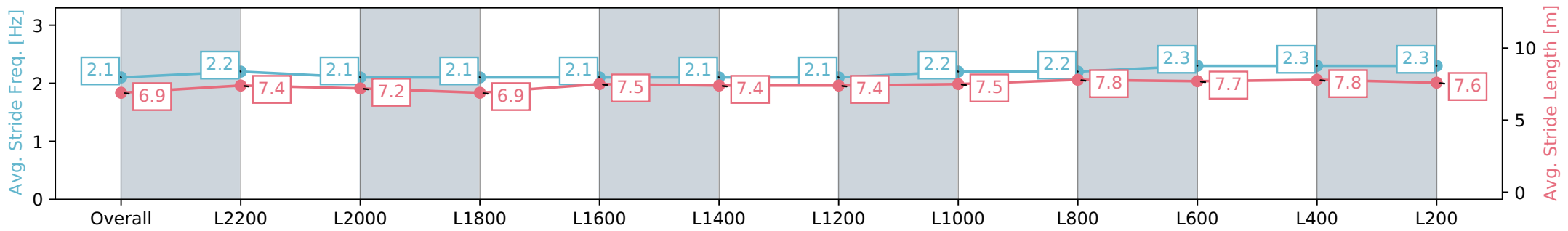
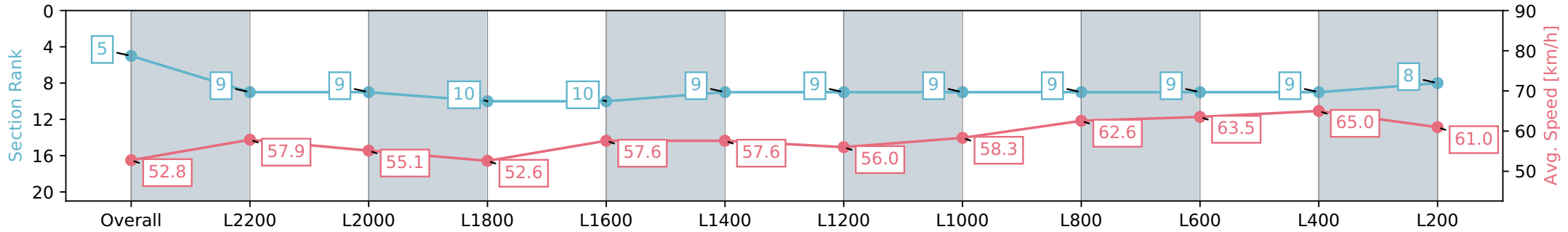
Ellerslie NZ - Professional
Race 7: EAGLE TECHNOLOGY AVONDALE CUP - 2400m



17 February 2024 - 4:42PM

Track Rating: Good 4, Weather: Fine, Rail Position: +6m

Section	Overall	L2200	L2000	L1800	L1600	L1400	L1200	L1000	L800	L600	L400	L200
Section Times	2:29.52 [5] (0:13.64)	2:15.88 [9] (0:12.46)	2:03.42 [9] (0:13.07)	1:50.35 [10] (0:13.77)	1:36.58 [10] (0:12.59)	1:23.99 [9] (0:12.50)	1:11.49 [9] (0:12.92)	0:58.57 [9] (0:12.44)	0:46.13 [9] (0:11.64)	0:34.49 [9] (0:11.59)	0:22.90 [9] (0:11.10)	0:11.80 [8] (0:11.80)
Average Speed [km/h]	52.8	57.9	55.1	52.6	57.6	57.6	56.0	58.3	62.6	63.5	65.0	61.0
Top Speed [km/h]	59.8	59.7	58.4	56.6	59.3	59.4	57.6	62.2	63.5	64.9	65.9	63.3
Avg. Dist. to Rail [m]	3.9	0.2	1.0	1.0	1.1	1.3	2.1	2.1	2.4	3.8	5.9	6.7
Avg. Stride Freq. [Hz]	2.1	2.2	2.1	2.1	2.1	2.1	2.1	2.2	2.2	2.3	2.3	2.3
Avg. Stride Length [m]	6.9	7.4	7.2	6.9	7.5	7.4	7.4	7.5	7.8	7.7	7.8	7.6



- [] Ranking at each section and finish
- :-:- No data available at this section
- NA No data available

Horse/Jockey Name	TRUST IN YOU
Finish Rank	6
Fastest Section Time (Section)	0:11.24 (L400)
Top Speed [km/h] (Section)	65.1 (L400)
Race State	Finished



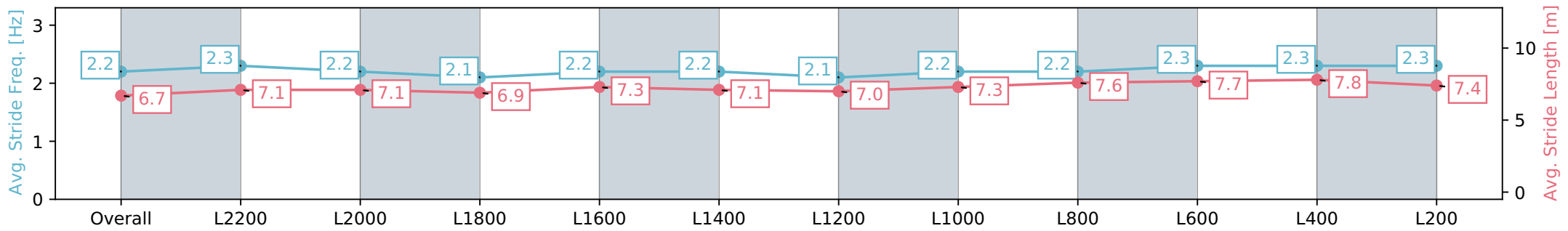
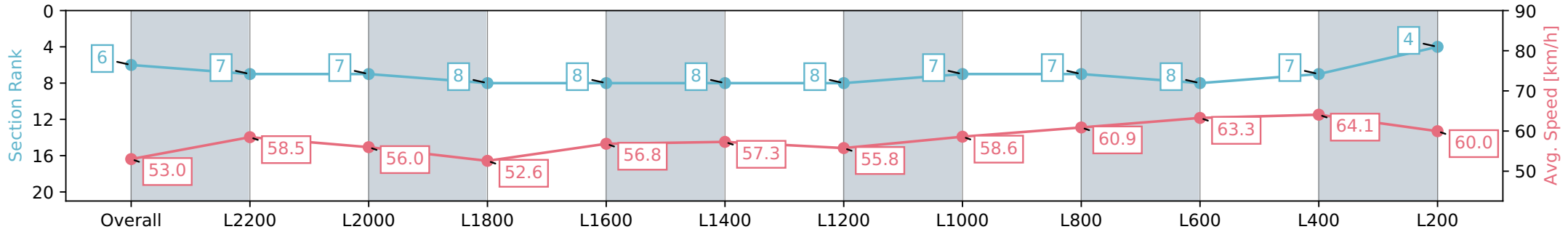
Ellerslie NZ - Professional
 Race 7: EAGLE TECHNOLOGY AVONDALE CUP - 2400m



17 February 2024 - 4:42PM

Track Rating: Good 4, Weather: Fine, Rail Position: +6m

Section	Overall	L2200	L2000	L1800	L1600	L1400	L1200	L1000	L800	L600	L400	L200
Section Times	2:29.61 [6] (0:13.59)	2:16.02 [7] (0:12.33)	2:03.69 [7] (0:12.86)	1:50.83 [8] (0:13.71)	1:37.12 [8] (0:12.71)	1:24.41 [8] (0:12.56)	1:11.84 [8] (0:12.94)	0:58.90 [7] (0:12.34)	0:46.56 [7] (0:11.90)	0:34.66 [8] (0:11.41)	0:23.25 [7] (0:11.24)	0:12.01 [4] (0:12.01)
Average Speed [km/h]	53.0	58.5	56.0	52.6	56.8	57.3	55.8	58.6	60.9	63.3	64.1	60.0
Top Speed [km/h]	59.8	60.0	57.5	56.4	58.2	58.4	57.3	60.6	61.6	64.2	65.1	62.7
Avg. Dist. to Rail [m]	1.2	0.6	0.2	0.4	0.7	0.6	1.1	1.1	1.1	0.8	0.3	0.1
Avg. Stride Freq. [Hz]	2.2	2.3	2.2	2.1	2.2	2.2	2.1	2.2	2.2	2.3	2.3	2.3
Avg. Stride Length [m]	6.7	7.1	7.1	6.9	7.3	7.1	7.0	7.3	7.6	7.7	7.8	7.4



- [] Ranking at each section and finish
- :-:- No data available at this section
- NA No data available

Horse/Jockey Name	FIERCE FLIGHT
Finish Rank	7
Fastest Section Time (Section)	0:11.17 (L400)
Top Speed [km/h] (Section)	65.5 (L400)
Race State	Finished



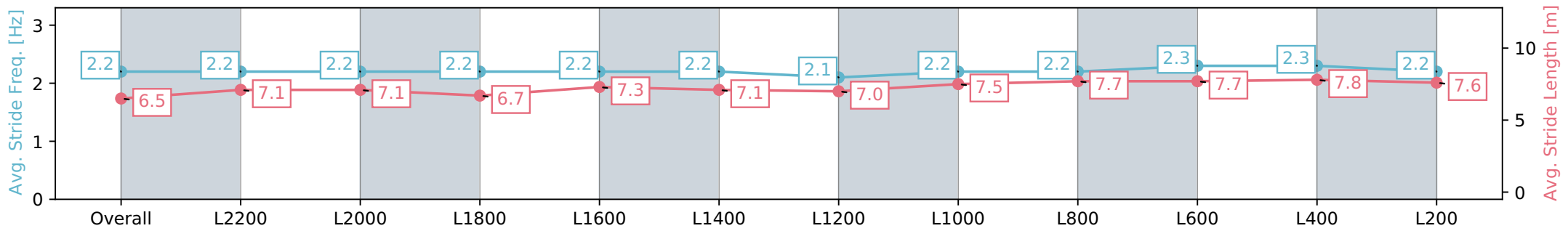
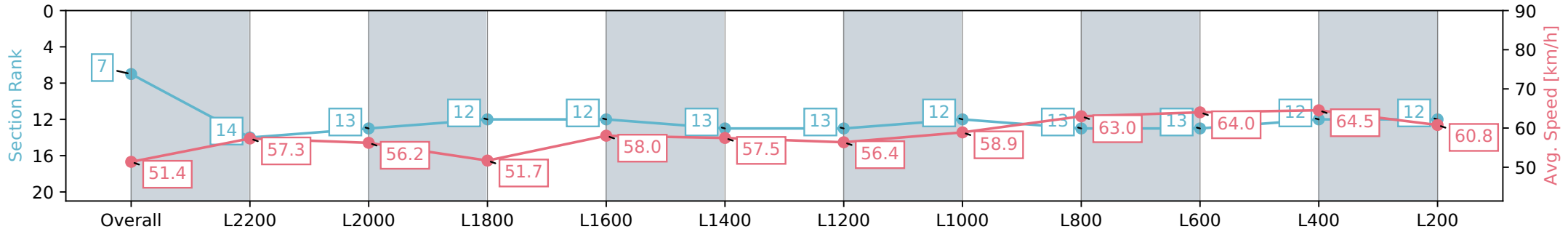
Ellerslie NZ - Professional
Race 7: EAGLE TECHNOLOGY AVONDALE CUP - 2400m



17 February 2024 - 4:42PM

Track Rating: Good 4, Weather: Fine, Rail Position: +6m

Section	Overall	L2200	L2000	L1800	L1600	L1400	L1200	L1000	L800	L600	L400	L200
Section Times	2:29.89 [7] (0:14.04)	2:15.85 [14] (0:12.56)	2:03.28 [13] (0:12.84)	1:50.44 [12] (0:14.08)	1:36.36 [12] (0:12.54)	1:23.82 [13] (0:12.53)	1:11.29 [13] (0:12.83)	0:58.46 [12] (0:12.34)	0:46.12 [13] (0:11.59)	0:34.53 [13] (0:11.51)	0:23.02 [12] (0:11.17)	0:11.85 [12] (0:11.85)
Average Speed [km/h]	51.4	57.3	56.2	51.7	58.0	57.5	56.4	58.9	63.0	64.0	64.5	60.8
Top Speed [km/h]	60.3	60.3	57.8	55.4	59.7	59.1	57.6	62.8	64.4	65.0	65.5	62.7
Avg. Dist. to Rail [m]	8.7	1.0	1.4	1.7	2.0	1.3	2.1	2.5	3.1	3.6	7.3	7.2
Avg. Stride Freq. [Hz]	2.2	2.2	2.2	2.2	2.2	2.2	2.1	2.2	2.2	2.3	2.3	2.2
Avg. Stride Length [m]	6.5	7.1	7.1	6.7	7.3	7.1	7.0	7.5	7.7	7.7	7.8	7.6



- [] Ranking at each section and finish
- :-:- No data available at this section
- NA No data available

Horse/Jockey Name	NEST EGG
Finish Rank	8
Fastest Section Time (Section)	0:11.57 (L400)
Top Speed [km/h] (Section)	62.9 (L400)
Race State	Finished



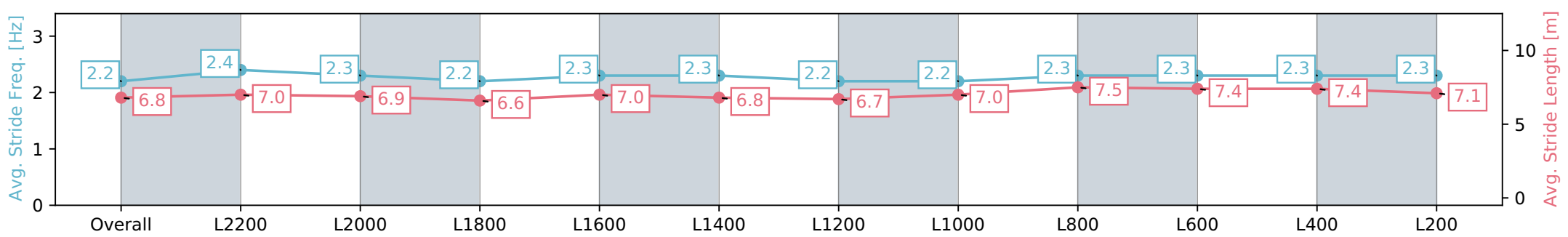
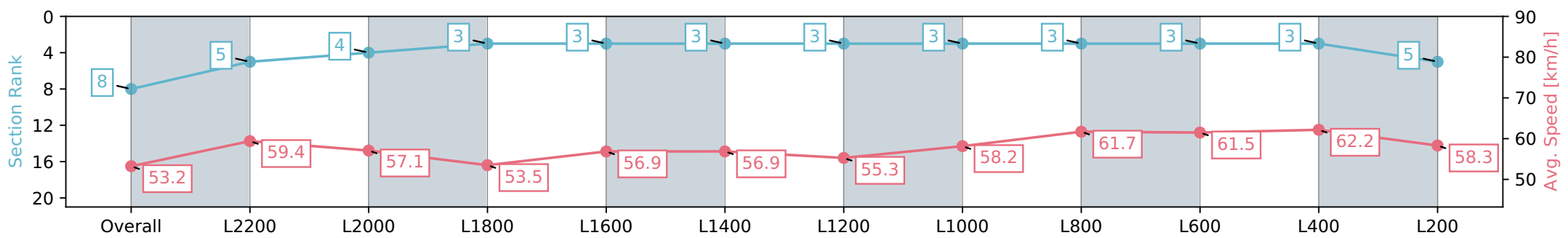
Ellerslie NZ - Professional
Race 7: EAGLE TECHNOLOGY AVONDALE CUP - 2400m



17 February 2024 - 4:42PM

Track Rating: Good 4, Weather: Fine, Rail Position: +6m

Section	Overall	L2200	L2000	L1800	L1600	L1400	L1200	L1000	L800	L600	L400	L200
Section Times	2:29.95 [8] (0:13.52)	2:16.43 [5] (0:12.13)	2:04.30 [4] (0:12.59)	1:51.71 [3] (0:13.39)	1:38.32 [3] (0:12.69)	1:25.63 [3] (0:12.66)	1:12.97 [3] (0:13.07)	0:59.90 [3] (0:12.42)	0:47.48 [3] (0:11.74)	0:35.74 [3] (0:11.81)	0:23.93 [3] (0:11.57)	0:12.35 [5] (0:12.35)
Average Speed [km/h]	53.2	59.4	57.1	53.5	56.9	56.9	55.3	58.2	61.7	61.5	62.2	58.3
Top Speed [km/h]	60.7	61.2	58.3	56.0	59.2	58.8	56.1	60.8	62.2	62.5	62.9	61.0
Avg. Dist. to Rail [m]	2.4	0.5	0.9	0.5	0.4	0.5	1.1	1.1	1.2	1.5	1.5	2.4
Avg. Stride Freq. [Hz]	2.2	2.4	2.3	2.2	2.3	2.3	2.2	2.2	2.3	2.3	2.3	2.3
Avg. Stride Length [m]	6.8	7.0	6.9	6.6	7.0	6.8	6.7	7.0	7.5	7.4	7.4	7.1



- [] Ranking at each section and finish
- :-:- No data available at this section
- NA No data available

Horse/Jockey Name	MEHZEBEEN
Finish Rank	9
Fastest Section Time (Section)	0:11.64 (L400)
Top Speed [km/h] (Section)	63.2 (L400)
Race State	Finished



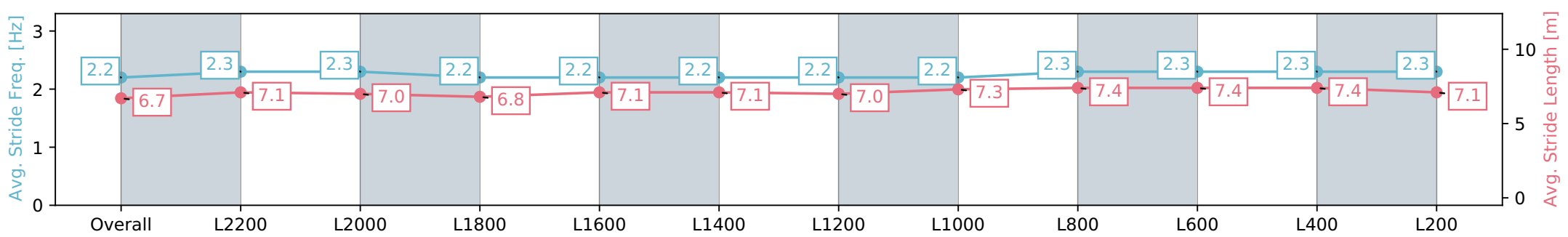
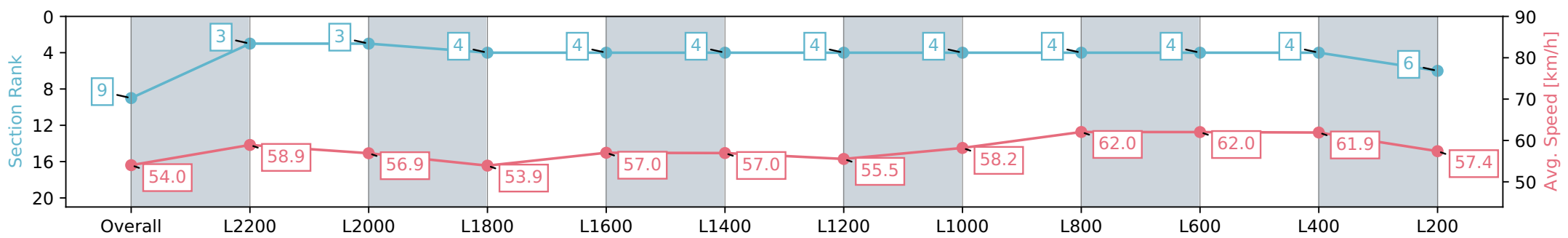
Ellerslie NZ - Professional
 Race 7: EAGLE TECHNOLOGY AVONDALE CUP - 2400m



17 February 2024 - 4:42PM

Track Rating: Good 4, Weather: Fine, Rail Position: +6m

Section	Overall	L2200	L2000	L1800	L1600	L1400	L1200	L1000	L800	L600	L400	L200
Section Times	2:30.23 [9] (0:13.35)	2:16.88 [3] (0:12.23)	2:04.65 [3] (0:12.67)	1:51.98 [4] (0:13.45)	1:38.53 [4] (0:12.76)	1:25.77 [4] (0:12.65)	1:13.12 [4] (0:13.06)	1:00.06 [4] (0:12.47)	0:47.59 [4] (0:11.70)	0:35.89 [4] (0:11.71)	0:24.18 [4] (0:11.64)	0:12.54 [6] (0:12.54)
Average Speed [km/h]	54.0	58.9	56.9	53.9	57.0	57.0	55.5	58.2	62.0	62.0	61.9	57.4
Top Speed [km/h]	63.0	62.8	58.5	56.4	58.3	58.0	56.4	60.5	63.1	63.0	63.2	60.2
Avg. Dist. to Rail [m]	5.7	1.1	1.2	1.3	2.0	2.3	2.7	2.1	1.8	1.6	2.4	3.7
Avg. Stride Freq. [Hz]	2.2	2.3	2.3	2.2	2.2	2.2	2.2	2.2	2.3	2.3	2.3	2.3
Avg. Stride Length [m]	6.7	7.1	7.0	6.8	7.1	7.1	7.0	7.3	7.4	7.4	7.4	7.1



- [] Ranking at each section and finish
- :-:- No data available at this section
- NA No data available

Horse/Jockey Name	CORUBA JAK
Finish Rank	10
Fastest Section Time (Section)	0:11.48 (L400)
Top Speed [km/h] (Section)	64.6 (L400)
Race State	Finished

AUCKLAND THOROUGHBRED RACING SINCE 1854

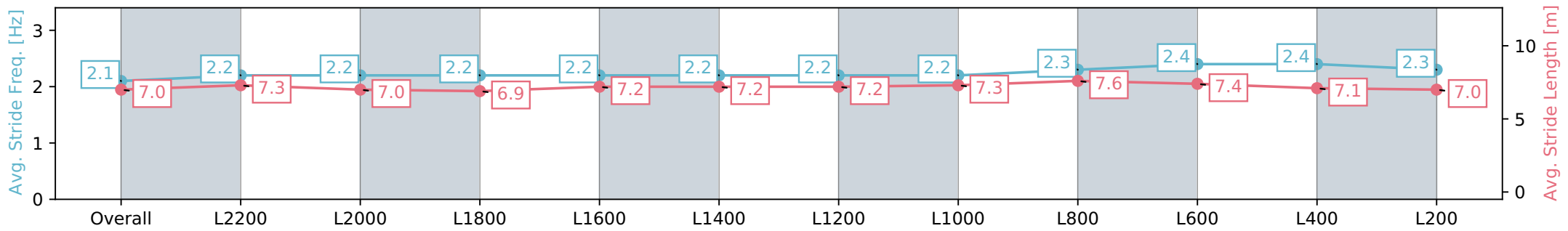
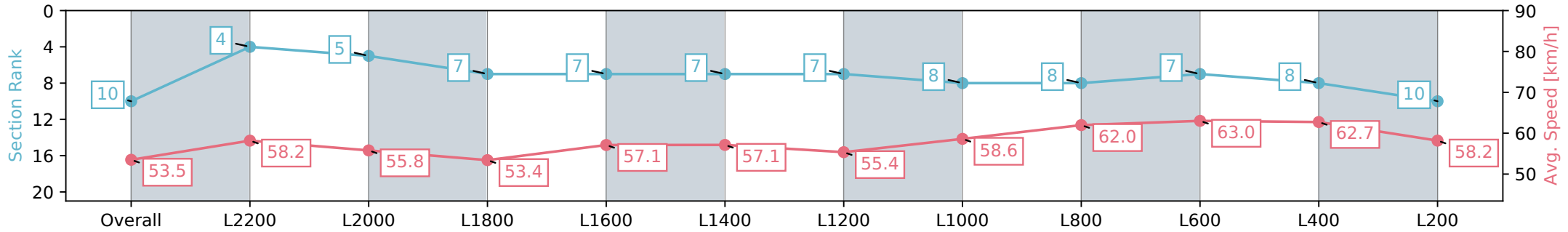
Ellerslie NZ - Professional
Race 7: EAGLE TECHNOLOGY AVONDALE CUP - 2400m



17 February 2024 - 4:42PM

Track Rating: Good 4, Weather: Fine, Rail Position: +6m

Section	Overall	L2200	L2000	L1800	L1600	L1400	L1200	L1000	L800	L600	L400	L200
Section Times	2:30.24 [10] (0:13.46)	2:16.78 [4] (0:12.39)	2:04.39 [5] (0:12.93)	1:51.46 [7] (0:13.60)	1:37.86 [7] (0:12.70)	1:25.16 [7] (0:12.62)	1:12.54 [7] (0:13.06)	0:59.48 [8] (0:12.32)	0:47.16 [8] (0:11.70)	0:35.46 [7] (0:11.60)	0:23.86 [8] (0:11.48)	0:12.38 [10] (0:12.38)
Average Speed [km/h]	53.5	58.2	55.8	53.4	57.1	57.1	55.4	58.6	62.0	63.0	62.7	58.2
Top Speed [km/h]	60.6	60.8	58.3	56.5	58.6	58.3	57.0	61.9	62.7	64.1	64.6	60.9
Avg. Dist. to Rail [m]	6.5	1.7	1.8	1.4	1.3	1.2	1.7	1.1	1.2	2.7	4.8	5.0
Avg. Stride Freq. [Hz]	2.1	2.2	2.2	2.2	2.2	2.2	2.2	2.2	2.3	2.4	2.4	2.3
Avg. Stride Length [m]	7.0	7.3	7.0	6.9	7.2	7.2	7.2	7.3	7.6	7.4	7.1	7.0



Report Created: Sat 17 February 2024 15:18:36 GMT+11 (Note: Timing is based on positional data)

- [] Ranking at each section and finish
- :-:- No data available at this section
- NA No data available

Horse/Jockey Name	ROCCIA
Finish Rank	11
Fastest Section Time (Section)	0:11.56 (L400)
Top Speed [km/h] (Section)	64.5 (L600)
Race State	Finished



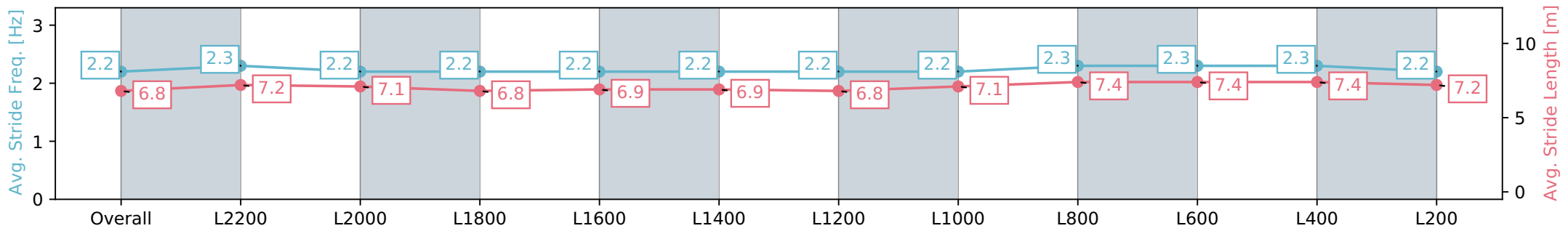
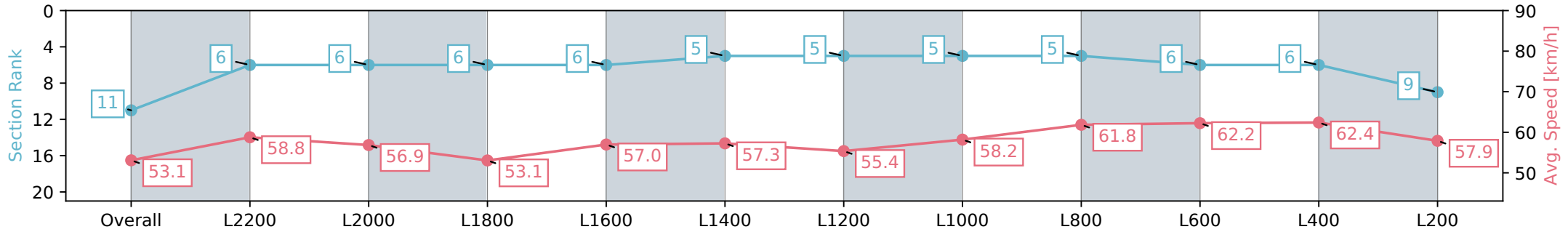
Ellerslie NZ - Professional
Race 7: EAGLE TECHNOLOGY AVONDALE CUP - 2400m



17 February 2024 - 4:42PM

Track Rating: Good 4, Weather: Fine, Rail Position: +6m

Section	Overall	L2200	L2000	L1800	L1600	L1400	L1200	L1000	L800	L600	L400	L200
Section Times	2:30.26 [11] (0:13.59)	2:16.67 [6] (0:12.26)	2:04.41 [6] (0:12.64)	1:51.77 [6] (0:13.61)	1:38.16 [6] (0:12.66)	1:25.50 [5] (0:12.57)	1:12.92 [5] (0:13.05)	0:59.87 [5] (0:12.42)	0:47.45 [5] (0:11.72)	0:35.73 [6] (0:11.74)	0:23.99 [6] (0:11.56)	0:12.43 [9] (0:12.43)
Average Speed [km/h]	53.1	58.8	56.9	53.1	57.0	57.3	55.4	58.2	61.8	62.2	62.4	57.9
Top Speed [km/h]	62.0	62.1	59.5	56.1	59.5	59.4	56.5	60.1	64.5	64.5	63.6	60.1
Avg. Dist. to Rail [m]	4.3	0.2	0.5	0.4	0.5	0.4	1.2	1.2	1.4	2.6	3.7	3.2
Avg. Stride Freq. [Hz]	2.2	2.3	2.2	2.2	2.2	2.2	2.2	2.2	2.3	2.3	2.3	2.2
Avg. Stride Length [m]	6.8	7.2	7.1	6.8	6.9	6.9	6.8	7.1	7.4	7.4	7.4	7.2



- [] Ranking at each section and finish
- :-:- No data available at this section
- NA No data available

Horse/Jockey Name	MAHRAJAAN
Finish Rank	12
Fastest Section Time (Section)	0:11.35 (L400)
Top Speed [km/h] (Section)	65.7 (L800)
Race State	Finished



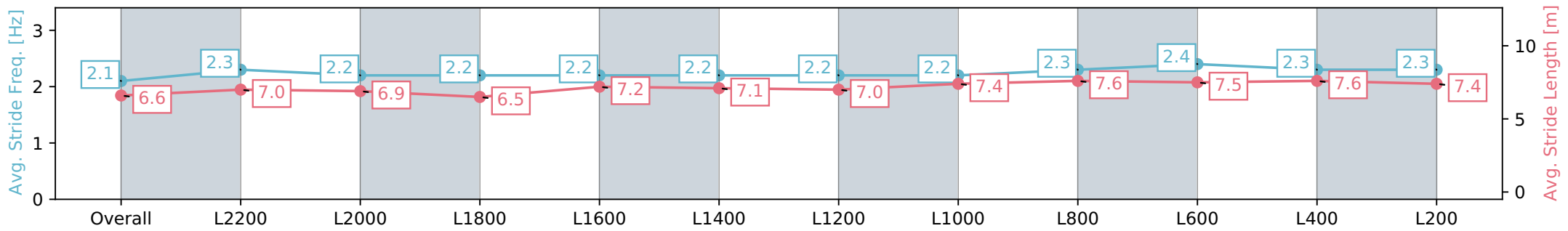
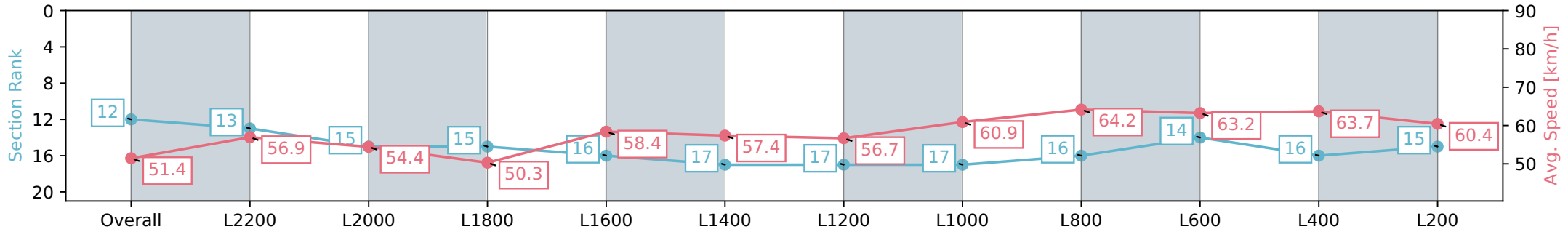
Ellerslie NZ - Professional
 Race 7: EAGLE TECHNOLOGY AVONDALE CUP - 2400m



17 February 2024 - 4:42PM

Track Rating: Good 4, Weather: Fine, Rail Position: +6m

Section	Overall	L2200	L2000	L1800	L1600	L1400	L1200	L1000	L800	L600	L400	L200
Section Times	2:30.45 [12] (0:14.00)	2:16.45 [13] (0:12.64)	2:03.81 [15] (0:13.23)	1:50.58 [15] (0:14.44)	1:36.14 [16] (0:12.44)	1:23.70 [17] (0:12.56)	1:11.14 [17] (0:12.76)	0:58.38 [17] (0:11.96)	0:46.42 [16] (0:11.47)	0:34.95 [14] (0:11.68)	0:23.27 [16] (0:11.35)	0:11.92 [15] (0:11.92)
Average Speed [km/h]	51.4	56.9	54.4	50.3	58.4	57.4	56.7	60.9	64.2	63.2	63.7	60.4
Top Speed [km/h]	59.0	59.3	55.7	53.8	61.4	60.3	58.1	65.2	65.7	65.7	64.4	62.7
Avg. Dist. to Rail [m]	3.8	0.2	0.4	1.4	1.8	1.6	2.1	3.1	4.2	4.9	7.3	7.9
Avg. Stride Freq. [Hz]	2.1	2.3	2.2	2.2	2.2	2.2	2.2	2.2	2.3	2.4	2.3	2.3
Avg. Stride Length [m]	6.6	7.0	6.9	6.5	7.2	7.1	7.0	7.4	7.6	7.5	7.6	7.4



Report Created: Sat 17 February 2024 15:18:54 GMT+11 (Note: Timing is based on positional data)

- [] Ranking at each section and finish
- :-:- No data available at this section
- NA No data available



Horse/Jockey Name	CANHEROC
Finish Rank	13
Fastest Section Time (Section)	0:11.32 (L400)
Top Speed [km/h] (Section)	65.9 (L800)
Race State	Finished



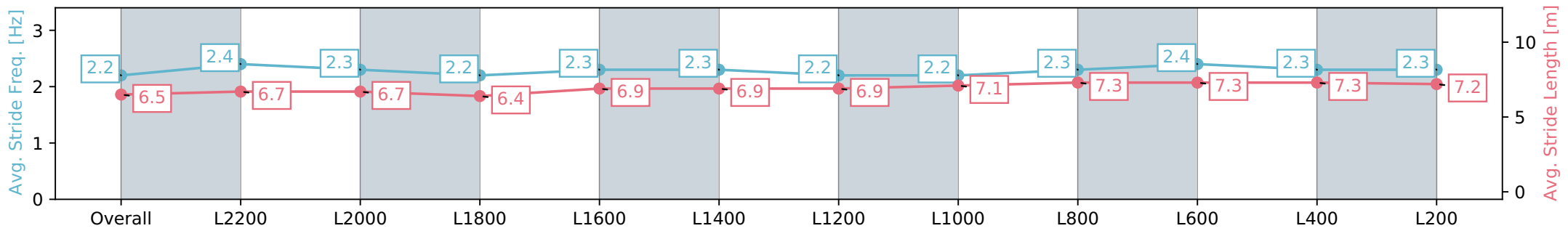
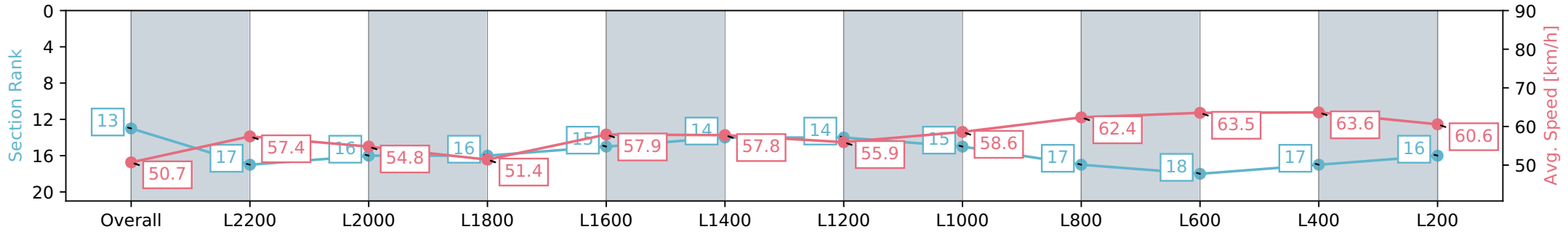
Ellerslie NZ - Professional
 Race 7: EAGLE TECHNOLOGY AVONDALE CUP - 2400m



17 February 2024 - 4:42PM

Track Rating: Good 4, Weather: Fine, Rail Position: +6m

Section	Overall	L2200	L2000	L1800	L1600	L1400	L1200	L1000	L800	L600	L400	L200
Section Times	2:30.49 [13] (0:14.26)	2:16.23 [17] (0:12.53)	2:03.70 [16] (0:13.09)	1:50.61 [16] (0:14.03)	1:36.58 [15] (0:12.46)	1:24.12 [14] (0:12.47)	1:11.65 [14] (0:12.92)	0:58.73 [15] (0:12.36)	0:46.37 [17] (0:11.68)	0:34.69 [18] (0:11.48)	0:23.21 [17] (0:11.32)	0:11.89 [16] (0:11.89)
Average Speed [km/h]	50.7	57.4	54.8	51.4	57.9	57.8	55.9	58.6	62.4	63.5	63.6	60.6
Top Speed [km/h]	59.0	59.1	56.8	56.2	59.8	60.3	57.2	61.6	65.9	64.3	64.2	62.8
Avg. Dist. to Rail [m]	10.8	0.8	0.7	0.5	0.4	1.0	1.5	2.3	2.0	2.0	4.9	7.5
Avg. Stride Freq. [Hz]	2.2	2.4	2.3	2.2	2.3	2.3	2.2	2.2	2.3	2.4	2.3	2.3
Avg. Stride Length [m]	6.5	6.7	6.7	6.4	6.9	6.9	6.9	7.1	7.3	7.3	7.3	7.2



- [] Ranking at each section and finish
- :-:- No data available at this section
- NA No data available

Horse/Jockey Name	ESS VEE ARE
Finish Rank	14
Fastest Section Time (Section)	0:11.35 (L400)
Top Speed [km/h] (Section)	65.3 (L600)
Race State	Finished



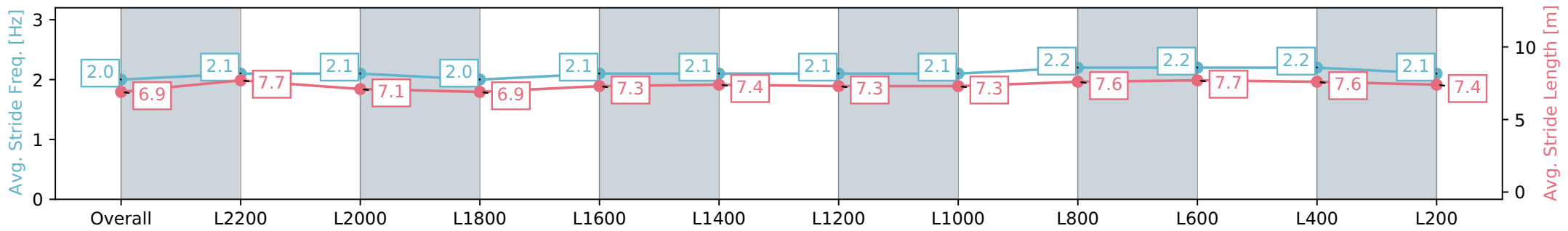
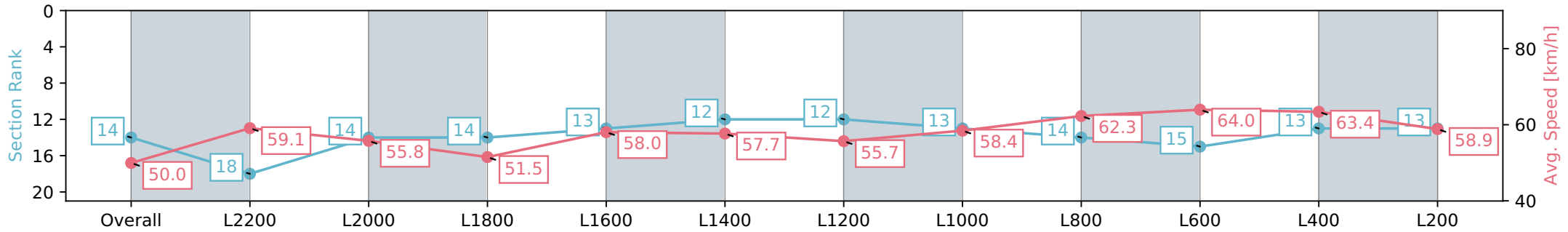
Ellerslie NZ - Professional
Race 7: EAGLE TECHNOLOGY AVONDALE CUP - 2400m



17 February 2024 - 4:42PM

Track Rating: Good 4, Weather: Fine, Rail Position: +6m

Section	Overall	L2200	L2000	L1800	L1600	L1400	L1200	L1000	L800	L600	L400	L200
Section Times	2:30.50 [14] (0:14.47)	2:16.03 [18] (0:12.17)	2:03.86 [14] (0:12.94)	1:50.92 [14] (0:14.03)	1:36.89 [13] (0:12.41)	1:24.48 [12] (0:12.52)	1:11.96 [12] (0:12.95)	0:59.01 [13] (0:12.40)	0:46.61 [14] (0:11.63)	0:34.98 [15] (0:11.40)	0:23.58 [13] (0:11.35)	0:12.23 [13] (0:12.23)
Average Speed [km/h]	50.0	59.1	55.8	51.5	58.0	57.7	55.7	58.4	62.3	64.0	63.4	58.9
Top Speed [km/h]	60.3	60.4	57.5	56.1	60.1	60.0	57.0	62.5	63.2	65.3	64.2	61.8
Avg. Dist. to Rail [m]	8.5	0.7	0.4	0.5	0.6	0.5	1.3	1.3	1.6	2.0	1.8	1.2
Avg. Stride Freq. [Hz]	2.0	2.1	2.1	2.0	2.1	2.1	2.1	2.1	2.2	2.2	2.2	2.1
Avg. Stride Length [m]	6.9	7.7	7.1	6.9	7.3	7.4	7.3	7.3	7.6	7.7	7.6	7.4



- [] Ranking at each section and finish
- :-:- No data available at this section
- NA No data available

Horse/Jockey Name	DARK DESTROYER
Finish Rank	15
Fastest Section Time (Section)	0:11.28 (L400)
Top Speed [km/h] (Section)	65.2 (L400)
Race State	Finished



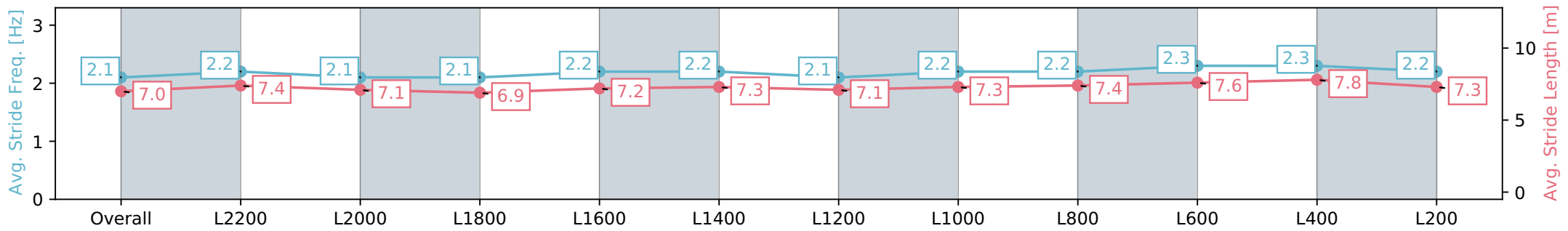
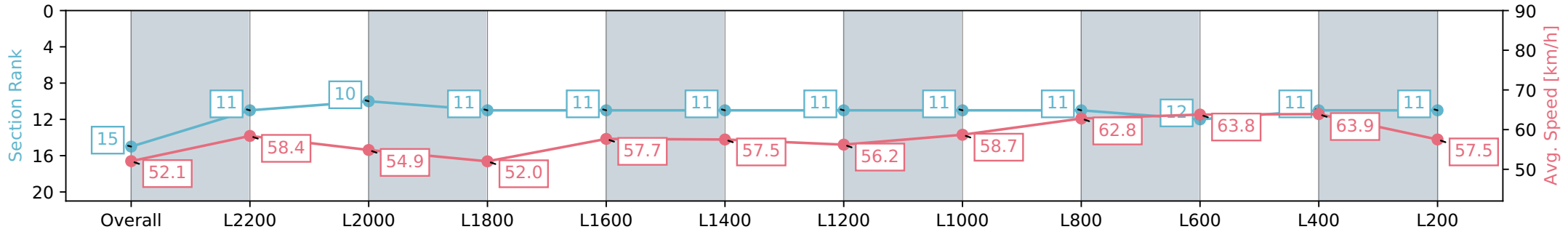
Ellerslie NZ - Professional
 Race 7: EAGLE TECHNOLOGY AVONDALE CUP - 2400m



17 February 2024 - 4:42PM

Track Rating: Good 4, Weather: Fine, Rail Position: +6m

Section	Overall	L2200	L2000	L1800	L1600	L1400	L1200	L1000	L800	L600	L400	L200
Section Times	2:30.50 [15] (0:13.86)	2:16.64 [11] (0:12.33)	2:04.31 [10] (0:13.13)	1:51.18 [11] (0:13.94)	1:37.24 [11] (0:12.62)	1:24.62 [11] (0:12.53)	1:12.09 [11] (0:12.87)	0:59.22 [11] (0:12.37)	0:46.85 [11] (0:11.61)	0:35.24 [12] (0:11.45)	0:23.79 [11] (0:11.28)	0:12.50 [11] (0:12.50)
Average Speed [km/h]	52.1	58.4	54.9	52.0	57.7	57.5	56.2	58.7	62.8	63.8	63.9	57.5
Top Speed [km/h]	60.1	60.1	58.0	55.5	59.5	59.6	57.1	61.9	63.2	64.4	65.2	62.5
Avg. Dist. to Rail [m]	9.0	0.7	1.3	1.0	2.2	1.8	2.1	2.1	2.4	2.7	4.9	4.9
Avg. Stride Freq. [Hz]	2.1	2.2	2.1	2.1	2.2	2.2	2.1	2.2	2.2	2.3	2.3	2.2
Avg. Stride Length [m]	7.0	7.4	7.1	6.9	7.2	7.3	7.1	7.3	7.4	7.6	7.8	7.3



Report Created: Sat 17 February 2024 15:19:19 GMT+11 (Note: Timing is based on positional data)

- [] Ranking at each section and finish
- :-:- No data available at this section
- NA No data available



Horse/Jockey Name	PRISE DE FER
Finish Rank	16
Fastest Section Time (Section)	0:11.35 (L600)
Top Speed [km/h] (Section)	65.1 (L600)
Race State	Finished



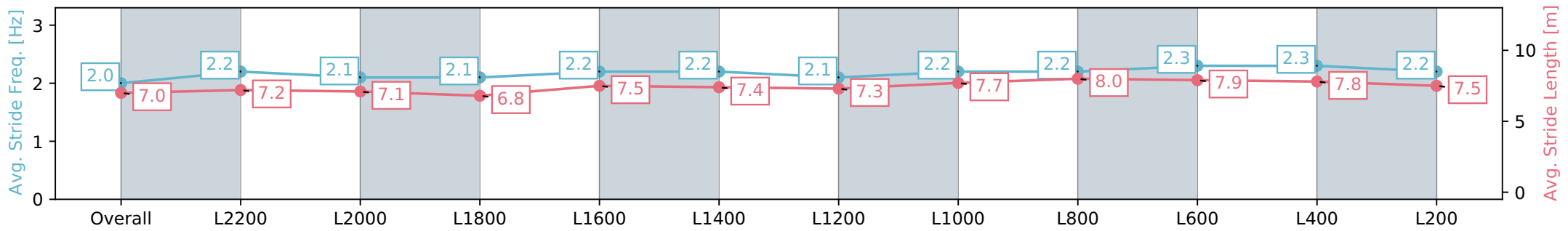
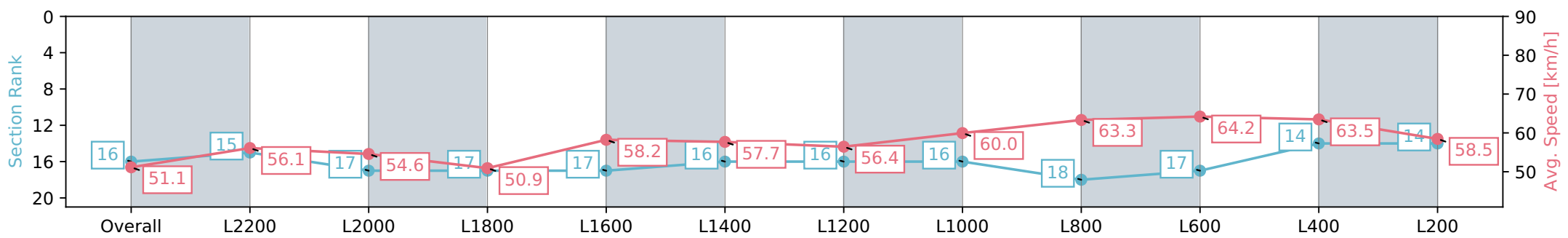
Ellerslie NZ - Professional
Race 7: EAGLE TECHNOLOGY AVONDALE CUP - 2400m



17 February 2024 - 4:42PM

Track Rating: Good 4, Weather: Fine, Rail Position: +6m

Section	Overall	L2200	L2000	L1800	L1600	L1400	L1200	L1000	L800	L600	L400	L200
Section Times	2:30.64 [16] (0:14.10)	2:16.54 [15] (0:12.84)	2:03.70 [17] (0:13.20)	1:50.50 [17] (0:14.19)	1:36.31 [17] (0:12.39)	1:23.92 [16] (0:12.48)	1:11.44 [16] (0:12.82)	0:58.62 [16] (0:12.12)	0:46.50 [18] (0:11.47)	0:35.03 [17] (0:11.35)	0:23.68 [14] (0:11.37)	0:12.31 [14] (0:12.31)
Average Speed [km/h]	51.1	56.1	54.6	50.9	58.2	57.7	56.4	60.0	63.3	64.2	63.5	58.5
Top Speed [km/h]	59.6	59.1	55.4	53.8	60.5	60.1	57.5	64.3	64.3	65.1	64.3	61.4
Avg. Dist. to Rail [m]	11.3	1.8	0.8	0.5	0.6	1.0	1.7	2.1	2.3	1.9	4.5	5.4
Avg. Stride Freq. [Hz]	2.0	2.2	2.1	2.1	2.2	2.2	2.1	2.2	2.2	2.3	2.3	2.2
Avg. Stride Length [m]	7.0	7.2	7.1	6.8	7.5	7.4	7.3	7.7	8.0	7.9	7.8	7.5



- [] Ranking at each section and finish
- :-:- No data available at this section
- NA No data available

Horse/Jockey Name	MARY LOUISE
Finish Rank	17
Fastest Section Time (Section)	0:11.52 (L800)
Top Speed [km/h] (Section)	65.2 (L800)
Race State	Finished



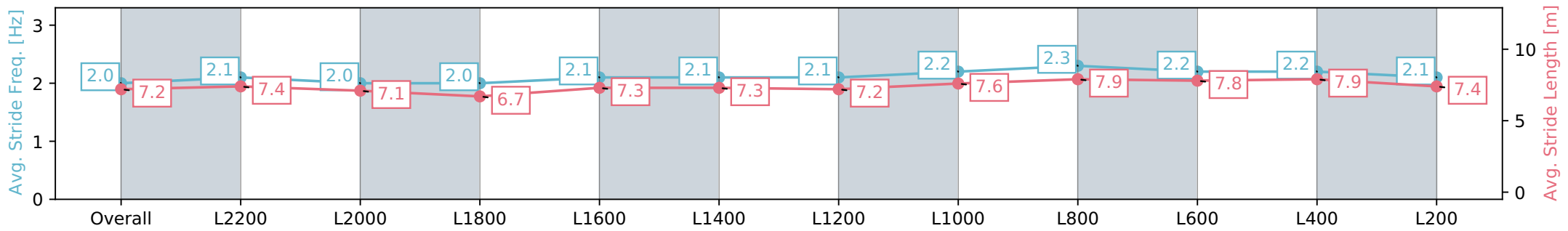
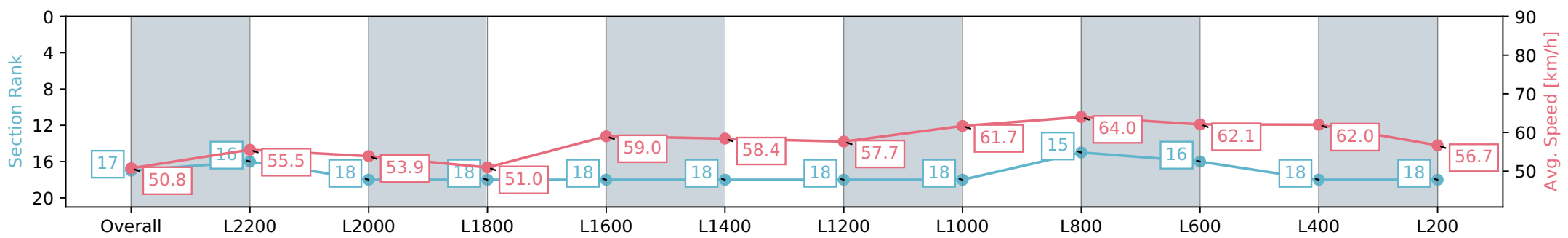
Ellerslie NZ - Professional
Race 7: EAGLE TECHNOLOGY AVONDALE CUP - 2400m



17 February 2024 - 4:42PM

Track Rating: Good 4, Weather: Fine, Rail Position: +6m

Section	Overall	L2200	L2000	L1800	L1600	L1400	L1200	L1000	L800	L600	L400	L200
Section Times	2:31.89 [17] (0:14.21)	2:17.68 [16] (0:12.96)	2:04.72 [18] (0:13.43)	1:51.29 [18] (0:14.33)	1:36.96 [18] (0:12.31)	1:24.65 [18] (0:12.34)	1:12.31 [18] (0:12.57)	0:59.73 [18] (0:11.87)	0:47.86 [15] (0:11.52)	0:36.34 [16] (0:12.00)	0:24.34 [18] (0:11.63)	0:12.71 [18] (0:12.71)
Average Speed [km/h]	50.8	55.5	53.9	51.0	59.0	58.4	57.7	61.7	64.0	62.1	62.0	56.7
Top Speed [km/h]	57.7	57.0	56.0	54.9	61.9	61.9	58.4	64.7	65.2	62.9	62.9	60.8
Avg. Dist. to Rail [m]	7.9	0.3	1.8	2.5	1.8	1.3	3.1	4.1	5.1	6.0	8.2	9.2
Avg. Stride Freq. [Hz]	2.0	2.1	2.0	2.0	2.1	2.1	2.1	2.2	2.3	2.2	2.2	2.1
Avg. Stride Length [m]	7.2	7.4	7.1	6.7	7.3	7.3	7.2	7.6	7.9	7.8	7.9	7.4



- [] Ranking at each section and finish
- :-:- No data available at this section
- NA No data available

Horse/Jockey Name	OCEAN BILLY
Finish Rank	18
Fastest Section Time (Section)	0:11.48 (L800)
Top Speed [km/h] (Section)	64.7 (L800)
Race State	Finished



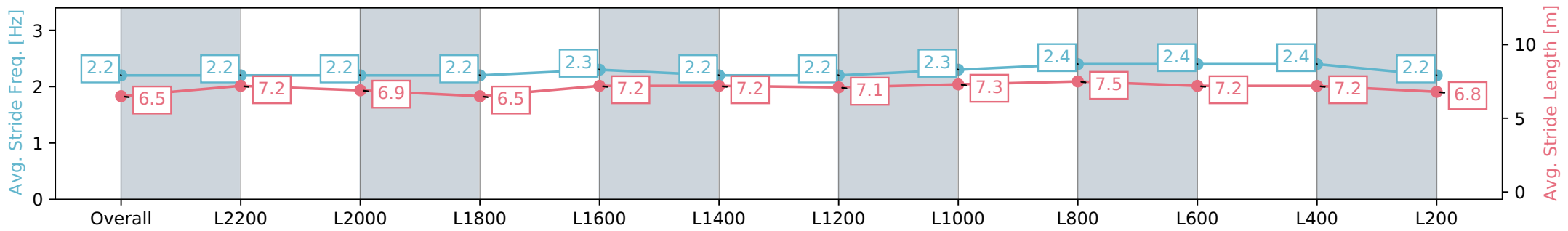
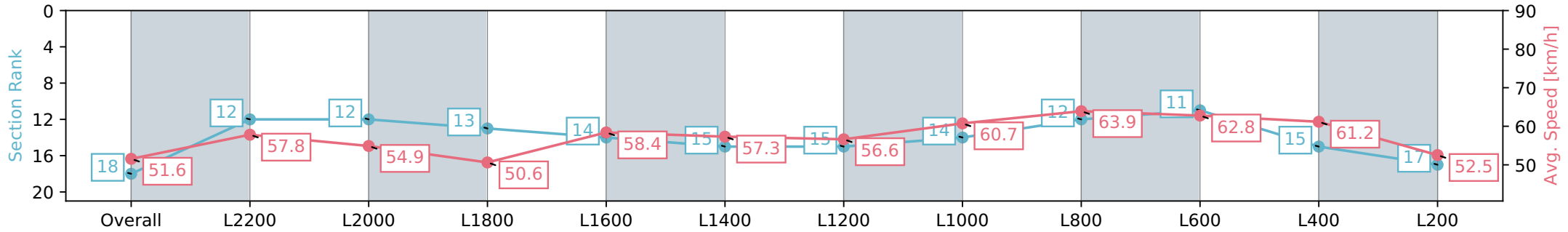
Ellerslie NZ - Professional
Race 7: EAGLE TECHNOLOGY AVONDALE CUP - 2400m



17 February 2024 - 4:42PM

Track Rating: Good 4, Weather: Fine, Rail Position: +6m

Section	Overall	L2200	L2000	L1800	L1600	L1400	L1200	L1000	L800	L600	L400	L200
Section Times	2:32.52 [18] (0:13.97)	2:18.55 [12] (0:12.45)	2:06.10 [12] (0:13.12)	1:52.98 [13] (0:14.34)	1:38.64 [14] (0:12.50)	1:26.14 [15] (0:12.57)	1:13.56 [15] (0:12.79)	1:00.77 [14] (0:12.00)	0:48.77 [12] (0:11.48)	0:37.29 [11] (0:11.79)	0:25.50 [15] (0:11.81)	0:13.69 [17] (0:13.69)
Average Speed [km/h]	51.6	57.8	54.9	50.6	58.4	57.3	56.6	60.7	63.9	62.8	61.2	52.5
Top Speed [km/h]	58.6	60.3	57.6	55.3	60.1	60.2	57.8	63.8	64.7	64.4	62.7	58.6
Avg. Dist. to Rail [m]	1.7	0.2	0.6	1.2	2.7	2.4	2.6	3.5	4.0	4.7	7.2	6.7
Avg. Stride Freq. [Hz]	2.2	2.2	2.2	2.2	2.3	2.2	2.2	2.3	2.4	2.4	2.4	2.2
Avg. Stride Length [m]	6.5	7.2	6.9	6.5	7.2	7.2	7.1	7.3	7.5	7.2	7.2	6.8



- [] Ranking at each section and finish
- :-:- No data available at this section
- NA No data available