

Track Rating: Good 4, Weather: Fine, Rail Position: +6m

Section Field Times		Overall	L2000	L1800	L1600	L1400	L1200						
		2:09.58 (0:08.09)	2:01.49 (0:11.46)	1:50.03 (0:12.05)	1:37.98 (0:12.36)	1:25.62 (0:12.78)	1:12.84 (0:13.02)						
Position	#	Horse/Jockey	Barrier	Top Speed [km/h]	Fastest Section	First 400m							Distance Travelled From Winner [m]
1	15	ORCHESTRAL Craig Grylls	6	67.6 200-0	0:08.60 2000-1800	0:26.47	2:09.58 (0:08.60)	2:00.98 [9] (0:11.59)	1:49.39 [8] (0:12.51)	1:36.88 [8] (0:12.54)	1:24.34 [8] (0:12.46)	1:11.88 [8] (0:13.08)	
2	3	JUST AS SHARP Ryan Elliot	3	64.9 1800-1600	0:08.39 2000-1800	0:25.92	2:10.13 (0:08.39)	2:01.74 [6] (0:11.47)	1:50.27 [3] (0:12.31)	1:37.96 [3] (0:12.44)	1:25.52 [3] (0:12.57)	1:12.94 [3] (0:13.02)	-3
3	5	INTERLINKED Sam Weatherley	2	64.4 200-0	0:08.33 2000-1800	0:26.10	2:10.32 (0:08.33)	2:01.99 [4] (0:11.60)	1:50.39 [5] (0:12.46)	1:37.93 [6] (0:12.51)	1:25.42 [7] (0:12.54)	1:12.88 [5] (0:13.03)	-5
4	2	ASCEND THE THRONE Matthew Cameron	10	64.3 400-200	0:08.74 2000-1800	0:27.20	2:10.61 (0:08.74)	2:01.87 [11] (0:12.12)	1:49.75 [12] (0:12.60)	1:37.15 [12] (0:12.40)	1:24.75 [12] (0:12.35)	1:12.40 [11] (0:13.16)	-7
5	4	MOSINVADER Kazuya Asano	7	65.6 200-0	0:08.49 2000-1800	0:26.75	2:10.69 (0:08.49)	2:02.20 [7] (0:12.00)	1:50.20 [9] (0:12.56)	1:37.64 [10] (0:12.60)	1:25.04 [10] (0:12.47)	1:12.57 [10] (0:13.14)	+0
6	7	HIGH COUNTRY Michael McNab	9	64.5 1800-1600	0:08.08 2000-1800	0:25.57	2:10.73 (0:08.08)	2:02.65 [1] (0:11.46)	1:51.19 [1] (0:12.06)	1:39.13 [1] (0:12.36)	1:26.77 [1] (0:12.77)	1:14.00 [1] (0:13.02)	-9
7	1	TOKYO TYCOON Warren Kennedy	1	64.5 1800-1600	0:08.18 2000-1800	0:25.94	2:10.84 (0:08.18)	2:02.66 [2] (0:11.70)	1:50.96 [4] (0:12.30)	1:38.66 [4] (0:12.51)	1:26.15 [4] (0:12.54)	1:13.61 [4] (0:13.12)	-14
8	12	MONDAY MELODY Bill Jacobson	12	64.6 400-200	0:08.37 2000-1800	0:26.24	2:10.88 (0:08.37)	2:02.51 [5] (0:11.75)	1:50.76 [6] (0:12.28)	1:38.47 [7] (0:12.46)	1:26.01 [6] (0:12.60)	1:13.41 [7] (0:13.01)	+4
9	11	FIRST FIVE Samantha Spratt	14	65.4 1800-1600	0:08.28 2000-1800	0:25.57	2:10.93 (0:08.28)	2:02.64 [3] (0:11.34)	1:51.30 [2] (0:12.16)	1:39.14 [2] (0:12.45)	1:26.69 [2] (0:12.70)	1:13.99 [2] (0:13.03)	+2
10	14	PERFECTMANZ Jonathan Riddell	4	63.8 1800-1600	0:08.56 2000-1800	0:26.22	2:11.13 (0:08.56)	2:02.57 [8] (0:11.57)	1:50.99 [7] (0:12.19)	1:38.80 [5] (0:12.53)	1:26.27 [5] (0:12.59)	1:13.68 [6] (0:13.08)	-10

Ellerslie NZ
Race 6: EAGLE TECHNOLOGY AVONDALE GUINEAS - 2100m
17 February 2024 - 4:05PM

Track Rating: Good 4, Weather: Fine, Rail Position: +6m

Section									Overall	L2000	L1800	L1600	L1400	L1200		
Field Times									2:09.58 (0:08.09)	2:01.49 (0:11.46)	1:50.03 (0:12.05)	1:37.98 (0:12.36)	1:25.62 (0:12.78)	1:12.84 (0:13.02)		
Position	#	Horse/Jockey	Barrier	Top Speed [km/h]	Fastest Section	First 400m									Distance Travelled From Winner [m]	
11	8	ANTRIM COAST Tegan Newman	13	65.6 200-0	0:09.06 2000-1800	0:27.56	2:11.14 (0:09.06)	2:02.08 [15] (0:12.34)	1:49.74 [15] (0:12.56)	1:37.18 [15] (0:12.44)	1:24.74 [15] (0:12.41)	1:12.33 [15] (0:13.22)		-1		
12	9	THE WEAPON Masahiro Hashizume	5	64.4 400-200	0:08.92 2000-1800	0:26.80	2:11.14 (0:08.92)	2:02.22 [12] (0:11.72)	1:50.50 [10] (0:12.28)	1:38.21 [9] (0:12.40)	1:25.81 [9] (0:12.51)	1:13.30 [9] (0:13.14)		-7		
12	10	CITY GOLD READY Per-Anders Graberg	15	63.4 400-200	0:08.72 2000-1800	0:26.90	2:11.14 (0:08.72)	2:02.42 [10] (0:12.00)	1:50.42 [11] (0:12.45)	1:37.97 [11] (0:12.63)	1:25.34 [11] (0:12.45)	1:12.89 [12] (0:13.20)		+1		
14	13	NOTABADSPILLANE Courtney Barnes	8	64.6 400-200	0:08.94 2000-1800	0:27.43	2:11.45 (0:08.94)	2:02.51 [13] (0:12.20)	1:50.31 [13] (0:12.56)	1:37.75 [14] (0:12.50)	1:25.25 [14] (0:12.39)	1:12.86 [14] (0:13.18)		-10		
15	6	WHAT YOU WISH FOR Vincent Colgan	11	64.0 200-0	0:09.03 2000-1800	0:27.40	2:12.63 (0:09.03)	2:03.60 [14] (0:12.28)	1:51.31 [14] (0:12.28)	1:39.03 [13] (0:12.49)	1:26.54 [13] (0:12.50)	1:14.04 [13] (0:13.20)		-4		

Ellerslie NZ
Race 6: EAGLE TECHNOLOGY AVONDALE GUINEAS - 2100m
17 February 2024 - 4:05PM

Track Rating: Good 4, Weather: Fine, Rail Position: +6m

Section													
Field Times		L1000	L800	L600	L400	L200							
		0:59.83 (0:12.53)	0:47.30 (0:12.24)	0:35.06 (0:11.91)	0:23.16 (0:11.46)	0:11.70 (0:11.70)							
Position	#	Horse/Jockey	Barrier	Top Speed [km/h]	Fastest Section	First 400m	L1000	L800	L600	L400	L200	Margin	Distance Travelled From Winner [m]
1	15	ORCHESTRAL Craig Grylls	6	67.6 200-0	0:08.60 2000-1800	0:26.47	0:58.80 [8] (0:12.42)	0:46.38 [8] (0:12.14)	0:34.24 [8] (0:11.59)	0:22.65 [6] (0:10.95)	0:11.70 [1] (0:11.70)	2:09.58	2:09.58
2	3	JUST AS SHARP Ryan Elliot	3	64.9 1800-1600	0:08.39 2000-1800	0:25.92	0:59.92 [3] (0:12.51)	0:47.41 [3] (0:12.14)	0:35.27 [4] (0:11.79)	0:23.48 [3] (0:11.30)	0:12.18 [2] (0:12.18)	3.6L	3.6L
3	5	INTERLINKED Sam Weatherley	2	64.4 200-0	0:08.33 2000-1800	0:26.10	0:59.85 [5] (0:12.47)	0:47.38 [5] (0:12.15)	0:35.23 [5] (0:11.75)	0:23.48 [5] (0:11.32)	0:12.16 [4] (0:12.16)	4.9L	4.9L
4	2	ASCEND THE THRONE Matthew Cameron	10	64.3 400-200	0:08.74 2000-1800	0:27.20	0:59.24 [11] (0:12.38)	0:46.86 [11] (0:12.05)	0:34.81 [11] (0:11.53)	0:23.28 [11] (0:11.38)	0:11.90 [9] (0:11.90)	6.9L	6.9L
5	4	MOSINVADER Kazuya Asano	7	65.6 200-0	0:08.49 2000-1800	0:26.75	0:59.43 [10] (0:12.28)	0:47.15 [10] (0:12.04)	0:35.11 [10] (0:11.69)	0:23.42 [10] (0:11.37)	0:12.05 [8] (0:12.05)	7.4L	7.4L
6	7	HIGH COUNTRY Michael McNab	9	64.5 1800-1600	0:08.08 2000-1800	0:25.57	1:00.98 [1] (0:12.52)	0:48.46 [1] (0:12.24)	0:36.22 [1] (0:11.91)	0:24.31 [1] (0:11.71)	0:12.60 [3] (0:12.60)	7.7L	7.7L
7	1	TOKYO TYCOON Warren Kennedy	1	64.5 1800-1600	0:08.18 2000-1800	0:25.94	1:00.49 [4] (0:12.47)	0:48.02 [4] (0:12.00)	0:36.02 [3] (0:11.90)	0:24.12 [4] (0:11.63)	0:12.49 [6] (0:12.49)	8.4L	8.4L
8	12	MONDAY MELODY Bill Jacobson	12	64.6 400-200	0:08.37 2000-1800	0:26.24	1:00.40 [6] (0:12.47)	0:47.93 [6] (0:12.16)	0:35.77 [6] (0:11.84)	0:23.93 [7] (0:11.68)	0:12.25 [7] (0:12.25)	8.7L	8.7L
9	11	FIRST FIVE Samantha Spratt	14	65.4 1800-1600	0:08.28 2000-1800	0:25.57	1:00.96 [2] (0:12.46)	0:48.50 [2] (0:12.24)	0:36.26 [2] (0:11.92)	0:24.34 [2] (0:11.60)	0:12.74 [5] (0:12.74)	9.0L	9.0L
10	14	PERFECTMANZ Jonathan Riddell	4	63.8 1800-1600	0:08.56 2000-1800	0:26.22	1:00.60 [7] (0:12.46)	0:48.14 [7] (0:12.18)	0:35.96 [7] (0:11.83)	0:24.13 [8] (0:11.71)	0:12.42 [10] (0:12.42)	10.3L	10.3L

Ellerslie NZ
Race 6: EAGLE TECHNOLOGY AVONDALE GUINEAS - 2100m
17 February 2024 - 4:05PM

Track Rating: Good 4, Weather: Fine, Rail Position: +6m

Section														
Field Times		L1000	L800	L600	L400	L200								
		0:59.83 (0:12.53)	0:47.30 (0:12.24)	0:35.06 (0:11.91)	0:23.16 (0:11.46)	0:11.70 (0:11.70)								
Position	#	Horse/Jockey	Barrier	Top Speed [km/h]	Fastest Section	First 400m						Margin		Distance Travelled From Winner [m]
11	8	ANTRIM COAST	13	65.6	0:09.06	0:27.56	0:59.11 [15]	0:46.88 [15]	0:34.82 [15]	0:23.17 [15]	0:11.98 [13]	10.4L		10.4L
		Tegan Newman		200-0	2000-1800		(0:12.23)	(0:12.06)	(0:11.65)	(0:11.19)	(0:11.98)			
12	9	THE WEAPON	5	64.4	0:08.92	0:26.80	1:00.16 [9]	0:47.77 [9]	0:35.66 [9]	0:24.03 [9]	0:12.43 [11]	10.4L		10.4L
		Masahiro Hashizume		400-200	2000-1800		(0:12.39)	(0:12.11)	(0:11.63)	(0:11.60)	(0:12.43)			
12	10	CITY GOLD READY	15	63.4	0:08.72	0:26.90	0:59.69 [12]	0:47.33 [12]	0:35.24 [12]	0:23.53 [12]	0:12.04 [12]	10.4L		10.4L
		Per-Anders Graberg		400-200	2000-1800		(0:12.36)	(0:12.09)	(0:11.71)	(0:11.49)	(0:12.04)			
14	13	NOTABADSPILLANE	8	64.6	0:08.94	0:27.43	0:59.68 [13]	0:47.35 [14]	0:35.31 [13]	0:23.63 [13]	0:12.14 [14]	12.4L		12.4L
		Courtney Barnes		400-200	2000-1800		(0:12.33)	(0:12.04)	(0:11.68)	(0:11.49)	(0:12.14)			
15	6	WHAT YOU WISH FOR	11	64.0	0:09.03	0:27.40	1:00.84 [14]	0:48.57 [13]	0:36.47 [14]	0:24.71 [14]	0:13.16 [15]	20.3L		20.3L
		Vincent Colgan		200-0	2000-1800		(0:12.27)	(0:12.10)	(0:11.76)	(0:11.55)	(0:13.16)			

Horse/Jockey Name	ORCHESTRAL
Finish Rank	1
Fastest Section Time (Section)	0:08.60 (Overall)
Top Speed [km/h] (Section)	67.6 (L400)
Race State	Finished



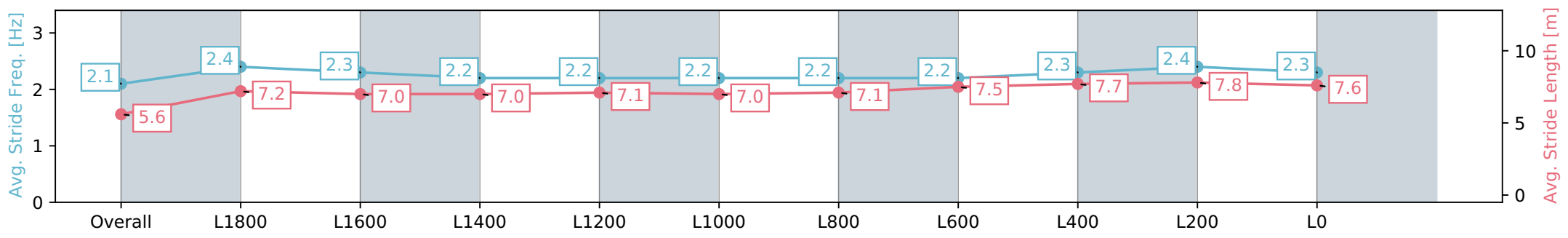
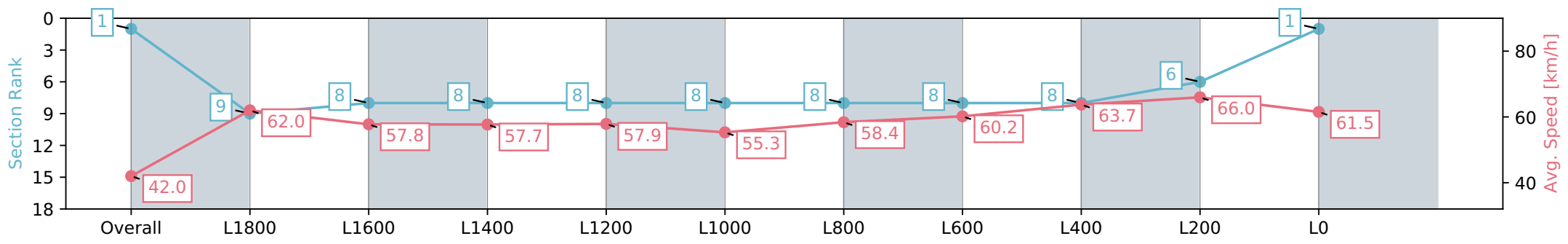
Ellerslie NZ - Professional
 Race 6: EAGLE TECHNOLOGY AVONDALE GUINEAS - 2100m



17 February 2024 - 4:05PM

Track Rating: Good 4, Weather: Fine, Rail Position: +6m

Section	Overall	L1800	L1600	L1400	L1200	L1000	L800	L600	L400	L200	L0
Section Times	2:09.58 [1] (0:08.60)	2:00.98 [9] (0:11.59)	1:49.39 [8] (0:12.51)	1:36.88 [8] (0:12.54)	1:24.34 [8] (0:12.46)	1:11.88 [8] (0:13.08)	0:58.80 [8] (0:12.42)	0:46.38 [8] (0:12.14)	0:34.24 [8] (0:11.59)	0:22.65 [6] (0:10.95)	0:11.70 [1] (0:11.70)
Average Speed [km/h]	42.0	62.0	57.8	57.7	57.9	55.3	58.4	60.2	63.7	66.0	61.5
Top Speed [km/h]	59.7	64.1	60.4	58.6	60.3	57.1	59.7	60.8	66.1	67.6	64.4
Avg. Dist. to Rail [m]	3.3	0.6	0.4	1.1	1.5	2.2	2.1	2.8	4.5	5.7	5.7
Avg. Stride Freq. [Hz]	2.1	2.4	2.3	2.2	2.2	2.2	2.2	2.2	2.3	2.4	2.3
Avg. Stride Length [m]	5.6	7.2	7.0	7.0	7.1	7.0	7.1	7.5	7.7	7.8	7.6



- [] Ranking at each section and finish
- :-:- No data available at this section
- NA No data available

Horse/Jockey Name	JUST AS SHARP
Finish Rank	2
Fastest Section Time (Section)	0:08.39 (Overall)
Top Speed [km/h] (Section)	64.9 (L2000)
Race State	Finished



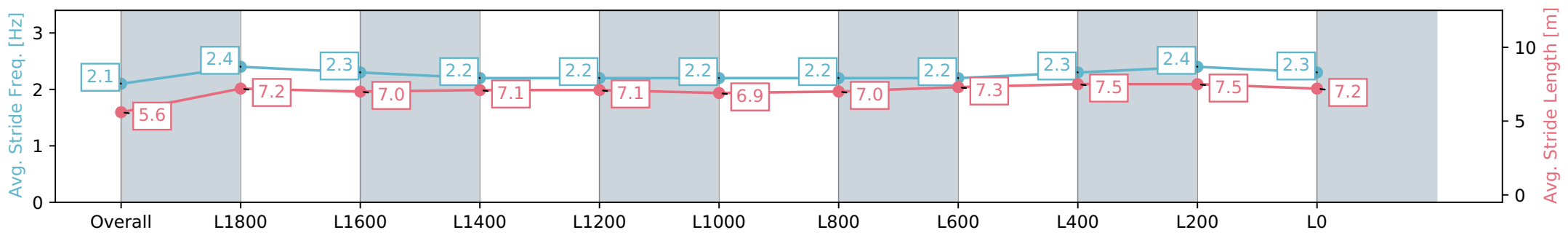
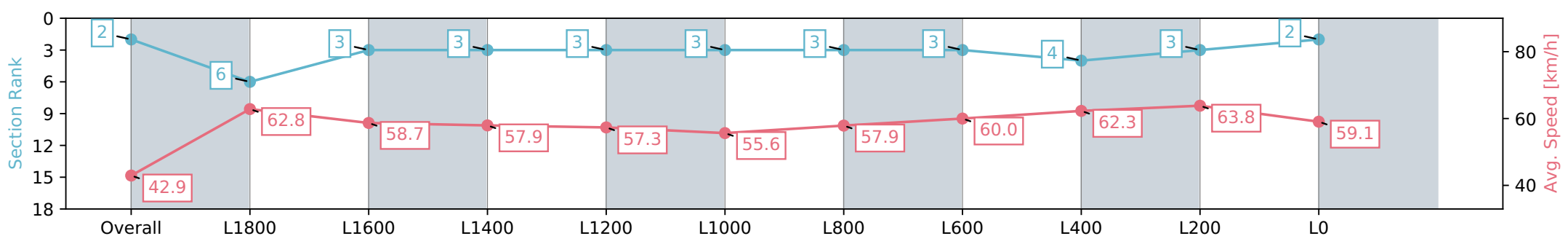
Ellerslie NZ - Professional
 Race 6: EAGLE TECHNOLOGY AVONDALE GUINEAS - 2100m



17 February 2024 - 4:05PM

Track Rating: Good 4, Weather: Fine, Rail Position: +6m

Section	Overall	L1800	L1600	L1400	L1200	L1000	L800	L600	L400	L200	L0
Section Times	2:10.13 [2] (0:08.39)	2:01.74 [6] (0:11.47)	1:50.27 [3] (0:12.31)	1:37.96 [3] (0:12.44)	1:25.52 [3] (0:12.57)	1:12.94 [3] (0:13.02)	0:59.92 [3] (0:12.51)	0:47.41 [3] (0:12.14)	0:35.27 [4] (0:11.79)	0:23.48 [3] (0:11.30)	0:12.18 [2] (0:12.18)
Average Speed [km/h]	42.9	62.8	58.7	57.9	57.3	55.6	57.9	60.0	62.3	63.8	59.1
Top Speed [km/h]	59.9	64.9	61.5	59.9	59.6	56.6	59.2	61.2	64.3	64.7	63.6
Avg. Dist. to Rail [m]	0.6	0.9	0.3	0.8	1.5	2.1	2.0	2.4	3.3	4.5	4.5
Avg. Stride Freq. [Hz]	2.1	2.4	2.3	2.2	2.2	2.2	2.2	2.2	2.3	2.4	2.3
Avg. Stride Length [m]	5.6	7.2	7.0	7.1	7.1	6.9	7.0	7.3	7.5	7.5	7.2



Report Created: Sat 17 February 2024 14:30:53 GMT+11 (Note: Timing is based on positional data)

- [] Ranking at each section and finish
- :-:- No data available at this section
- NA No data available

Horse/Jockey Name	INTERLINKED
Finish Rank	3
Fastest Section Time (Section)	0:08.33 (Overall)
Top Speed [km/h] (Section)	64.4 (L400)
Race State	Finished



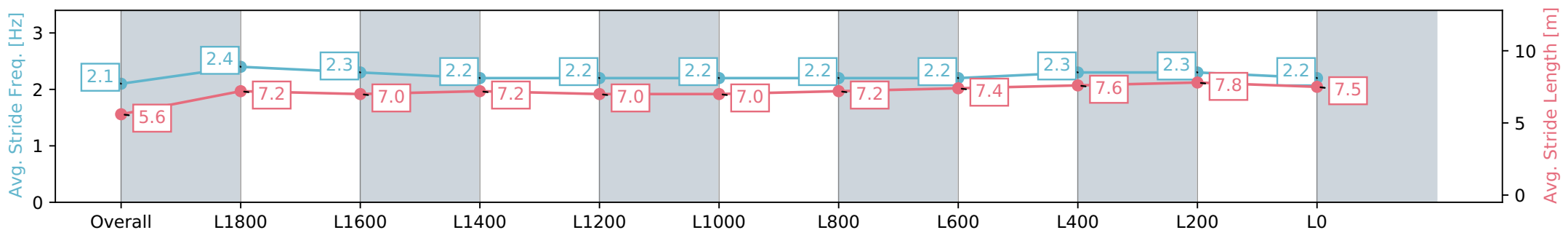
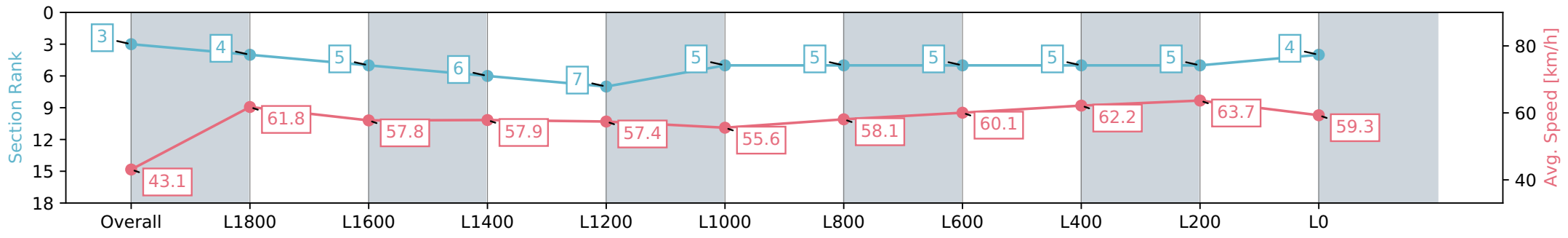
Ellerslie NZ - Professional
 Race 6: EAGLE TECHNOLOGY AVONDALE GUINEAS - 2100m



17 February 2024 - 4:05PM

Track Rating: Good 4, Weather: Fine, Rail Position: +6m

Section	Overall	L1800	L1600	L1400	L1200	L1000	L800	L600	L400	L200	L0
Section Times	2:10.32 [3] (0:08.33)	2:01.99 [4] (0:11.60)	1:50.39 [5] (0:12.46)	1:37.93 [6] (0:12.51)	1:25.42 [7] (0:12.54)	1:12.88 [5] (0:13.03)	0:59.85 [5] (0:12.47)	0:47.38 [5] (0:12.15)	0:35.23 [5] (0:11.75)	0:23.48 [5] (0:11.32)	0:12.16 [4] (0:12.16)
Average Speed [km/h]	43.1	61.8	57.8	57.9	57.4	55.6	58.1	60.1	62.2	63.7	59.3
Top Speed [km/h]	58.7	63.9	59.9	59.6	59.6	56.5	59.5	61.4	63.9	64.4	62.8
Avg. Dist. to Rail [m]	1.5	1.3	0.8	0.8	1.3	2.2	2.0	2.4	2.8	3.2	4.4
Avg. Stride Freq. [Hz]	2.1	2.4	2.3	2.2	2.2	2.2	2.2	2.2	2.2	2.3	2.2
Avg. Stride Length [m]	5.6	7.2	7.0	7.0	7.0	7.0	7.2	7.4	7.6	7.8	7.5



[] Ranking at each section and finish
 -:-:- No data available at this section
 NA No data available

Horse/Jockey Name	ASCEND THE THRONE
Finish Rank	4
Fastest Section Time (Section)	0:08.74 (Overall)
Top Speed [km/h] (Section)	64.3 (L600)
Race State	Finished



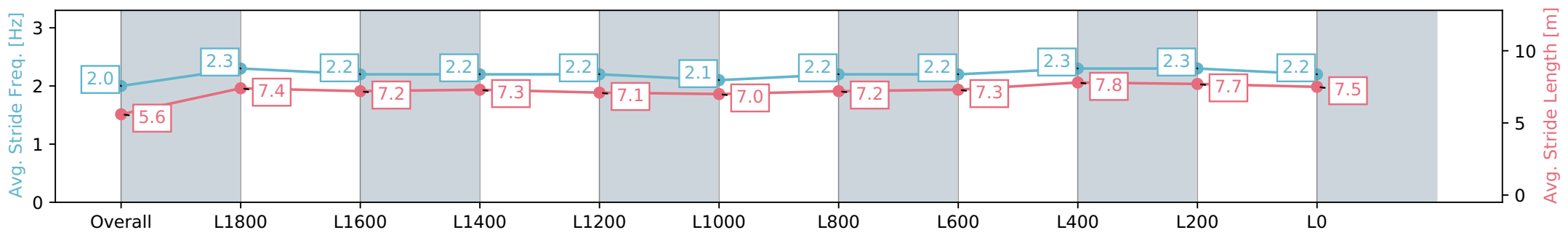
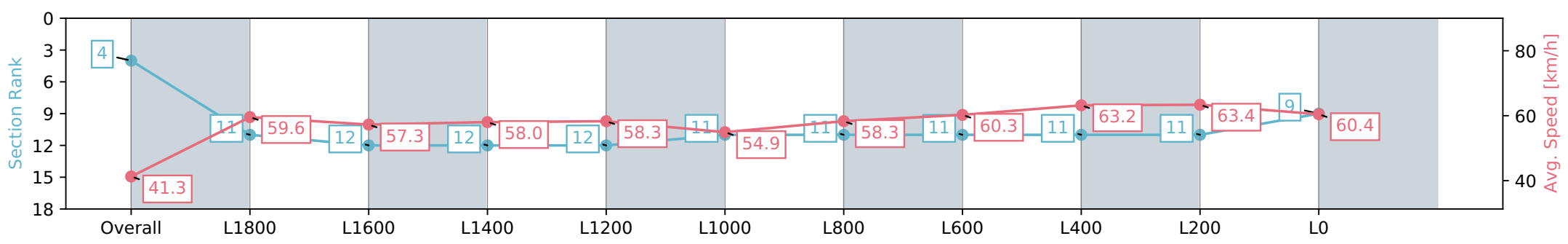
Ellerslie NZ - Professional
 Race 6: EAGLE TECHNOLOGY AVONDALE GUINEAS - 2100m



17 February 2024 - 4:05PM

Track Rating: Good 4, Weather: Fine, Rail Position: +6m

Section	Overall	L1800	L1600	L1400	L1200	L1000	L800	L600	L400	L200	L0
Section Times	2:10.61 [4] (0:08.74)	2:01.87 [11] (0:12.12)	1:49.75 [12] (0:12.60)	1:37.15 [12] (0:12.40)	1:24.75 [12] (0:12.35)	1:12.40 [11] (0:13.16)	0:59.24 [11] (0:12.38)	0:46.86 [11] (0:12.05)	0:34.81 [11] (0:11.53)	0:23.28 [11] (0:11.38)	0:11.90 [9] (0:11.90)
Average Speed [km/h]	41.3	59.6	57.3	58.0	58.3	54.9	58.3	60.3	63.2	63.4	60.4
Top Speed [km/h]	57.1	61.6	59.6	59.0	59.7	56.3	60.4	61.6	64.3	64.2	62.8
Avg. Dist. to Rail [m]	8.7	2.8	0.6	0.4	0.5	1.2	1.0	1.4	2.2	4.6	6.0
Avg. Stride Freq. [Hz]	2.0	2.3	2.2	2.2	2.2	2.1	2.2	2.2	2.3	2.3	2.2
Avg. Stride Length [m]	5.6	7.4	7.2	7.3	7.1	7.0	7.2	7.3	7.8	7.7	7.5



Report Created: Sat 17 February 2024 14:31:02 GMT+11 (Note: Timing is based on positional data)

- [] Ranking at each section and finish
- :-:- No data available at this section
- NA No data available



Horse/Jockey Name	MOSINVADER
Finish Rank	5
Fastest Section Time (Section)	0:08.49 (Overall)
Top Speed [km/h] (Section)	65.6 (L400)
Race State	Finished



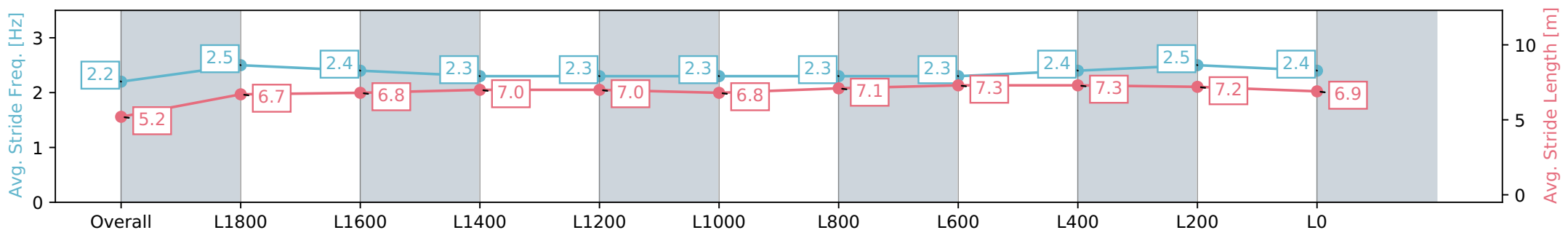
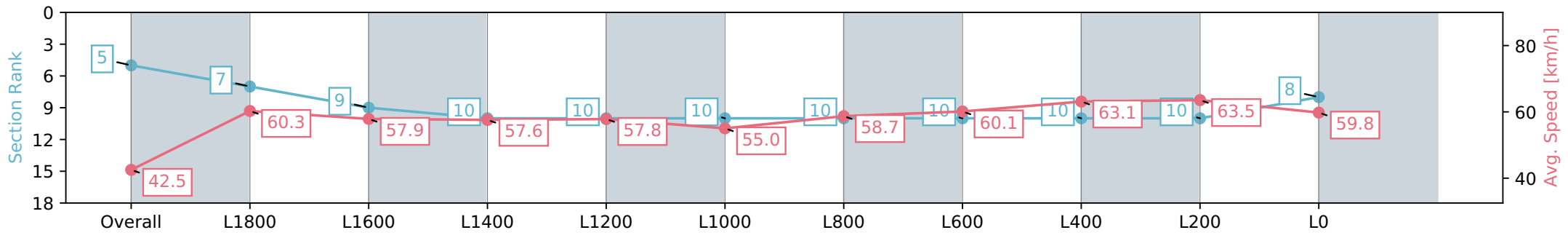
Ellerslie NZ - Professional
 Race 6: EAGLE TECHNOLOGY AVONDALE GUINEAS - 2100m



17 February 2024 - 4:05PM

Track Rating: Good 4, Weather: Fine, Rail Position: +6m

Section	Overall	L1800	L1600	L1400	L1200	L1000	L800	L600	L400	L200	L0
Section Times	2:10.69 [5] (0:08.49)	2:02.20 [7] (0:12.00)	1:50.20 [9] (0:12.56)	1:37.64 [10] (0:12.60)	1:25.04 [10] (0:12.47)	1:12.57 [10] (0:13.14)	0:59.43 [10] (0:12.28)	0:47.15 [10] (0:12.04)	0:35.11 [10] (0:11.69)	0:23.42 [10] (0:11.37)	0:12.05 [8] (0:12.05)
Average Speed [km/h]	42.5	60.3	57.9	57.6	57.8	55.0	58.7	60.1	63.1	63.5	59.8
Top Speed [km/h]	57.4	61.1	59.5	58.7	59.2	56.8	61.2	61.8	65.2	65.6	62.5
Avg. Dist. to Rail [m]	4.6	2.5	1.7	1.4	1.1	1.3	0.5	1.1	4.1	7.9	8.2
Avg. Stride Freq. [Hz]	2.2	2.5	2.4	2.3	2.3	2.3	2.3	2.3	2.4	2.5	2.4
Avg. Stride Length [m]	5.2	6.7	6.8	7.0	7.0	6.8	7.1	7.3	7.3	7.2	6.9



Report Created: Sat 17 February 2024 14:31:07 GMT+11 (Note: Timing is based on positional data)

- [] Ranking at each section and finish
- :-:- No data available at this section
- NA No data available

Horse/Jockey Name	HIGH COUNTRY
Finish Rank	6
Fastest Section Time (Section)	0:08.08 (Overall)
Top Speed [km/h] (Section)	64.5 (L2000)
Race State	Finished



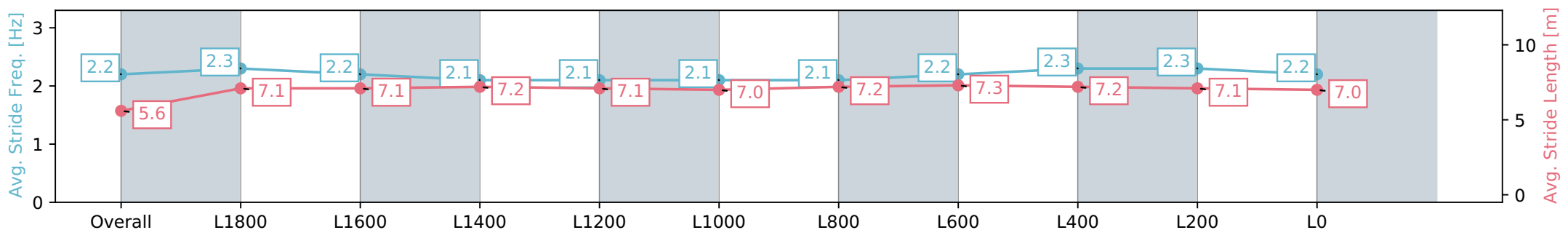
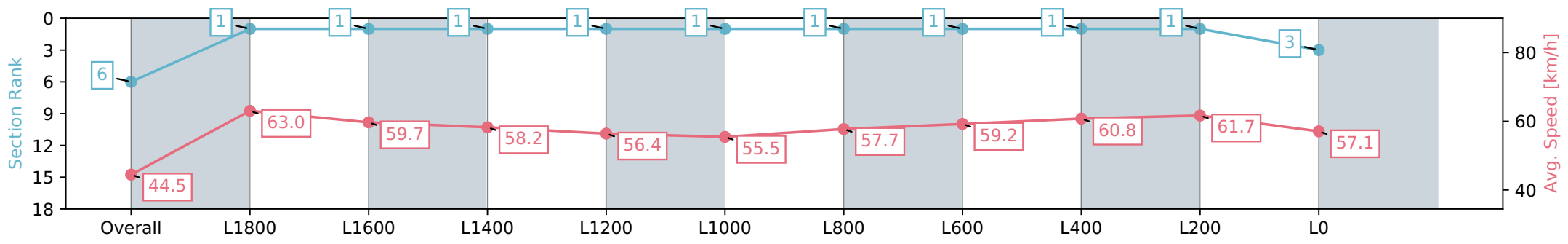
Ellerslie NZ - Professional
 Race 6: EAGLE TECHNOLOGY AVONDALE GUINEAS - 2100m



17 February 2024 - 4:05PM

Track Rating: Good 4, Weather: Fine, Rail Position: +6m

Section	Overall	L1800	L1600	L1400	L1200	L1000	L800	L600	L400	L200	L0
Section Times	2:10.73 [6] (0:08.08)	2:02.65 [1] (0:11.46)	1:51.19 [1] (0:12.06)	1:39.13 [1] (0:12.36)	1:26.77 [1] (0:12.77)	1:14.00 [1] (0:13.02)	1:00.98 [1] (0:12.52)	0:48.46 [1] (0:12.24)	0:36.22 [1] (0:11.91)	0:24.31 [1] (0:11.71)	0:12.60 [3] (0:12.60)
Average Speed [km/h]	44.5	63.0	59.7	58.2	56.4	55.5	57.7	59.2	60.8	61.7	57.1
Top Speed [km/h]	59.9	64.5	61.3	59.2	58.9	56.2	58.6	59.9	62.3	62.7	59.6
Avg. Dist. to Rail [m]	6.1	2.9	0.3	0.4	0.8	1.2	1.2	1.4	1.3	0.8	0.5
Avg. Stride Freq. [Hz]	2.2	2.3	2.2	2.1	2.1	2.1	2.1	2.2	2.3	2.3	2.2
Avg. Stride Length [m]	5.6	7.1	7.1	7.2	7.1	7.0	7.2	7.3	7.2	7.1	7.0



- [] Ranking at each section and finish
- :-:- No data available at this section
- NA No data available

Horse/Jockey Name	TOKYO TYCOON
Finish Rank	7
Fastest Section Time (Section)	0:08.18 (Overall)
Top Speed [km/h] (Section)	64.5 (L2000)
Race State	Finished



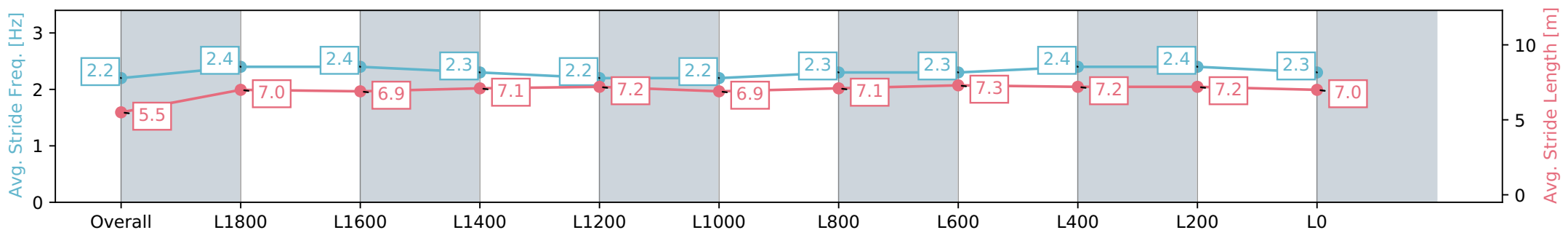
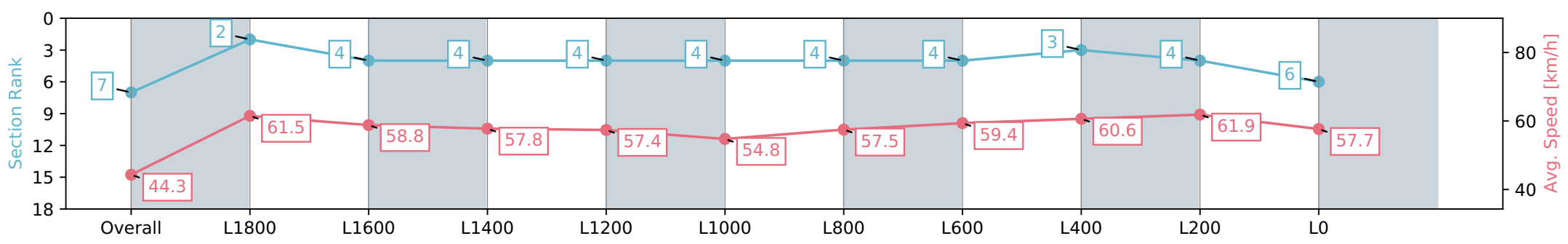
Ellerslie NZ - Professional
 Race 6: EAGLE TECHNOLOGY AVONDALE GUINEAS - 2100m



17 February 2024 - 4:05PM

Track Rating: Good 4, Weather: Fine, Rail Position: +6m

Section	Overall	L1800	L1600	L1400	L1200	L1000	L800	L600	L400	L200	L0
Section Times	2:10.84 [7] (0:08.18)	2:02.66 [2] (0:11.70)	1:50.96 [4] (0:12.30)	1:38.66 [4] (0:12.51)	1:26.15 [4] (0:12.54)	1:13.61 [4] (0:13.12)	1:00.49 [4] (0:12.47)	0:48.02 [4] (0:12.00)	0:36.02 [3] (0:11.90)	0:24.12 [4] (0:11.63)	0:12.49 [6] (0:12.49)
Average Speed [km/h]	44.3	61.5	58.8	57.8	57.4	54.8	57.5	59.4	60.6	61.9	57.7
Top Speed [km/h]	59.5	64.5	61.1	59.6	59.4	56.1	59.1	59.8	62.2	63.0	60.5
Avg. Dist. to Rail [m]	0.5	0.3	0.6	0.5	0.4	0.3	1.7	2.3	0.9	2.8	4.1
Avg. Stride Freq. [Hz]	2.2	2.4	2.4	2.3	2.2	2.2	2.3	2.3	2.4	2.4	2.3
Avg. Stride Length [m]	5.5	7.0	6.9	7.1	7.2	6.9	7.1	7.3	7.2	7.2	7.0



[] Ranking at each section and finish
 -:-:- No data available at this section
 NA No data available

Horse/Jockey Name	MONDAY MELODY
Finish Rank	8
Fastest Section Time (Section)	0:08.37 (Overall)
Top Speed [km/h] (Section)	64.6 (L600)
Race State	Finished



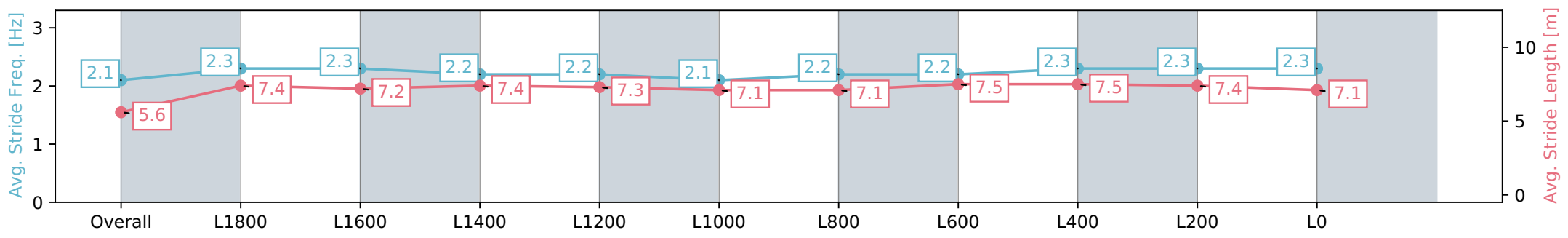
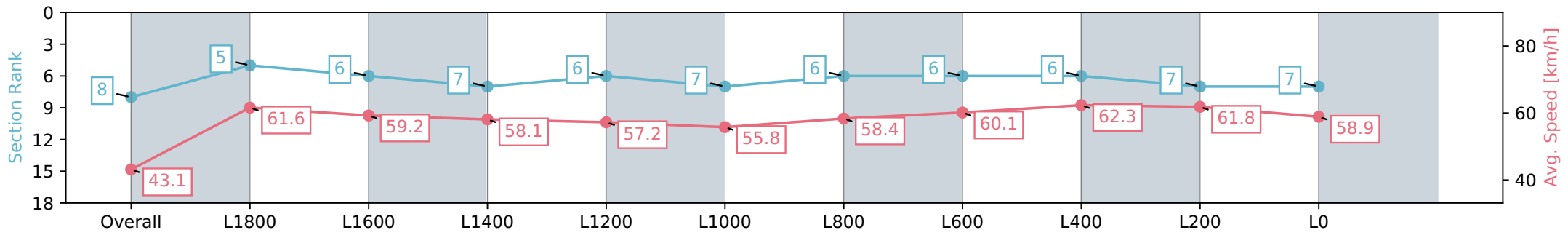
Ellerslie NZ - Professional
 Race 6: EAGLE TECHNOLOGY AVONDALE GUINEAS - 2100m



17 February 2024 - 4:05PM

Track Rating: Good 4, Weather: Fine, Rail Position: +6m

Section	Overall	L1800	L1600	L1400	L1200	L1000	L800	L600	L400	L200	L0
Section Times	2:10.88 [8] (0:08.37)	2:02.51 [5] (0:11.75)	1:50.76 [6] (0:12.28)	1:38.47 [7] (0:12.46)	1:26.01 [6] (0:12.60)	1:13.41 [7] (0:13.01)	1:00.40 [6] (0:12.47)	0:47.93 [6] (0:12.16)	0:35.77 [6] (0:11.84)	0:23.93 [7] (0:11.68)	0:12.25 [7] (0:12.25)
Average Speed [km/h]	43.1	61.6	59.2	58.1	57.2	55.8	58.4	60.1	62.3	61.8	58.9
Top Speed [km/h]	59.8	62.4	60.6	59.0	58.1	57.4	59.7	61.8	64.6	63.6	61.1
Avg. Dist. to Rail [m]	9.7	4.0	1.8	1.2	1.8	2.9	2.8	3.3	4.4	6.2	7.8
Avg. Stride Freq. [Hz]	2.1	2.3	2.3	2.2	2.2	2.1	2.2	2.2	2.3	2.3	2.3
Avg. Stride Length [m]	5.6	7.4	7.2	7.4	7.3	7.1	7.1	7.5	7.5	7.4	7.1



- [] Ranking at each section and finish
- :-:- No data available at this section
- NA No data available

Horse/Jockey Name	FIRST FIVE
Finish Rank	9
Fastest Section Time (Section)	0:08.28 (Overall)
Top Speed [km/h] (Section)	65.4 (L2000)
Race State	Finished



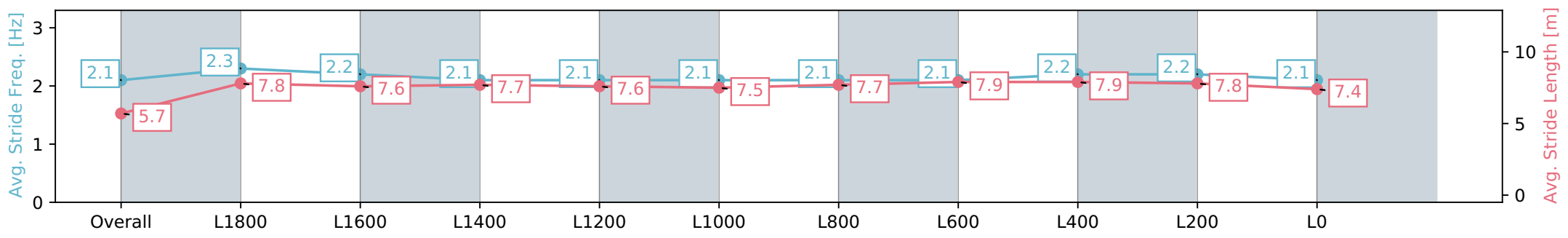
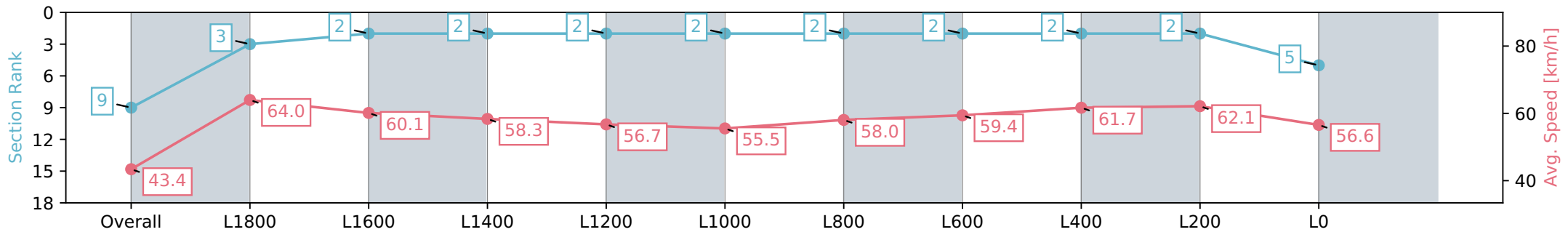
Ellerslie NZ - Professional
 Race 6: EAGLE TECHNOLOGY AVONDALE GUINEAS - 2100m



17 February 2024 - 4:05PM

Track Rating: Good 4, Weather: Fine, Rail Position: +6m

Section	Overall	L1800	L1600	L1400	L1200	L1000	L800	L600	L400	L200	L0
Section Times	2:10.93 [9] (0:08.28)	2:02.64 [3] (0:11.34)	1:51.30 [2] (0:12.16)	1:39.14 [2] (0:12.45)	1:26.69 [2] (0:12.70)	1:13.99 [2] (0:13.03)	1:00.96 [2] (0:12.46)	0:48.50 [2] (0:12.24)	0:36.26 [2] (0:11.92)	0:24.34 [2] (0:11.60)	0:12.74 [5] (0:12.74)
Average Speed [km/h]	43.4	64.0	60.1	58.3	56.7	55.5	58.0	59.4	61.7	62.1	56.6
Top Speed [km/h]	62.9	65.4	62.8	58.8	58.2	56.1	60.0	60.0	63.6	63.3	60.1
Avg. Dist. to Rail [m]	9.6	4.1	2.3	1.7	1.7	1.9	1.5	1.9	3.6	3.8	4.1
Avg. Stride Freq. [Hz]	2.1	2.3	2.2	2.1	2.1	2.1	2.1	2.1	2.2	2.2	2.1
Avg. Stride Length [m]	5.7	7.8	7.6	7.6	7.7	7.6	7.5	7.7	7.9	7.8	7.4



- [] Ranking at each section and finish
- :-:- No data available at this section
- NA No data available

Horse/Jockey Name	PERFECTMANZ
Finish Rank	10
Fastest Section Time (Section)	0:08.56 (Overall)
Top Speed [km/h] (Section)	63.8 (L2000)
Race State	Finished



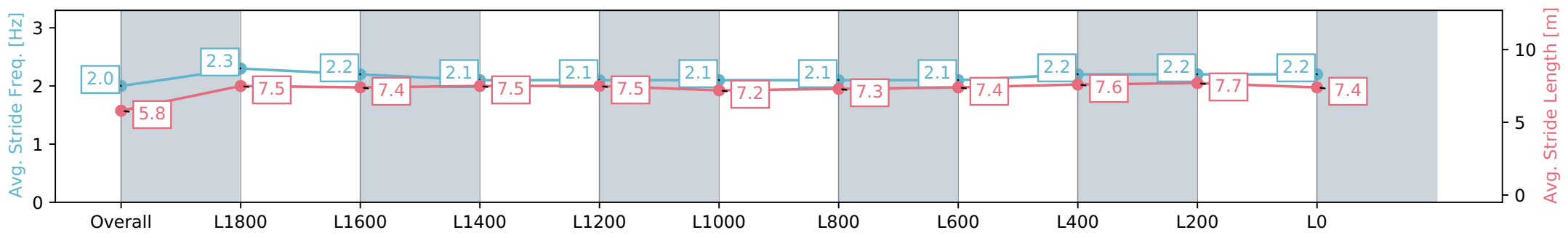
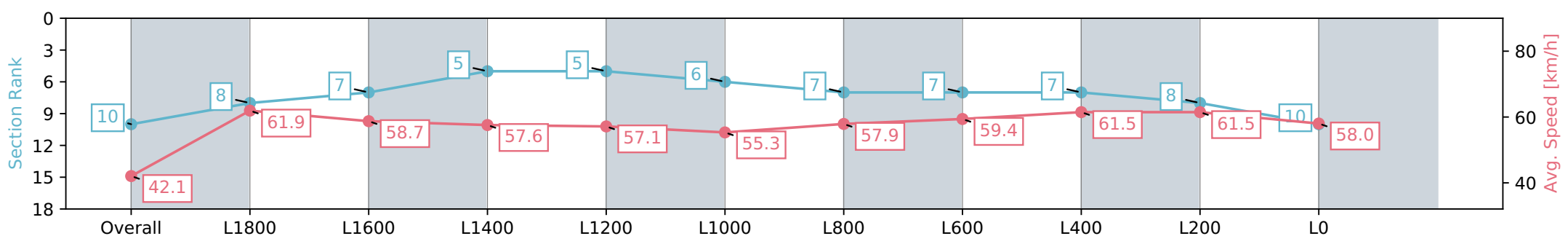
Ellerslie NZ - Professional
 Race 6: EAGLE TECHNOLOGY AVONDALE GUINEAS - 2100m



17 February 2024 - 4:05PM

Track Rating: Good 4, Weather: Fine, Rail Position: +6m

Section	Overall	L1800	L1600	L1400	L1200	L1000	L800	L600	L400	L200	L0
Section Times	2:11.13 [10] (0:08.56)	2:02.57 [8] (0:11.57)	1:50.99 [7] (0:12.19)	1:38.80 [5] (0:12.53)	1:26.27 [5] (0:12.59)	1:13.68 [6] (0:13.08)	1:00.60 [7] (0:12.46)	0:48.14 [7] (0:12.18)	0:35.96 [7] (0:11.83)	0:24.13 [8] (0:11.71)	0:12.42 [10] (0:12.42)
Average Speed [km/h]	42.1	61.9	58.7	57.6	57.1	55.3	57.9	59.4	61.5	61.5	58.0
Top Speed [km/h]	60.2	63.8	59.9	59.4	59.3	56.7	58.8	60.7	62.3	62.4	60.5
Avg. Dist. to Rail [m]	1.2	1.6	1.0	0.5	0.6	1.1	1.0	1.3	1.6	1.2	1.1
Avg. Stride Freq. [Hz]	2.0	2.3	2.2	2.1	2.1	2.1	2.1	2.1	2.2	2.2	2.2
Avg. Stride Length [m]	5.8	7.5	7.4	7.5	7.5	7.2	7.3	7.4	7.6	7.7	7.4



[] Ranking at each section and finish
 -:-:- No data available at this section
 NA No data available

Horse/Jockey Name	ANTRIM COAST
Finish Rank	11
Fastest Section Time (Section)	0:09.06 (Overall)
Top Speed [km/h] (Section)	65.6 (L400)
Race State	Finished



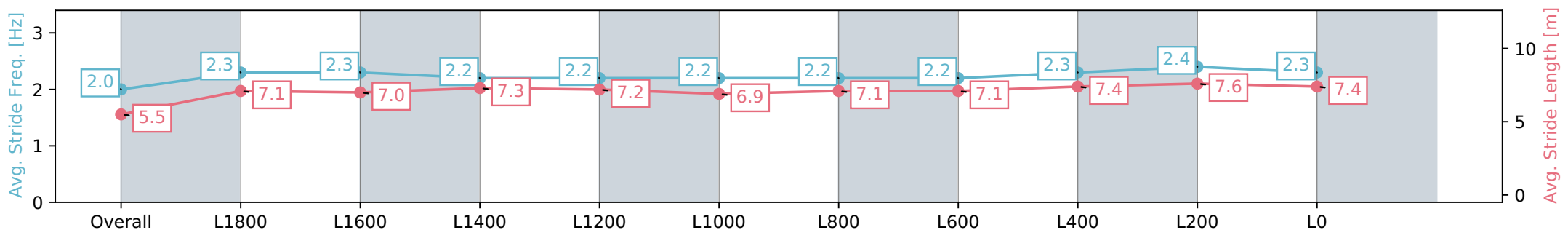
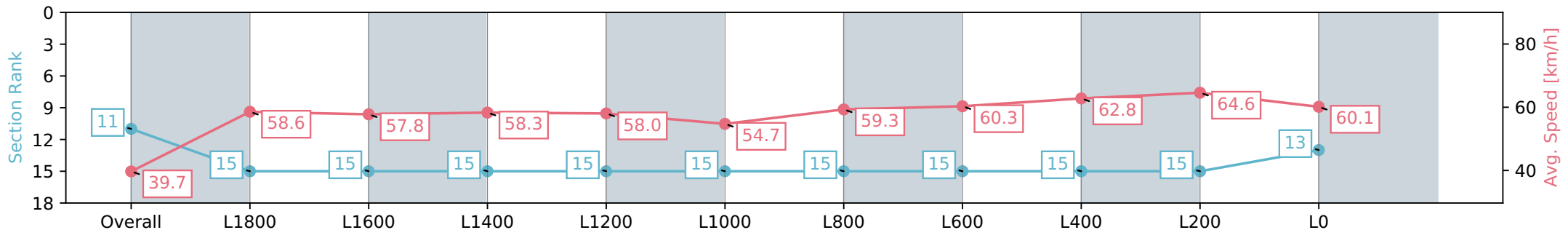
Ellerslie NZ - Professional
 Race 6: EAGLE TECHNOLOGY AVONDALE GUINEAS - 2100m



17 February 2024 - 4:05PM

Track Rating: Good 4, Weather: Fine, Rail Position: +6m

Section	Overall	L1800	L1600	L1400	L1200	L1000	L800	L600	L400	L200	L0
Section Times	2:11.14 [11] (0:09.06)	2:02.08 [15] (0:12.34)	1:49.74 [15] (0:12.56)	1:37.18 [15] (0:12.44)	1:24.74 [15] (0:12.41)	1:12.33 [15] (0:13.22)	0:59.11 [15] (0:12.23)	0:46.88 [15] (0:12.06)	0:34.82 [15] (0:11.65)	0:23.17 [15] (0:11.19)	0:11.98 [13] (0:11.98)
Average Speed [km/h]	39.7	58.6	57.8	58.3	58.0	54.7	59.3	60.3	62.8	64.6	60.1
Top Speed [km/h]	52.2	61.2	59.9	59.0	61.0	56.6	62.1	62.0	65.1	65.6	63.4
Avg. Dist. to Rail [m]	10.0	1.7	1.4	1.0	1.4	2.0	1.8	2.3	2.9	6.8	7.2
Avg. Stride Freq. [Hz]	2.0	2.3	2.3	2.2	2.2	2.2	2.2	2.2	2.2	2.3	2.3
Avg. Stride Length [m]	5.5	7.1	7.0	7.3	7.2	6.9	7.1	7.1	7.4	7.6	7.4



Report Created: Sat 17 February 2024 14:31:33 GMT+11 (Note: Timing is based on positional data)

- [] Ranking at each section and finish
- :-:- No data available at this section
- NA No data available

Horse/Jockey Name	THE WEAPON
Finish Rank	12
Fastest Section Time (Section)	0:08.92 (Overall)
Top Speed [km/h] (Section)	64.4 (L600)
Race State	Finished



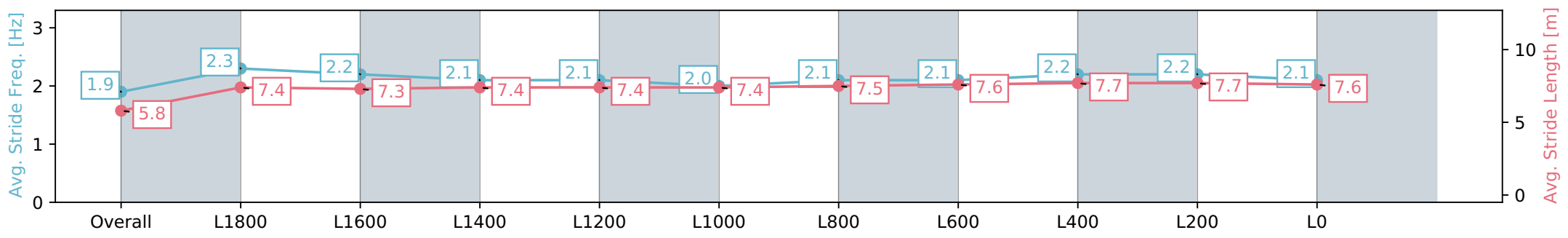
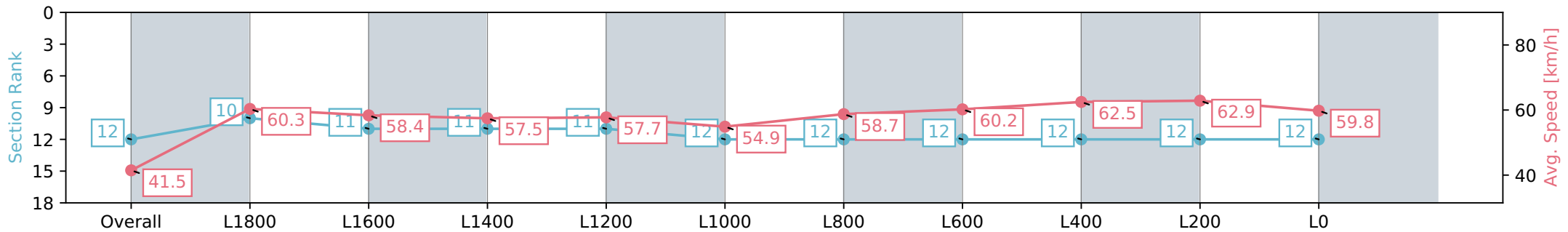
Ellerslie NZ - Professional
 Race 6: EAGLE TECHNOLOGY AVONDALE GUINEAS - 2100m



17 February 2024 - 4:05PM

Track Rating: Good 4, Weather: Fine, Rail Position: +6m

Section	Overall	L1800	L1600	L1400	L1200	L1000	L800	L600	L400	L200	L0
Section Times	2:11.14 [12] (0:08.92)	2:02.22 [12] (0:11.72)	1:50.50 [10] (0:12.28)	1:38.21 [9] (0:12.40)	1:25.81 [9] (0:12.51)	1:13.30 [9] (0:13.14)	1:00.16 [9] (0:12.39)	0:47.77 [9] (0:12.11)	0:35.66 [9] (0:11.63)	0:24.03 [9] (0:11.60)	0:12.43 [11] (0:12.43)
Average Speed [km/h]	40.4	61.3	58.3	58.1	57.5	55.0	58.3	60.0	62.8	62.3	57.9
Top Speed [km/h]	57.0	62.6	59.6	59.1	59.8	56.5	60.5	61.7	64.4	64.4	60.6
Avg. Dist. to Rail [m]	3.0	0.6	0.6	0.3	0.6	1.3	1.2	1.7	2.9	4.8	5.6
Avg. Stride Freq. [Hz]	2.2	2.3	2.2	2.2	2.1	2.1	2.1	2.2	2.2	2.2	2.2
Avg. Stride Length [m]	5.1	7.4	7.4	7.3	7.2	7.0	7.2	7.5	7.7	7.7	7.4



- [] Ranking at each section and finish
- :-:- No data available at this section
- NA No data available

Horse/Jockey Name	CITY GOLD READY
Finish Rank	12
Fastest Section Time (Section)	0:08.72 (Overall)
Top Speed [km/h] (Section)	63.4 (L600)
Race State	Finished



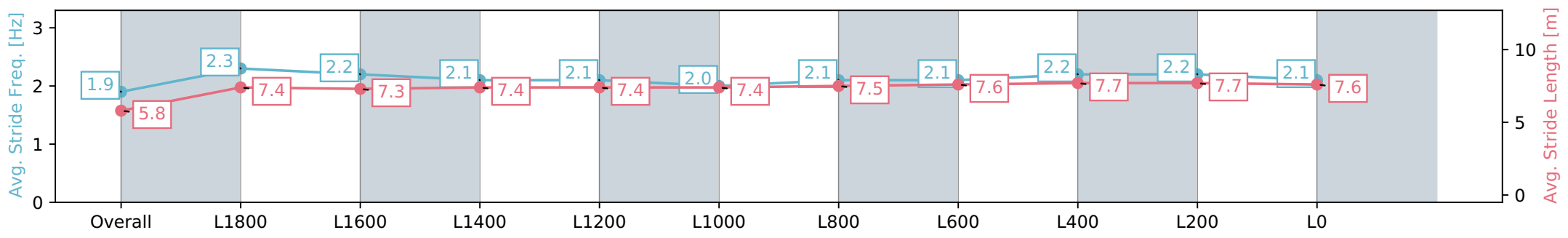
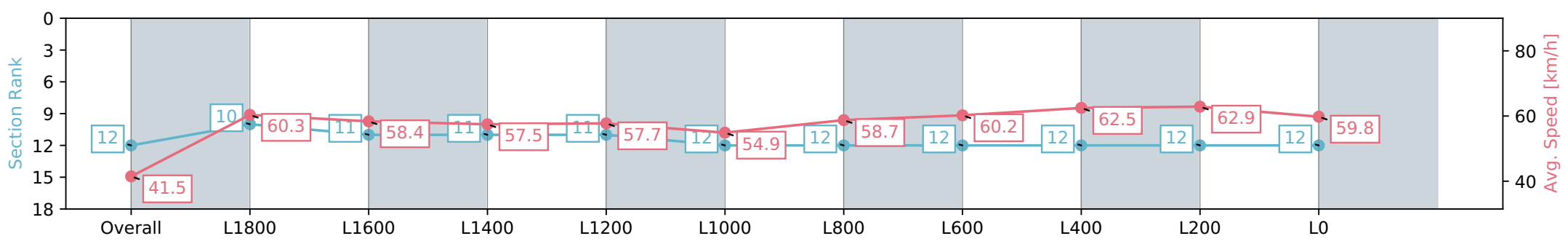
Ellerslie NZ - Professional
 Race 6: EAGLE TECHNOLOGY AVONDALE GUINEAS - 2100m



17 February 2024 - 4:05PM

Track Rating: Good 4, Weather: Fine, Rail Position: +6m

Section	Overall	L1800	L1600	L1400	L1200	L1000	L800	L600	L400	L200	L0
Section Times	2:11.14 [12] (0:08.72)	2:02.42 [10] (0:12.00)	1:50.42 [11] (0:12.45)	1:37.97 [11] (0:12.63)	1:25.34 [11] (0:12.45)	1:12.89 [12] (0:13.20)	0:59.69 [12] (0:12.36)	0:47.33 [12] (0:12.09)	0:35.24 [12] (0:11.71)	0:23.53 [12] (0:11.49)	0:12.04 [12] (0:12.04)
Average Speed [km/h]	41.5	60.3	58.4	57.5	57.7	54.9	58.7	60.2	62.5	62.9	59.8
Top Speed [km/h]	57.3	62.6	60.4	58.2	59.3	56.3	61.1	61.3	63.4	63.4	62.0
Avg. Dist. to Rail [m]	12.3	3.7	1.4	1.3	1.7	2.2	2.1	2.4	2.8	5.2	4.2
Avg. Stride Freq. [Hz]	1.9	2.3	2.2	2.1	2.1	2.0	2.1	2.1	2.2	2.2	2.1
Avg. Stride Length [m]	5.8	7.4	7.3	7.4	7.4	7.4	7.5	7.6	7.7	7.7	7.6



- [] Ranking at each section and finish
- :-:- No data available at this section
- NA No data available

Horse/Jockey Name	NOTABADSPILLANE
Finish Rank	14
Fastest Section Time (Section)	0:08.94 (Overall)
Top Speed [km/h] (Section)	64.6 (L600)
Race State	Finished



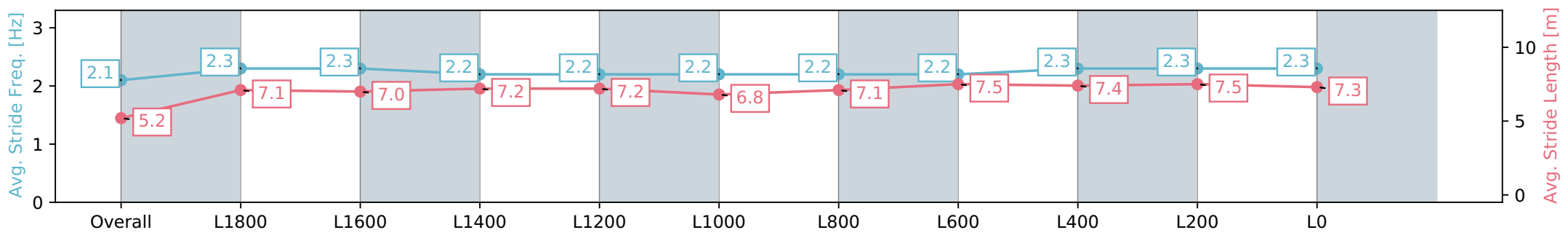
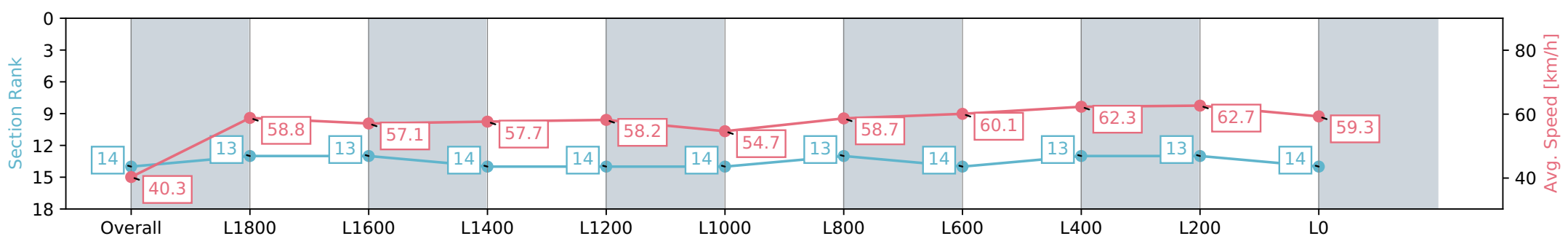
Ellerslie NZ - Professional
 Race 6: EAGLE TECHNOLOGY AVONDALE GUINEAS - 2100m



17 February 2024 - 4:05PM

Track Rating: Good 4, Weather: Fine, Rail Position: +6m

Section	Overall	L1800	L1600	L1400	L1200	L1000	L800	L600	L400	L200	L0
Section Times	2:11.45 [14] (0:08.94)	2:02.51 [13] (0:12.20)	1:50.31 [13] (0:12.56)	1:37.75 [14] (0:12.50)	1:25.25 [14] (0:12.39)	1:12.86 [14] (0:13.18)	0:59.68 [13] (0:12.33)	0:47.35 [14] (0:12.04)	0:35.31 [13] (0:11.68)	0:23.63 [13] (0:11.49)	0:12.14 [14] (0:12.14)
Average Speed [km/h]	40.3	58.8	57.1	57.7	58.2	54.7	58.7	60.1	62.3	62.7	59.3
Top Speed [km/h]	56.8	60.7	58.7	58.8	59.6	57.1	61.0	61.1	64.6	63.4	61.9
Avg. Dist. to Rail [m]	5.1	0.8	0.8	0.4	0.6	1.2	1.0	1.3	1.6	2.0	1.2
Avg. Stride Freq. [Hz]	2.1	2.3	2.3	2.2	2.2	2.2	2.2	2.2	2.3	2.3	2.3
Avg. Stride Length [m]	5.2	7.1	7.0	7.2	7.2	6.8	7.1	7.5	7.4	7.5	7.3



[] Ranking at each section and finish
 -:-:- No data available at this section
 NA No data available

Horse/Jockey Name	WHAT YOU WISH FOR
Finish Rank	15
Fastest Section Time (Section)	0:09.03 (Overall)
Top Speed [km/h] (Section)	64.0 (L400)
Race State	Finished



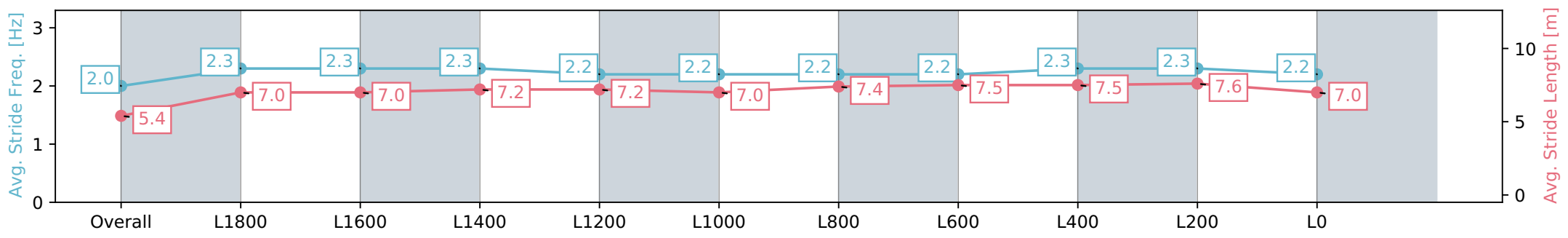
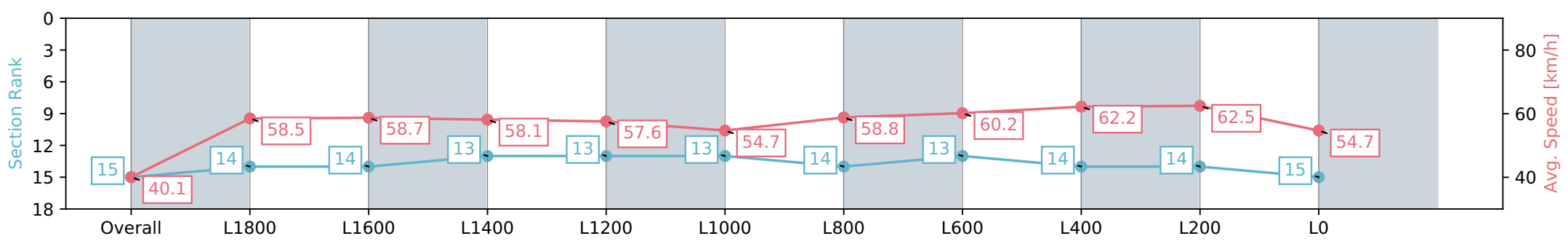
Ellerslie NZ - Professional
 Race 6: EAGLE TECHNOLOGY AVONDALE GUINEAS - 2100m



17 February 2024 - 4:05PM

Track Rating: Good 4, Weather: Fine, Rail Position: +6m

Section	Overall	L1800	L1600	L1400	L1200	L1000	L800	L600	L400	L200	L0
Section Times	2:12.63 [15] (0:09.03)	2:03.60 [14] (0:12.28)	1:51.31 [14] (0:12.28)	1:39.03 [13] (0:12.49)	1:26.54 [13] (0:12.50)	1:14.04 [13] (0:13.20)	1:00.84 [14] (0:12.27)	0:48.57 [13] (0:12.10)	0:36.47 [14] (0:11.76)	0:24.71 [14] (0:11.55)	0:13.16 [15] (0:13.16)
Average Speed [km/h]	40.1	58.5	58.7	58.1	57.6	54.7	58.8	60.2	62.2	62.5	54.7
Top Speed [km/h]	53.6	60.5	59.7	58.8	59.6	57.0	61.4	61.4	63.5	64.0	59.8
Avg. Dist. to Rail [m]	6.5	1.4	0.9	1.4	1.1	1.6	0.7	2.0	2.9	6.0	6.2
Avg. Stride Freq. [Hz]	2.0	2.3	2.3	2.3	2.2	2.2	2.2	2.2	2.3	2.3	2.2
Avg. Stride Length [m]	5.4	7.0	7.0	7.2	7.2	7.0	7.4	7.5	7.5	7.6	7.0



[] Ranking at each section and finish
 -:-:- No data available at this section
 NA No data available