

Ellerslie NZ
Race 3: EAGLE CHARTERS 1500 - 1500m
17 February 2024 - 1:35PM

Track Rating: Good 4, Weather: Fine, Rail Position: +6m

Section Field Times		Overall	L1400	L1200	L1000	L800	L600						
		1:30.78 (0:07.43)	1:23.35 (0:11.57)	1:11.78 (0:12.41)	0:59.38 (0:12.56)	0:46.82 (0:12.17)	0:34.65 (0:11.69)						
Position	#	Horse/Jockey	Barrier	Top Speed [km/h]	Fastest Section	First 400m							Distance Travelled From Winner [m]
1	7	MISS MARTINI Sam Weatherley	8	66.2 200-0	0:07.49 1400-1200	0:25.42	1:30.78 (0:07.49)	1:23.29 [2] (0:11.91)	1:11.38 [3] (0:12.32)	0:59.06 [2] (0:12.35)	0:46.71 [2] (0:12.21)	0:34.50 [2] (0:11.61)	
2	6	GOOD SPOT Samantha Spratt	3	66.4 200-0	0:07.83 1400-1200	0:25.77	1:30.90 (0:07.83)	1:23.07 [6] (0:11.84)	1:11.23 [6] (0:12.37)	0:58.86 [5] (0:12.32)	0:46.54 [5] (0:12.19)	0:34.35 [6] (0:11.64)	-8
3	3	BURGUNDY IFF Kelly Myers	11	65.9 200-0	0:07.87 1400-1200	0:26.09	1:30.96 (0:07.87)	1:23.09 [7] (0:12.04)	1:11.05 [8] (0:12.37)	0:58.68 [7] (0:12.22)	0:46.46 [6] (0:11.98)	0:34.48 [5] (0:11.43)	-9
4	11	HIWA Masahiro Hashizume	5	65.8 200-0	0:07.95 1400-1200	0:26.07	1:31.08 (0:07.95)	1:23.13 [8] (0:11.95)	1:11.18 [7] (0:12.46)	0:58.72 [8] (0:12.21)	0:46.51 [7] (0:12.16)	0:34.35 [7] (0:11.43)	-4
5	12	MARCELLA Warren Kennedy	6	66.5 200-0	0:07.70 1400-1200	0:25.59	1:31.14 (0:07.70)	1:23.44 [5] (0:11.80)	1:11.64 [4] (0:12.40)	0:59.24 [4] (0:12.32)	0:46.92 [3] (0:12.12)	0:34.80 [3] (0:11.55)	-1
6	5	FINAL PURCHASE Ace Lawson-Carroll	10	67.1 200-0	0:08.03 1400-1200	0:26.52	1:31.18 (0:08.03)	1:23.15 [9] (0:12.09)	1:11.06 [10] (0:12.65)	0:58.41 [11] (0:11.98)	0:46.43 [10] (0:12.05)	0:34.38 [9] (0:11.61)	-4
7	8	SAVACAT Craig Grylls	12	66.6 200-0	0:08.04 1400-1200	0:26.35	1:31.22 (0:08.04)	1:23.18 [10] (0:12.13)	1:11.05 [11] (0:12.34)	0:58.71 [9] (0:12.13)	0:46.58 [9] (0:12.15)	0:34.43 [8] (0:11.62)	+4
8	9	MAFIA MAMMA Matthew Cameron	4	65.2 200-0	0:07.42 1400-1200	0:25.46	1:31.23 (0:07.42)	1:23.81 [1] (0:11.93)	1:11.88 [2] (0:12.49)	0:59.39 [3] (0:12.46)	0:46.93 [4] (0:12.11)	0:34.82 [4] (0:11.55)	-8
9	10	PER LA VITA Tegan Newman	9	65.7 1200-1000	0:07.66 1400-1200	0:25.09	1:31.39 (0:07.66)	1:23.73 [4] (0:11.33)	1:12.40 [1] (0:12.41)	0:59.99 [1] (0:12.55)	0:47.44 [1] (0:12.17)	0:35.27 [1] (0:11.69)	-8
10	1	CIMARRON Hamish McNeill	2	67.6 200-0	0:08.05 1400-1200	0:26.27	1:31.53 (0:08.05)	1:23.48 [11] (0:11.90)	1:11.58 [9] (0:12.66)	0:58.92 [10] (0:12.27)	0:46.65 [11] (0:12.10)	0:34.55 [11] (0:11.47)	-11

Track Rating: Good 4, Weather: Fine, Rail Position: +6m

Section							Overall	L1400	L1200	L1000	L800	L600		
Field Times							1:30.78	1:23.35	1:11.78	0:59.38	0:46.82	0:34.65		
							(0:07.43)	(0:11.57)	(0:12.41)	(0:12.56)	(0:12.17)	(0:11.69)		
Position	#	Horse/Jockey	Barrier	Top Speed [km/h]	Fastest Section	First 400m								Distance Travelled From Winner [m]
11	4	THEODEN	1	63.8	0:07.62	0:25.92	1:32.13	1:24.51 [3]	1:12.48 [5]	0:59.91 [6]	0:47.50 [8]	0:35.29 [10]		-11
		Lily Sutherland		200-0	1400-1200		(0:07.62)	(0:12.03)	(0:12.56)	(0:12.41)	(0:12.21)	(0:11.64)		

Track Rating: Good 4, Weather: Fine, Rail Position: +6m

Section Field Times				L400	L200							
				0:22.97 (0:11.12)	0:11.84 (0:11.84)							
Position	#	Horse/Jockey	Barrier	Top Speed [km/h]	Fastest Section	First 400m			Margin			Distance Travelled From Winner [m]
1	7	MISS MARTINI Sam Weatherley	8	66.2 200-0	0:07.49 1400-1200	0:25.42	0:22.89 [3] (0:11.04)	0:11.85 [1] (0:11.85)	1:30.78			
2	6	GOOD SPOT Samantha Spratt	3	66.4 200-0	0:07.83 1400-1200	0:25.77	0:22.71 [7] (0:11.15)	0:11.56 [7] (0:11.56)	0.8L			-8
3	3	BURGUNDY IFF Kelly Myers	11	65.9 200-0	0:07.87 1400-1200	0:26.09	0:23.05 [4] (0:11.17)	0:11.88 [3] (0:11.88)	1.2L			-9
4	11	HIWA Masahiro Hashizume	5	65.8 200-0	0:07.95 1400-1200	0:26.07	0:22.92 [6] (0:11.09)	0:11.83 [6] (0:11.83)	2.0L			-4
5	12	MARCELLA Warren Kennedy	6	66.5 200-0	0:07.70 1400-1200	0:25.59	0:23.25 [2] (0:11.11)	0:12.14 [2] (0:12.14)	2.4L			-1
6	5	FINAL PURCHASE Ace Lawson-Carroll	10	67.1 200-0	0:08.03 1400-1200	0:26.52	0:22.77 [9] (0:11.00)	0:11.77 [8] (0:11.77)	2.6L			-4
7	8	SAVACAT Craig Grylls	12	66.6 200-0	0:08.04 1400-1200	0:26.35	0:22.81 [8] (0:11.07)	0:11.74 [10] (0:11.74)	2.9L			+4
8	9	MAFIA MAMMA Matthew Cameron	4	65.2 200-0	0:07.42 1400-1200	0:25.46	0:23.27 [5] (0:11.27)	0:12.00 [5] (0:12.00)	3.0L			-8
9	10	PER LA VITA Tegan Newman	9	65.7 1200-1000	0:07.66 1400-1200	0:25.09	0:23.58 [1] (0:11.33)	0:12.25 [4] (0:12.25)	4.1L			-8
10	1	CIMARRON Hamish McNeill	2	67.6 200-0	0:08.05 1400-1200	0:26.27	0:23.08 [10] (0:11.01)	0:12.07 [9] (0:12.07)	5.0L			-11

Track Rating: Good 4, Weather: Fine, Rail Position: +6m

Section				L400	L200											
Field Times				0:22.97	0:11.84											
				(0:11.12)	(0:11.84)											
Position	#	Horse/Jockey	Barrier	Top Speed [km/h]	Fastest Section	First 400m				Margin						Distance Travelled From Winner [m]
11	4	THEODEN	1	63.8	0:07.62	0:25.92	0:23.65 [11]	0:12.13 [11]	9.0L							-11
		Lily Sutherland		200-0	1400-1200		(0:11.52)	(0:12.13)								

Horse/Jockey Name	MISS MARTINI
Finish Rank	1
Fastest Section Time (Section)	0:07.49 (Overall)
Top Speed [km/h] (Section)	66.2 (L400)
Race State	Finished



Ellerslie NZ - Professional

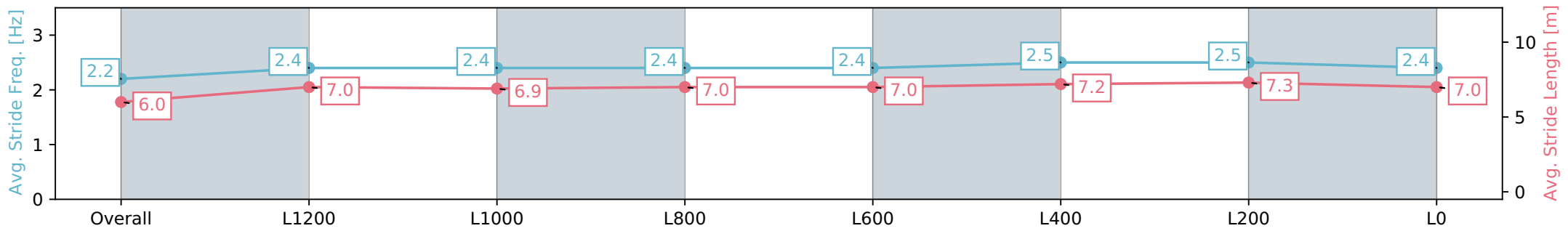
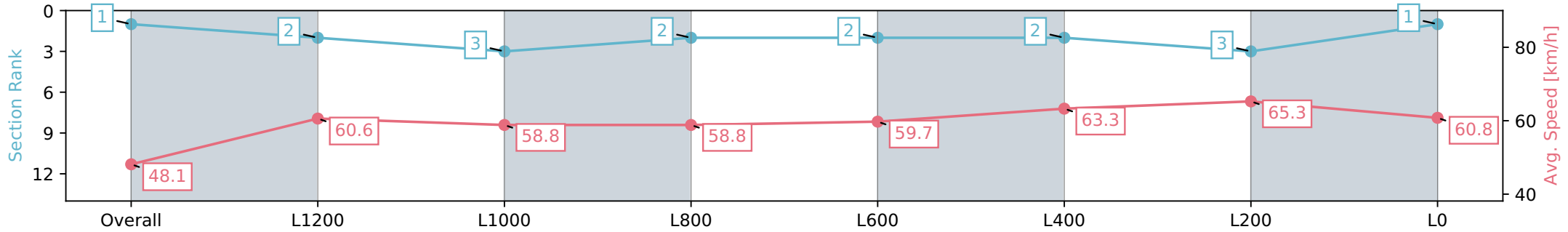
Race 3: EAGLE CHARTERS 1500 - 1500m

17 February 2024 - 1:35PM



Track Rating: Good 4, Weather: Fine, Rail Position: +6m

Section	Overall	L1200	L1000	L800	L600	L400	L200	L0
Section Times	1:30.78 [1] (0:07.49)	1:23.29 [2] (0:11.91)	1:11.38 [3] (0:12.32)	0:59.06 [2] (0:12.35)	0:46.71 [2] (0:12.21)	0:34.50 [2] (0:11.61)	0:22.89 [3] (0:11.04)	0:11.85 [1] (0:11.85)
Average Speed [km/h]	48.1	60.6	58.8	58.8	59.7	63.3	65.3	60.8
Top Speed [km/h]	60.8	61.9	60.8	60.0	61.2	64.3	66.2	64.0
Avg. Dist. to Rail [m]	6.8	1.5	2.4	2.9	2.8	3.3	4.2	4.3
Avg. Stride Freq. [Hz]	2.2	2.4	2.4	2.4	2.4	2.4	2.5	2.4
Avg. Stride Length [m]	6.0	7.0	6.9	7.0	7.0	7.0	7.3	7.0



- [] Ranking at each section and finish
- :-:- No data available at this section
- NA No data available

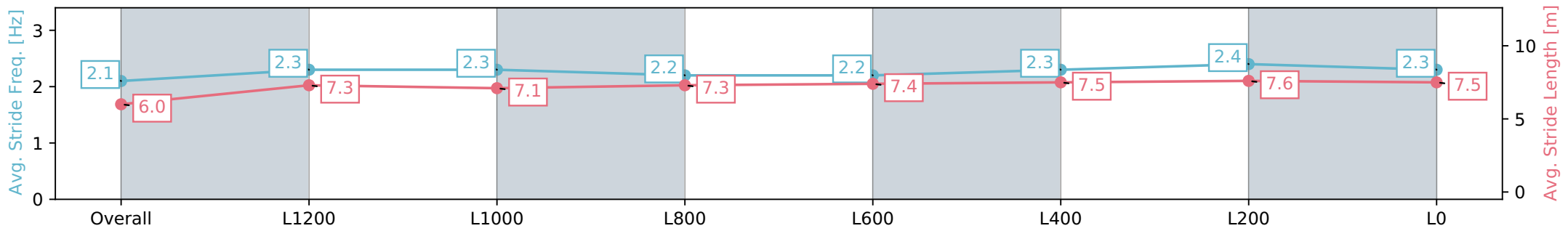
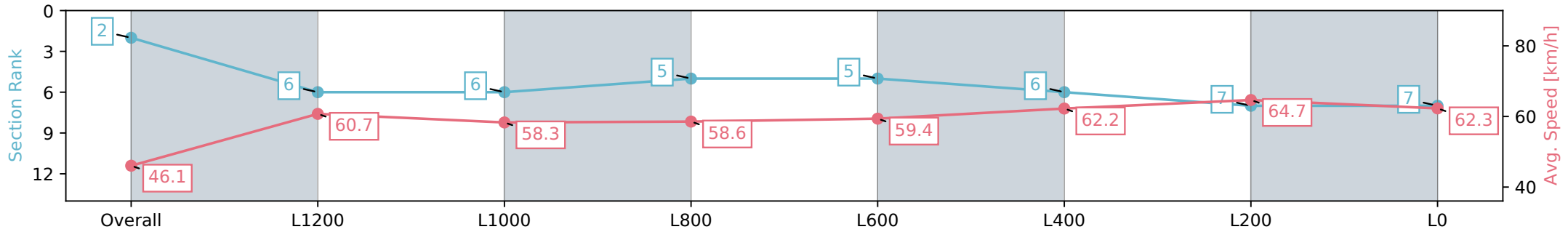
Horse/Jockey Name	GOOD SPOT
Finish Rank	2
Fastest Section Time (Section)	0:07.83 (Overall)
Top Speed [km/h] (Section)	66.4 (L400)
Race State	Finished



Ellerslie NZ - Professional
 Race 3: EAGLE CHARTERS 1500 - 1500m
 17 February 2024 - 1:35PM
 Track Rating: Good 4, Weather: Fine, Rail Position: +6m



Section	Overall	L1200	L1000	L800	L600	L400	L200	L0
Section Times	1:30.90 [2] (0:07.83)	1:23.07 [6] (0:11.84)	1:11.23 [6] (0:12.37)	0:58.86 [5] (0:12.32)	0:46.54 [5] (0:12.19)	0:34.35 [6] (0:11.64)	0:22.71 [7] (0:11.15)	0:11.56 [7] (0:11.56)
Average Speed [km/h]	46.1	60.7	58.3	58.6	59.4	62.2	64.7	62.3
Top Speed [km/h]	63.0	63.8	59.9	59.2	60.3	63.7	66.4	65.8
Avg. Dist. to Rail [m]	1.5	0.3	0.9	0.3	1.0	1.1	2.9	5.4
Avg. Stride Freq. [Hz]	2.1	2.3	2.3	2.2	2.2	2.3	2.4	2.3
Avg. Stride Length [m]	6.0	7.3	7.1	7.3	7.4	7.5	7.6	7.5



- [] Ranking at each section and finish
- :-:- No data available at this section
- NA No data available

Horse/Jockey Name	BURGUNDY IFF
Finish Rank	3
Fastest Section Time (Section)	0:07.87 (Overall)
Top Speed [km/h] (Section)	65.9 (L400)
Race State	Finished



Ellerslie NZ - Professional

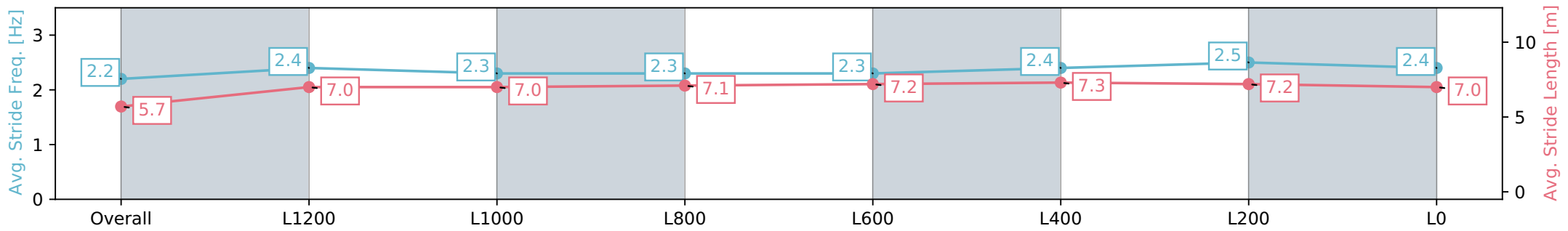
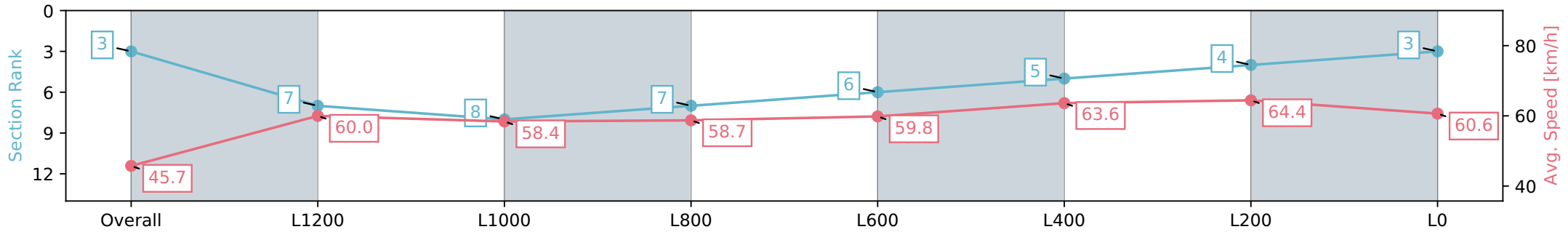
Race 3: EAGLE CHARTERS 1500 - 1500m

17 February 2024 - 1:35PM



Track Rating: Good 4, Weather: Fine, Rail Position: +6m

Section	Overall	L1200	L1000	L800	L600	L400	L200	L0
Section Times	1:30.96 [3] (0:07.87)	1:23.09 [7] (0:12.04)	1:11.05 [8] (0:12.37)	0:58.68 [7] (0:12.22)	0:46.46 [6] (0:11.98)	0:34.48 [5] (0:11.43)	0:23.05 [4] (0:11.17)	0:11.88 [3] (0:11.88)
Average Speed [km/h]	45.7	60.0	58.4	58.7	59.8	63.6	64.4	60.6
Top Speed [km/h]	58.2	61.9	59.8	59.3	61.2	65.3	65.9	64.4
Avg. Dist. to Rail [m]	11.0	3.6	1.8	1.2	0.8	1.6	3.1	3.0
Avg. Stride Freq. [Hz]	2.2	2.4	2.3	2.3	2.3	2.4	2.5	2.4
Avg. Stride Length [m]	5.7	7.0	7.0	7.1	7.2	7.3	7.2	7.0



- [] Ranking at each section and finish
- :-:- No data available at this section
- NA No data available

Horse/Jockey Name	HIWA
Finish Rank	4
Fastest Section Time (Section)	0:07.95 (Overall)
Top Speed [km/h] (Section)	65.8 (L400)
Race State	Finished



Ellerslie NZ - Professional

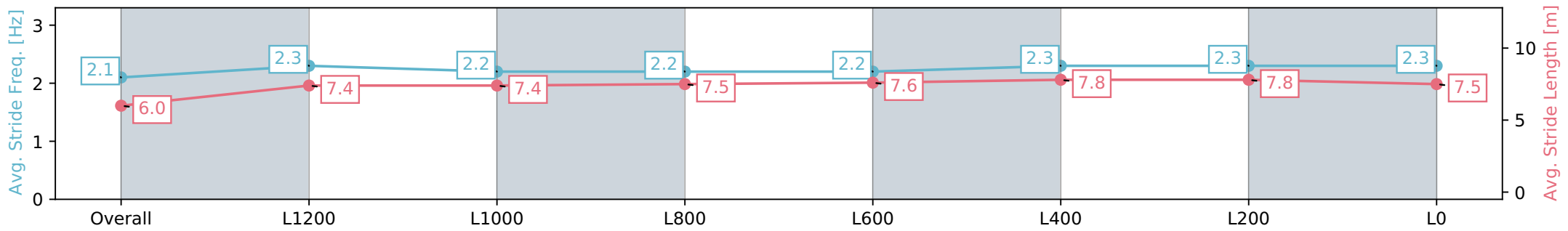
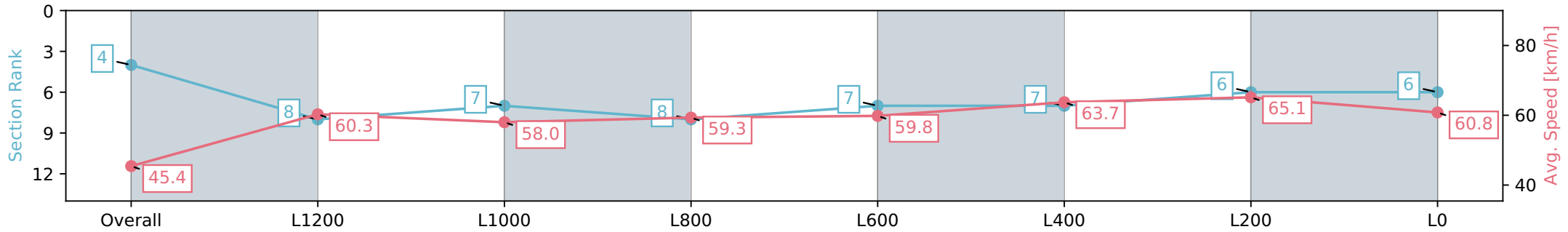
Race 3: EAGLE CHARTERS 1500 - 1500m

17 February 2024 - 1:35PM



Track Rating: Good 4, Weather: Fine, Rail Position: +6m

Section	Overall	L1200	L1000	L800	L600	L400	L200	L0
Section Times	1:31.08 [4] (0:07.95)	1:23.13 [8] (0:11.95)	1:11.18 [7] (0:12.46)	0:58.72 [8] (0:12.21)	0:46.51 [7] (0:12.16)	0:34.35 [7] (0:11.43)	0:22.92 [6] (0:11.09)	0:11.83 [6] (0:11.83)
Average Speed [km/h]	45.4	60.3	58.0	59.3	59.8	63.7	65.1	60.8
Top Speed [km/h]	57.5	62.4	59.4	59.9	61.6	65.8	65.8	63.9
Avg. Dist. to Rail [m]	4.9	1.6	1.8	1.6	2.2	2.3	4.4	5.7
Avg. Stride Freq. [Hz]	2.1	2.3	2.2	2.2	2.2	2.3	2.3	2.3
Avg. Stride Length [m]	6.0	7.4	7.4	7.5	7.6	7.8	7.8	7.5



- [] Ranking at each section and finish
- :-:- No data available at this section
- NA No data available

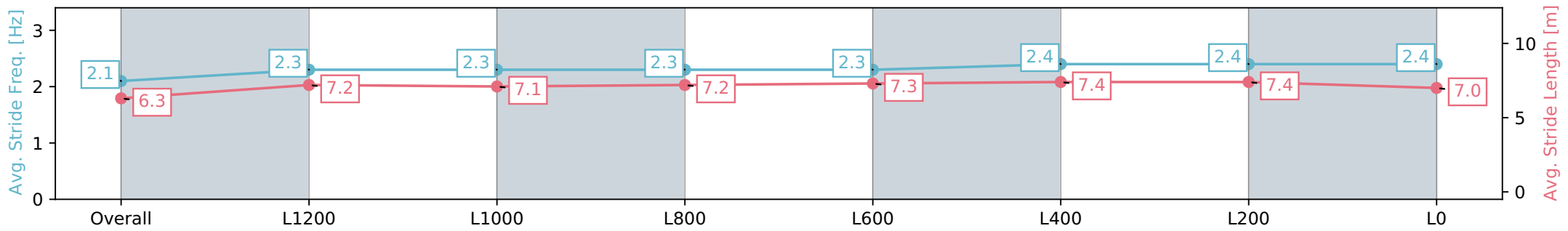
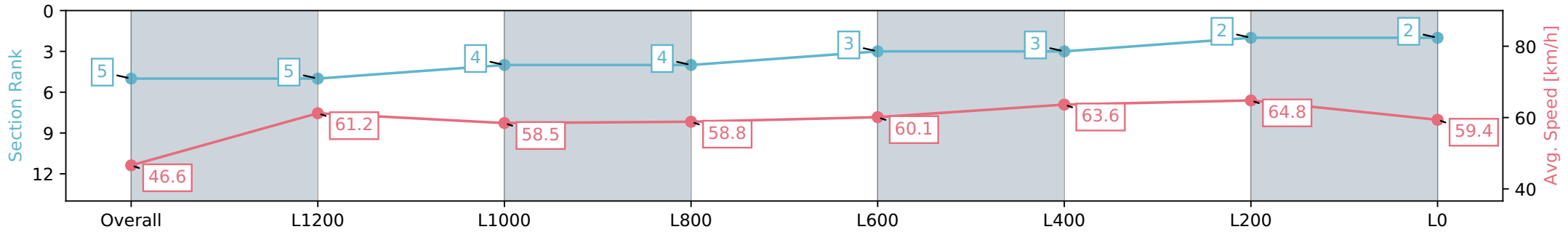
Horse/Jockey Name	MARCELLA
Finish Rank	5
Fastest Section Time (Section)	0:07.70 (Overall)
Top Speed [km/h] (Section)	66.5 (L400)
Race State	Finished



Ellerslie NZ - Professional
 Race 3: EAGLE CHARTERS 1500 - 1500m
 17 February 2024 - 1:35PM
 Track Rating: Good 4, Weather: Fine, Rail Position: +6m



Section	Overall	L1200	L1000	L800	L600	L400	L200	L0
Section Times	1:31.14 [5] (0:07.70)	1:23.44 [5] (0:11.80)	1:11.64 [4] (0:12.40)	0:59.24 [4] (0:12.32)	0:46.92 [3] (0:12.12)	0:34.80 [3] (0:11.55)	0:23.25 [2] (0:11.11)	0:12.14 [2] (0:12.14)
Average Speed [km/h]	46.6	61.2	58.5	58.8	60.1	63.6	64.8	59.4
Top Speed [km/h]	61.9	63.1	59.8	59.8	62.3	65.5	66.5	63.3
Avg. Dist. to Rail [m]	6.4	3.2	2.7	2.2	2.3	3.4	4.1	3.6
Avg. Stride Freq. [Hz]	2.1	2.3	2.3	2.3	2.3	2.4	2.4	2.4
Avg. Stride Length [m]	6.3	7.2	7.1	7.2	7.3	7.4	7.4	7.0



- [] Ranking at each section and finish
- :-:- No data available at this section
- NA No data available

Horse/Jockey Name	FINAL PURCHASE
Finish Rank	6
Fastest Section Time (Section)	0:08.03 (Overall)
Top Speed [km/h] (Section)	67.1 (L400)
Race State	Finished



Ellerslie NZ - Professional

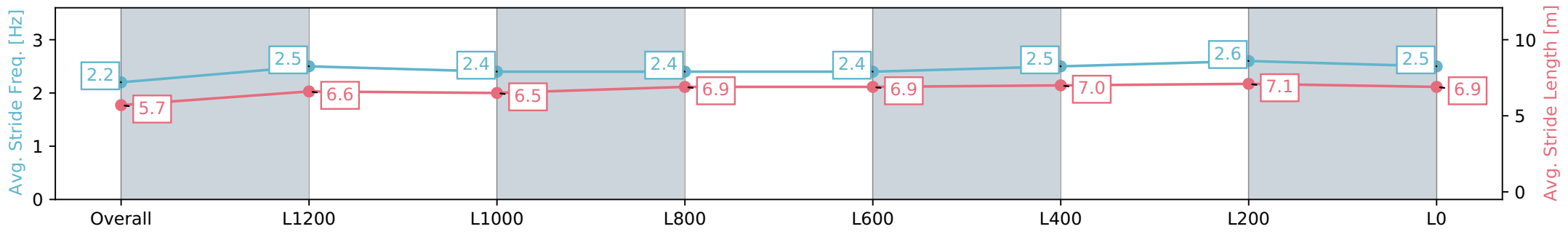
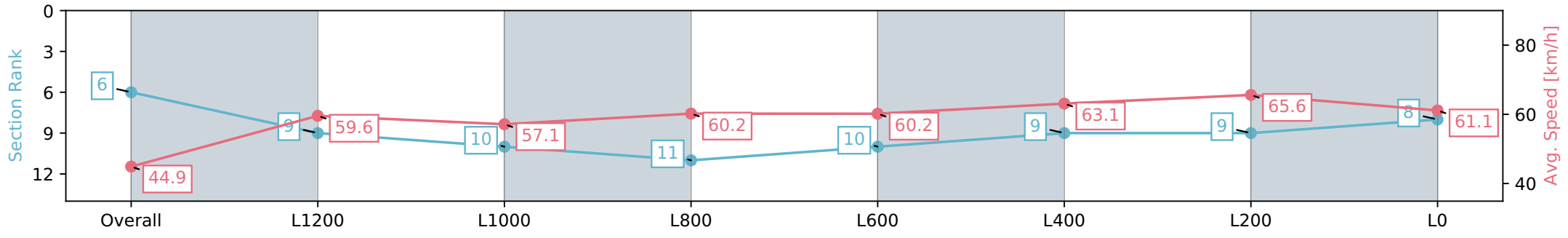
Race 3: EAGLE CHARTERS 1500 - 1500m

17 February 2024 - 1:35PM

Track Rating: Good 4, Weather: Fine, Rail Position: +6m



Section	Overall	L1200	L1000	L800	L600	L400	L200	L0
Section Times	1:31.18 [6] (0:08.03)	1:23.15 [9] (0:12.09)	1:11.06 [10] (0:12.65)	0:58.41 [11] (0:11.98)	0:46.43 [10] (0:12.05)	0:34.38 [9] (0:11.61)	0:22.77 [9] (0:11.00)	0:11.77 [8] (0:11.77)
Average Speed [km/h]	44.9	59.6	57.1	60.2	60.2	63.1	65.6	61.1
Top Speed [km/h]	58.1	60.7	58.3	60.9	62.5	64.5	67.1	64.1
Avg. Dist. to Rail [m]	10.4	3.3	1.2	0.7	1.6	2.8	3.4	3.9
Avg. Stride Freq. [Hz]	2.2	2.5	2.4	2.4	2.4	2.5	2.6	2.5
Avg. Stride Length [m]	5.7	6.6	6.5	6.9	6.9	7.0	7.1	6.9



- [] Ranking at each section and finish
- :-:- No data available at this section
- NA No data available

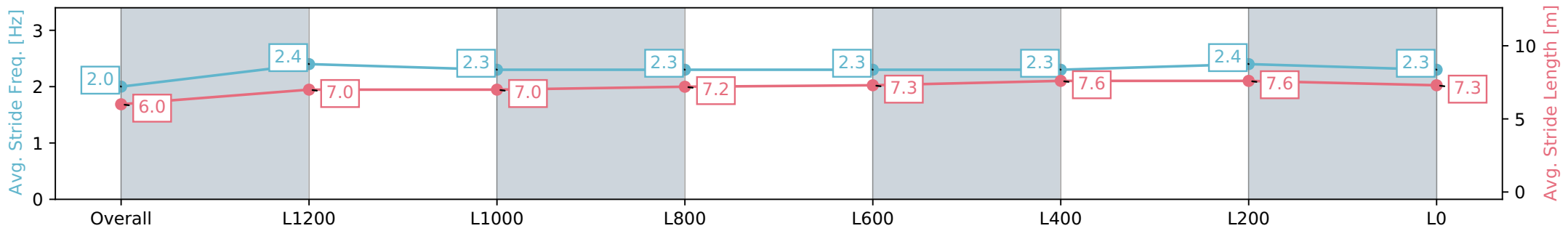
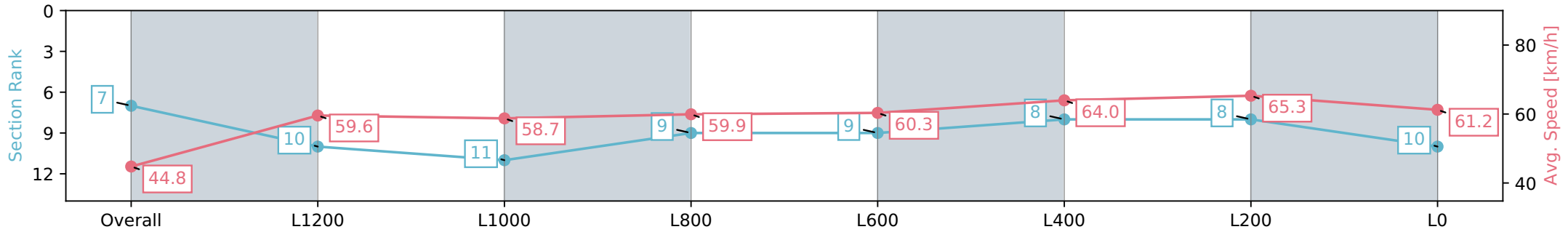
Horse/Jockey Name	SAVACAT
Finish Rank	7
Fastest Section Time (Section)	0:08.04 (Overall)
Top Speed [km/h] (Section)	66.6 (L400)
Race State	Finished



Ellerslie NZ - Professional
 Race 3: EAGLE CHARTERS 1500 - 1500m
 17 February 2024 - 1:35PM
 Track Rating: Good 4, Weather: Fine, Rail Position: +6m



Section	Overall	L1200	L1000	L800	L600	L400	L200	L0
Section Times	1:31.22 [7] (0:08.04)	1:23.18 [10] (0:12.13)	1:11.05 [11] (0:12.34)	0:58.71 [9] (0:12.13)	0:46.58 [9] (0:12.15)	0:34.43 [8] (0:11.62)	0:22.81 [8] (0:11.07)	0:11.74 [10] (0:11.74)
Average Speed [km/h]	44.8	59.6	58.7	59.9	60.3	64.0	65.3	61.2
Top Speed [km/h]	57.7	61.3	59.5	60.5	62.1	65.5	66.6	64.3
Avg. Dist. to Rail [m]	12.7	5.2	2.9	2.6	3.6	5.5	8.2	8.0
Avg. Stride Freq. [Hz]	2.0	2.4	2.3	2.3	2.3	2.3	2.4	2.3
Avg. Stride Length [m]	6.0	7.0	7.0	7.2	7.3	7.6	7.6	7.3



- [] Ranking at each section and finish
- :-:- No data available at this section
- NA No data available

Horse/Jockey Name	MAFIA MAMMA
Finish Rank	8
Fastest Section Time (Section)	0:07.42 (Overall)
Top Speed [km/h] (Section)	65.2 (L400)
Race State	Finished



Ellerslie NZ - Professional

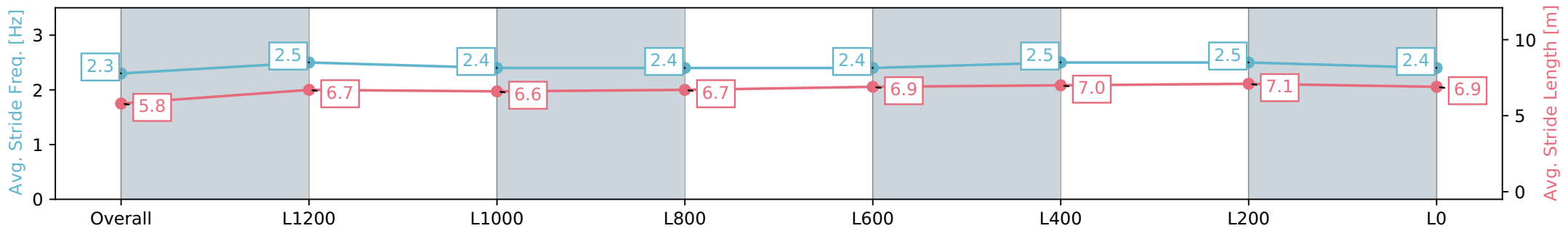
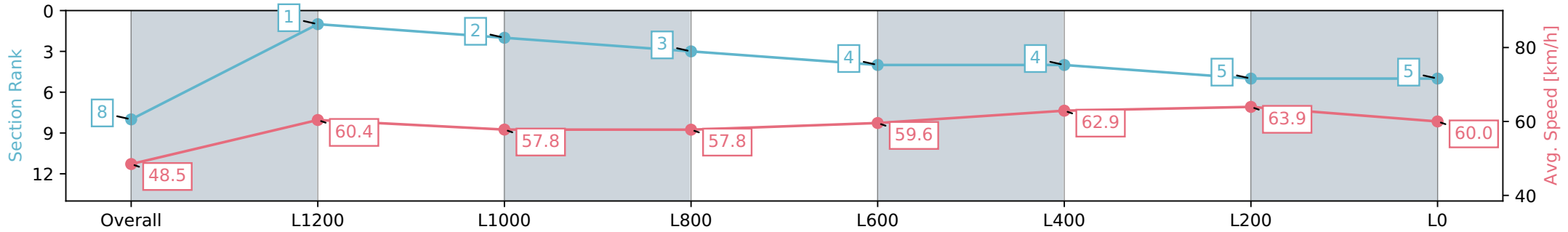
Race 3: EAGLE CHARTERS 1500 - 1500m

17 February 2024 - 1:35PM



Track Rating: Good 4, Weather: Fine, Rail Position: +6m

Section	Overall	L1200	L1000	L800	L600	L400	L200	L0
Section Times	1:31.23 [8] (0:07.42)	1:23.81 [1] (0:11.93)	1:11.88 [2] (0:12.49)	0:59.39 [3] (0:12.46)	0:46.93 [4] (0:12.11)	0:34.82 [4] (0:11.55)	0:23.27 [5] (0:11.27)	0:12.00 [5] (0:12.00)
Average Speed [km/h]	48.5	60.4	57.8	57.8	59.6	62.9	63.9	60.0
Top Speed [km/h]	61.0	61.8	59.9	59.6	61.9	65.2	65.2	61.9
Avg. Dist. to Rail [m]	5.0	1.9	1.1	0.3	0.5	1.6	0.9	1.4
Avg. Stride Freq. [Hz]	2.3	2.5	2.4	2.4	2.4	2.5	2.5	2.4
Avg. Stride Length [m]	5.8	6.7	6.6	6.7	6.9	7.0	7.1	6.9



- [] Ranking at each section and finish
- :-:- No data available at this section
- NA No data available

Horse/Jockey Name	PER LA VITA
Finish Rank	9
Fastest Section Time (Section)	0:07.66 (Overall)
Top Speed [km/h] (Section)	65.7 (L1400)
Race State	Finished

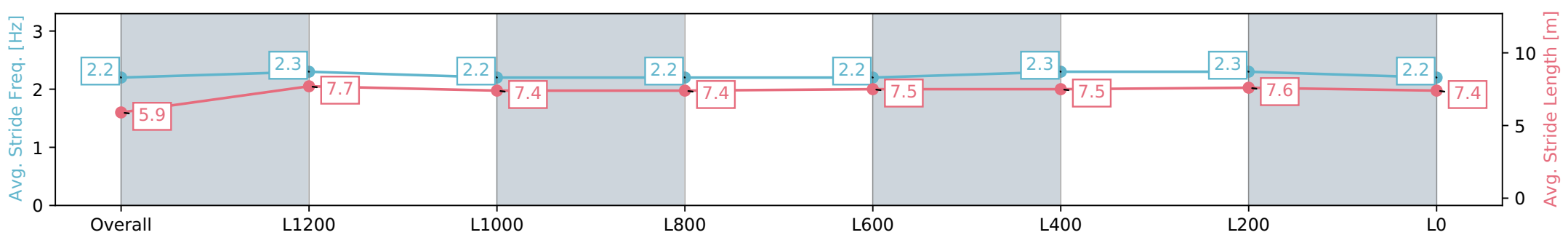
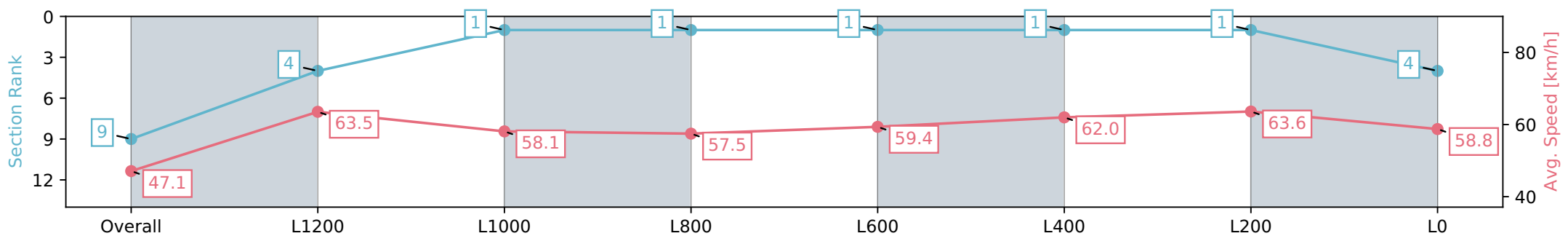


Ellerslie NZ - Professional
 Race 3: EAGLE CHARTERS 1500 - 1500m
 17 February 2024 - 1:35PM



Track Rating: Good 4, Weather: Fine, Rail Position: +6m

Section	Overall	L1200	L1000	L800	L600	L400	L200	L0
Section Times	1:31.39 [9] (0:07.66)	1:23.73 [4] (0:11.33)	1:12.40 [1] (0:12.41)	0:59.99 [1] (0:12.55)	0:47.44 [1] (0:12.17)	0:35.27 [1] (0:11.69)	0:23.58 [1] (0:11.33)	0:12.25 [4] (0:12.25)
Average Speed [km/h]	47.1	63.5	58.1	57.5	59.4	62.0	63.6	58.8
Top Speed [km/h]	61.4	65.7	60.4	58.4	60.8	63.9	65.1	61.9
Avg. Dist. to Rail [m]	8.4	2.9	0.5	0.5	0.8	1.1	0.3	0.3
Avg. Stride Freq. [Hz]	2.2	2.3	2.2	2.2	2.2	2.3	2.3	2.2
Avg. Stride Length [m]	5.9	7.7	7.4	7.4	7.5	7.5	7.6	7.4



- [] Ranking at each section and finish
- :-:- No data available at this section
- NA No data available

Horse/Jockey Name	CIMARRON
Finish Rank	10
Fastest Section Time (Section)	0:08.05 (Overall)
Top Speed [km/h] (Section)	67.6 (L400)
Race State	Finished



Ellerslie NZ - Professional

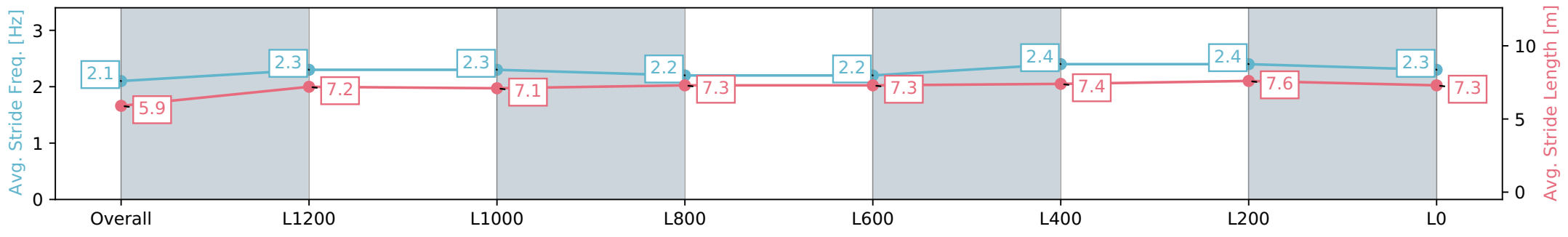
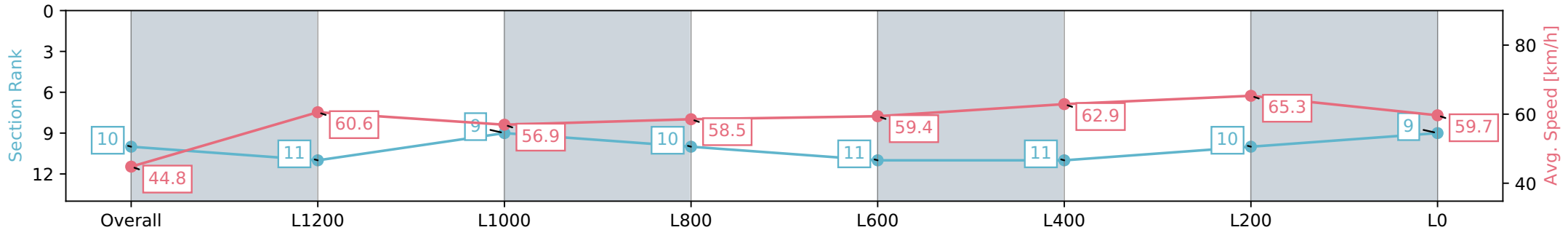
Race 3: EAGLE CHARTERS 1500 - 1500m

17 February 2024 - 1:35PM



Track Rating: Good 4, Weather: Fine, Rail Position: +6m

Section	Overall	L1200	L1000	L800	L600	L400	L200	L0
Section Times	1:31.53 [10] (0:08.05)	1:23.48 [11] (0:11.90)	1:11.58 [9] (0:12.66)	0:58.92 [10] (0:12.27)	0:46.65 [11] (0:12.10)	0:34.55 [11] (0:11.47)	0:23.08 [10] (0:11.01)	0:12.07 [9] (0:12.07)
Average Speed [km/h]	44.8	60.6	56.9	58.5	59.4	62.9	65.3	59.7
Top Speed [km/h]	57.7	62.7	57.7	59.5	61.2	65.1	67.6	65.1
Avg. Dist. to Rail [m]	2.1	0.8	0.7	0.6	0.6	0.8	2.3	1.8
Avg. Stride Freq. [Hz]	2.1	2.3	2.3	2.2	2.2	2.4	2.4	2.3
Avg. Stride Length [m]	5.9	7.2	7.1	7.3	7.3	7.4	7.6	7.3



- [] Ranking at each section and finish
- :-:- No data available at this section
- NA No data available

Horse/Jockey Name	THEODEN
Finish Rank	11
Fastest Section Time (Section)	0:07.62 (Overall)
Top Speed [km/h] (Section)	63.8 (L400)
Race State	Finished



Ellerslie NZ - Professional

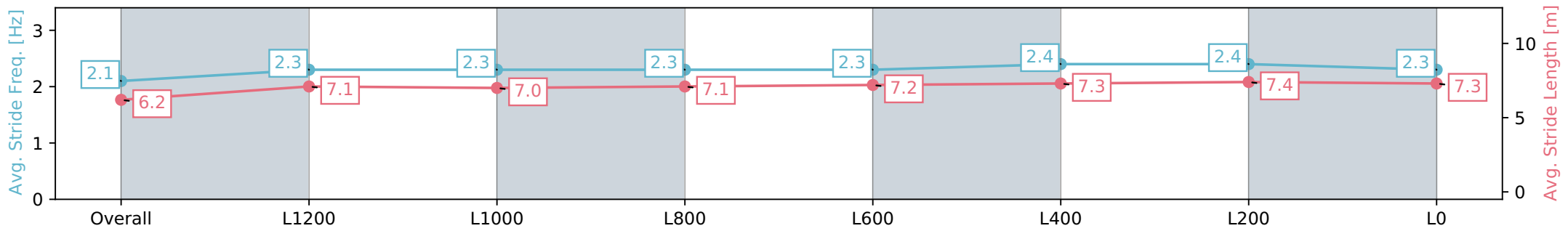
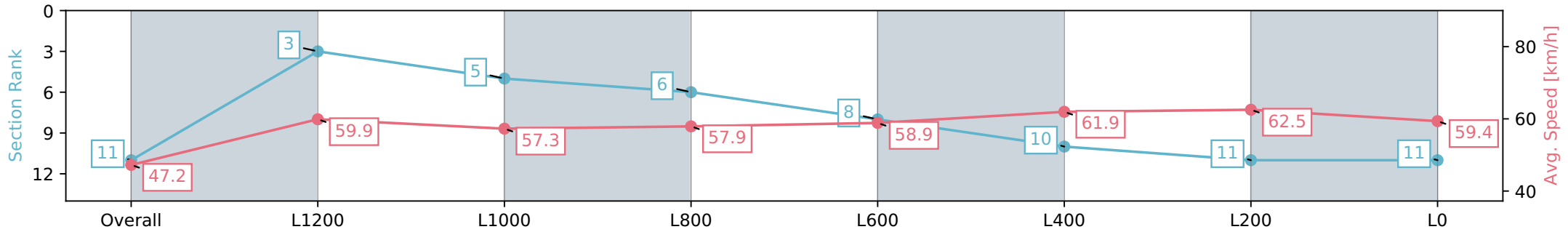
Race 3: EAGLE CHARTERS 1500 - 1500m

17 February 2024 - 1:35PM



Track Rating: Good 4, Weather: Fine, Rail Position: +6m

Section	Overall	L1200	L1000	L800	L600	L400	L200	L0
Section Times	1:32.13 [11] (0:07.62)	1:24.51 [3] (0:12.03)	1:12.48 [5] (0:12.56)	0:59.91 [6] (0:12.41)	0:47.50 [8] (0:12.21)	0:35.29 [10] (0:11.64)	0:23.65 [11] (0:11.52)	0:12.13 [11] (0:12.13)
Average Speed [km/h]	47.2	59.9	57.3	57.9	58.9	61.9	62.5	59.4
Top Speed [km/h]	61.3	61.7	59.2	59.2	59.9	63.1	63.8	62.8
Avg. Dist. to Rail [m]	1.5	0.2	0.3	0.3	0.5	0.6	0.3	0.4
Avg. Stride Freq. [Hz]	2.1	2.3	2.3	2.3	2.3	2.4	2.4	2.3
Avg. Stride Length [m]	6.2	7.1	7.0	7.1	7.2	7.3	7.4	7.3



- [] Ranking at each section and finish
- :-:- No data available at this section
- NA No data available