

Track Rating: Good 4, Weather: Fine, Rail Position: +6m

Section														
Field Times														
		Overall	L1000	L800	L600	L400	L200					Margin	Distance	
		1:11.41	0:57.58	0:45.68	0:33.75	0:21.97	0:11.15						Travelled From	
		(0:13.83)	(0:11.90)	(0:11.93)	(0:11.78)	(0:10.81)	(0:11.15)						Winner [m]	
Position	#	Horse/Jockey	Barrier	Top Speed [km/h]	Fastest Section	First 400m								
1	5	POUR THE WINE	8	70.3	0:10.43	0:26.49	1:11.41	0:56.83 [6]	0:44.92 [6]	0:33.15 [6]	0:21.59 [6]	0:11.16 [1]	1:11.41	
		Warren Kennedy		400-200	400-200		(0:14.57)	(0:11.91)	(0:11.77)	(0:11.56)	(0:10.43)	(0:11.16)		
2	3	IS THAT SO	Data was not able to be tracked for this horse		-:--	-:--	-:--	-:--	-:--	-:--	-:--	-:--	-:--	-:--
		Craig Grylls												
3	4	LINGJUN XIONGFENG	9	68.4	0:10.87	0:26.75	1:11.78	0:56.87 [8]	0:45.03 [8]	0:33.35 [8]	0:21.93 [7]	0:11.06 [7]	2.5L	-17
		Vincent Colgan		400-200	400-200		(0:14.91)	(0:11.84)	(0:11.68)	(0:11.42)	(0:10.87)	(0:11.06)		
4	9	SINGING SUN	3	66.2	0:11.02	0:25.72	1:11.97	0:58.15 [1]	0:46.25 [1]	0:34.31 [1]	0:22.50 [2]	0:11.48 [2]	3.7L	-14
		Kelly Myers		400-200	400-200		(0:13.82)	(0:11.90)	(0:11.94)	(0:11.81)	(0:11.02)	(0:11.48)		
5	2	RIODINI	5	66.4	0:11.01	0:26.39	1:12.02	0:57.53 [5]	0:45.63 [5]	0:33.91 [5]	0:22.34 [4]	0:11.33 [6]	4.1L	-9
		Michael McNab		400-200	400-200		(0:14.49)	(0:11.90)	(0:11.72)	(0:11.56)	(0:11.01)	(0:11.33)		
6	8	NEW YORK JAZZ	6	66.4	0:11.01	0:26.31	1:12.10	0:57.63 [4]	0:45.79 [4]	0:34.23 [3]	0:22.46 [3]	0:11.45 [4]	4.7L	-7
		Tegan Newman		400-200	400-200		(0:14.47)	(0:11.84)	(0:11.56)	(0:11.77)	(0:11.01)	(0:11.45)		
7	7	HOT SALSA	1	67.3	0:10.88	0:26.06	1:12.21	0:58.28 [2]	0:46.15 [3]	0:34.24 [4]	0:22.43 [5]	0:11.55 [5]	5.3L	-8
		Samantha Spratt		400-200	400-200		(0:13.93)	(0:12.13)	(0:11.91)	(0:11.81)	(0:10.88)	(0:11.55)		
8	1	GINO SEVERINI	7	66.5	0:10.96	0:26.56	1:12.24	0:57.62 [7]	0:45.67 [7]	0:33.88 [7]	0:22.32 [8]	0:11.36 [8]	5.6L	-6
		Ace Lawson-Carroll		400-200	400-200		(0:14.62)	(0:11.95)	(0:11.79)	(0:11.56)	(0:10.96)	(0:11.36)		
9	6	MANRICO	4	66.2	0:11.13	0:25.89	1:12.40	0:58.27 [3]	0:46.51 [2]	0:34.62 [2]	0:22.96 [1]	0:11.83 [3]	6.7L	-12
		Courtney Barnes		400-200	400-200		(0:14.13)	(0:11.76)	(0:11.89)	(0:11.66)	(0:11.13)	(0:11.83)		

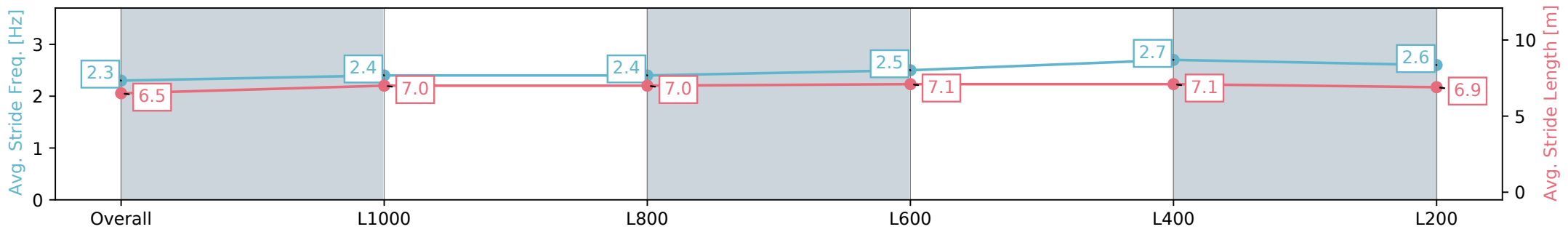
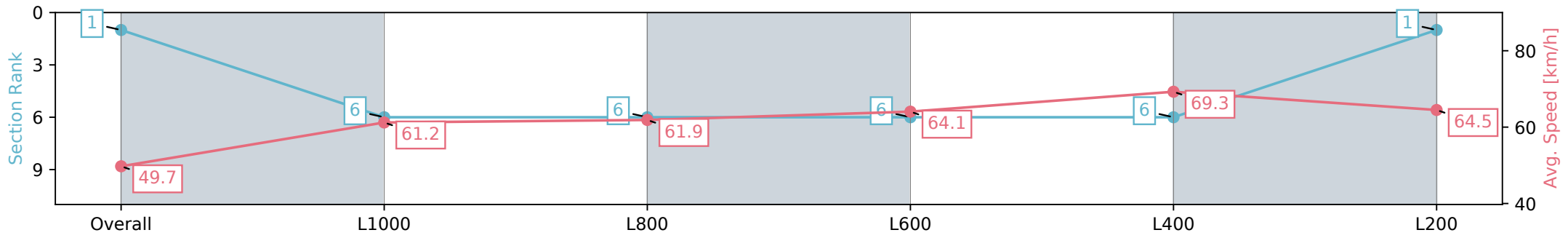
Horse/Jockey Name	POUR THE WINE
Finish Rank	1
Fastest Section Time (Section)	0:10.43 (L400)
Top Speed [km/h] (Section)	70.3 (L400)
Race State	Finished



Ellerslie NZ - Professional
 Race 2: BENTLEYS CHARTERED ACCOUNTANTS 1200 - 1200m
 17 February 2024 - 1:00PM
 Track Rating: Good 4, Weather: Fine, Rail Position: +6m



Section	Overall	L1000	L800	L600	L400	L200
Section Times	1:11.41 [1] (0:14.57)	0:56.83 [6] (0:11.91)	0:44.92 [6] (0:11.77)	0:33.15 [6] (0:11.56)	0:21.59 [6] (0:10.43)	0:11.16 [1] (0:11.16)
Average Speed [km/h]	49.7	61.2	61.9	64.1	69.3	64.5
Top Speed [km/h]	58.2	63.0	62.6	65.3	70.3	68.1
Avg. Dist. to Rail [m]	6.2	3.4	2.5	4.8	7.6	7.2
Avg. Stride Freq. [Hz]	2.3	2.4	2.4	2.5	2.7	2.6
Avg. Stride Length [m]	6.5	7.0	7.0	7.1	7.1	6.9



- [] Ranking at each section and finish
- :-:- No data available at this section
- NA No data available

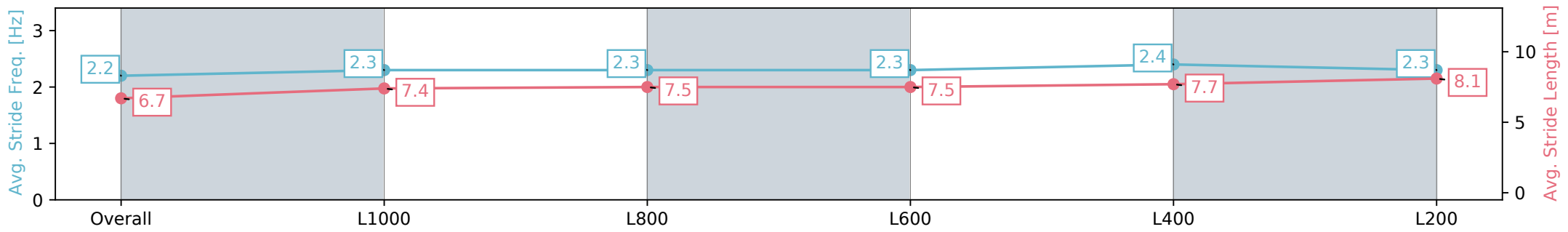
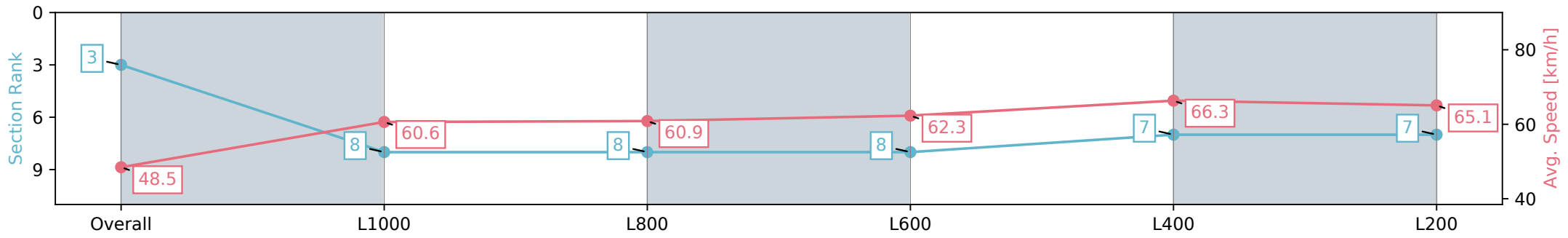
Horse/Jockey Name	LINGJUN XIONGFENG
Finish Rank	3
Fastest Section Time (Section)	0:10.87 (L400)
Top Speed [km/h] (Section)	68.4 (L400)
Race State	Finished



Ellerslie NZ - Professional
 Race 2: BENTLEYS CHARTERED ACCOUNTANTS 1200 - 1200m
 17 February 2024 - 1:00PM
 Track Rating: Good 4, Weather: Fine, Rail Position: +6m



Section	Overall	L1000	L800	L600	L400	L200
Section Times	1:11.78 [3] (0:14.91)	0:56.87 [8] (0:11.84)	0:45.03 [8] (0:11.68)	0:33.35 [8] (0:11.42)	0:21.93 [7] (0:10.87)	0:11.06 [7] (0:11.06)
Average Speed [km/h]	48.5	60.6	60.9	62.3	66.3	65.1
Top Speed [km/h]	59.4	61.7	61.2	64.3	68.4	67.5
Avg. Dist. to Rail [m]	5.5	0.8	2.5	2.0	2.5	6.1
Avg. Stride Freq. [Hz]	2.2	2.3	2.3	2.3	2.4	2.3
Avg. Stride Length [m]	6.7	7.4	7.5	7.5	7.7	8.1



Report Created: Sat 17 February 2024 13:35:11 GMT+11 (Note: Timing is based on positional data)

- [] Ranking at each section and finish
- :-:- No data available at this section
- NA No data available

Horse/Jockey Name	SINGING SUN
Finish Rank	4
Fastest Section Time (Section)	0:11.02 (L400)
Top Speed [km/h] (Section)	66.2 (L400)
Race State	Finished



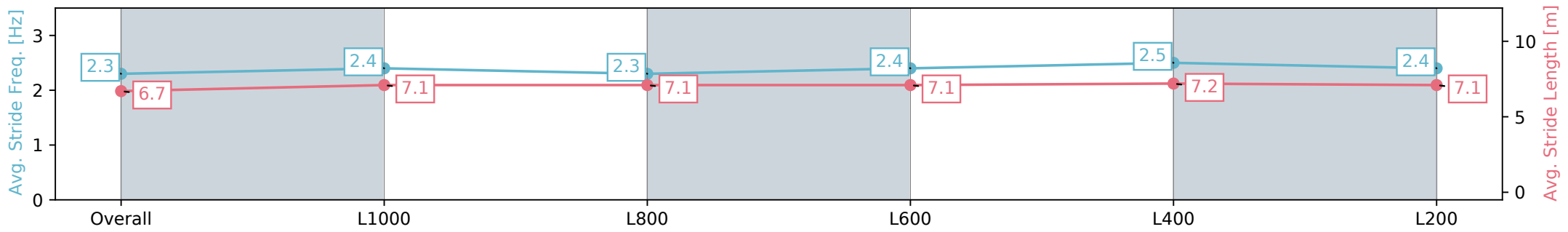
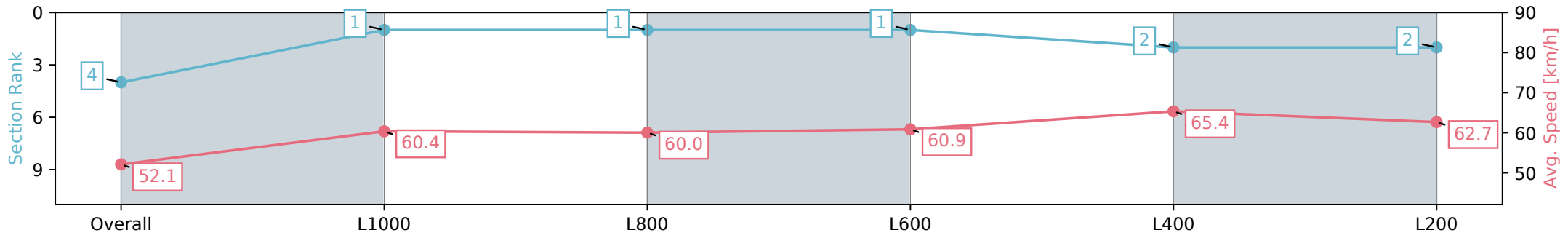
Ellerslie NZ - Professional
 Race 2: BENTLEYS CHARTERED ACCOUNTANTS 1200 - 1200m



17 February 2024 - 1:00PM

Track Rating: Good 4, Weather: Fine, Rail Position: +6m

Section	Overall	L1000	L800	L600	L400	L200
Section Times	1:11.97 [4] (0:13.82)	0:58.15 [1] (0:11.90)	0:46.25 [1] (0:11.94)	0:34.31 [1] (0:11.81)	0:22.50 [2] (0:11.02)	0:11.48 [2] (0:11.48)
Average Speed [km/h]	52.1	60.4	60.0	60.9	65.4	62.7
Top Speed [km/h]	60.9	61.7	61.5	64.4	66.2	64.8
Avg. Dist. to Rail [m]	1.9	0.8	1.3	1.0	1.1	2.4
Avg. Stride Freq. [Hz]	2.3	2.4	2.3	2.4	2.5	2.4
Avg. Stride Length [m]	6.7	7.1	7.1	7.1	7.2	7.1



Report Created: Sat 17 February 2024 13:35:12 GMT+11 (Note: Timing is based on positional data)

- [] Ranking at each section and finish
- :-:- No data available at this section
- NA No data available

Horse/Jockey Name	RIODINI
Finish Rank	5
Fastest Section Time (Section)	0:11.01 (L400)
Top Speed [km/h] (Section)	66.4 (L400)
Race State	Finished



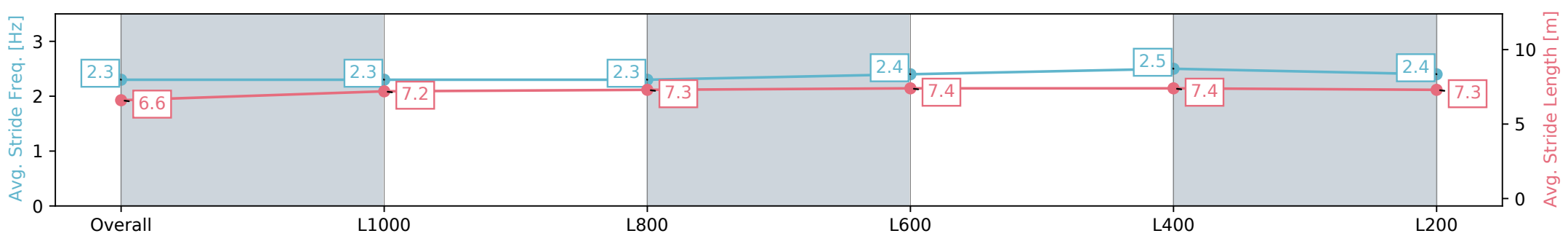
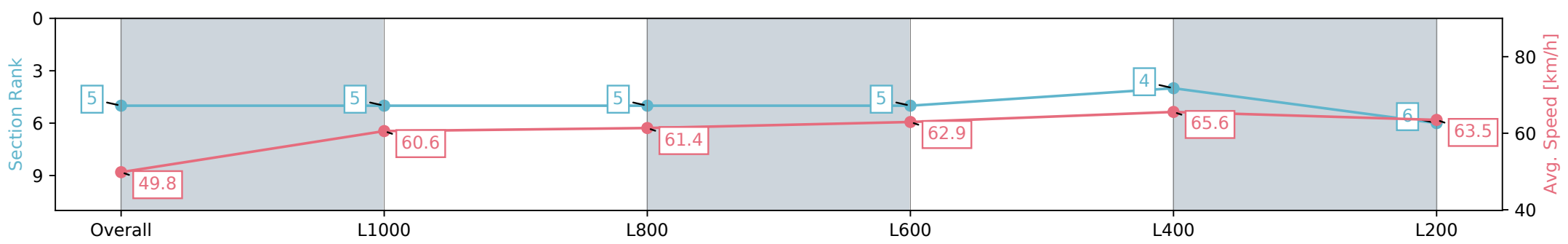
Ellerslie NZ - Professional
 Race 2: BENTLEYS CHARTERED ACCOUNTANTS 1200 - 1200m



17 February 2024 - 1:00PM

Track Rating: Good 4, Weather: Fine, Rail Position: +6m

Section	Overall	L1000	L800	L600	L400	L200
Section Times	1:12.02 [5] (0:14.49)	0:57.53 [5] (0:11.90)	0:45.63 [5] (0:11.72)	0:33.91 [5] (0:11.56)	0:22.34 [4] (0:11.01)	0:11.33 [6] (0:11.33)
Average Speed [km/h]	49.8	60.6	61.4	62.9	65.6	63.5
Top Speed [km/h]	59.9	61.2	61.9	65.3	66.4	66.0
Avg. Dist. to Rail [m]	2.7	0.3	0.1	1.9	4.1	5.0
Avg. Stride Freq. [Hz]	2.3	2.3	2.3	2.4	2.5	2.4
Avg. Stride Length [m]	6.6	7.2	7.3	7.4	7.4	7.3



Report Created: Sat 17 February 2024 13:35:13 GMT+11 (Note: Timing is based on positional data)

- [] Ranking at each section and finish
- :-:- No data available at this section
- NA No data available

Horse/Jockey Name	NEW YORK JAZZ
Finish Rank	6
Fastest Section Time (Section)	0:11.01 (L400)
Top Speed [km/h] (Section)	66.4 (L400)
Race State	Finished



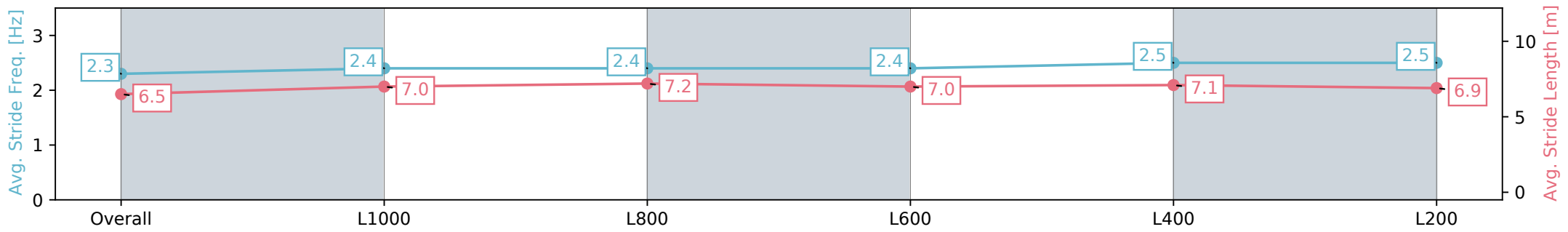
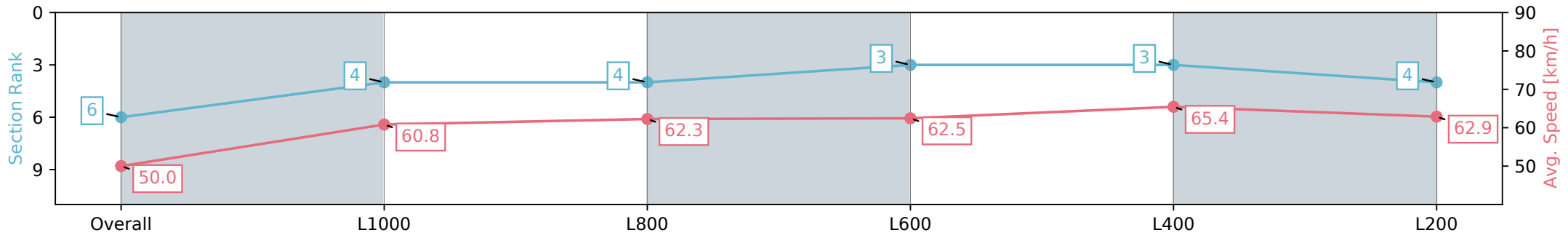
Ellerslie NZ - Professional
 Race 2: BENTLEYS CHARTERED ACCOUNTANTS 1200 - 1200m



17 February 2024 - 1:00PM

Track Rating: Good 4, Weather: Fine, Rail Position: +6m

Section	Overall	L1000	L800	L600	L400	L200
Section Times	1:12.10 [6] (0:14.47)	0:57.63 [4] (0:11.84)	0:45.79 [4] (0:11.56)	0:34.23 [3] (0:11.77)	0:22.46 [3] (0:11.01)	0:11.45 [4] (0:11.45)
Average Speed [km/h]	50.0	60.8	62.3	62.5	65.4	62.9
Top Speed [km/h]	60.2	61.6	63.2	64.5	66.4	65.1
Avg. Dist. to Rail [m]	4.0	0.3	0.3	3.2	7.0	8.8
Avg. Stride Freq. [Hz]	2.3	2.4	2.4	2.4	2.5	2.5
Avg. Stride Length [m]	6.5	7.0	7.2	7.0	7.1	6.9



Report Created: Sat 17 February 2024 13:35:14 GMT+11 (Note: Timing is based on positional data)

- [] Ranking at each section and finish
- :-:- No data available at this section
- NA No data available

Horse/Jockey Name	HOT SALSA
Finish Rank	7
Fastest Section Time (Section)	0:10.88 (L400)
Top Speed [km/h] (Section)	67.3 (L400)
Race State	Finished



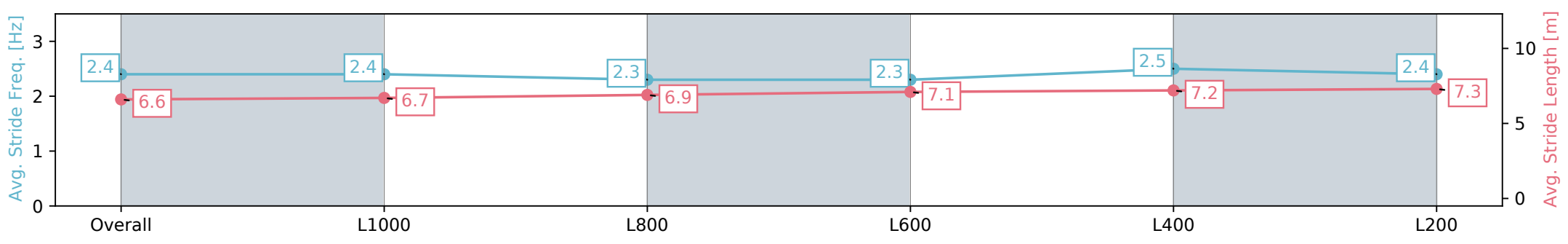
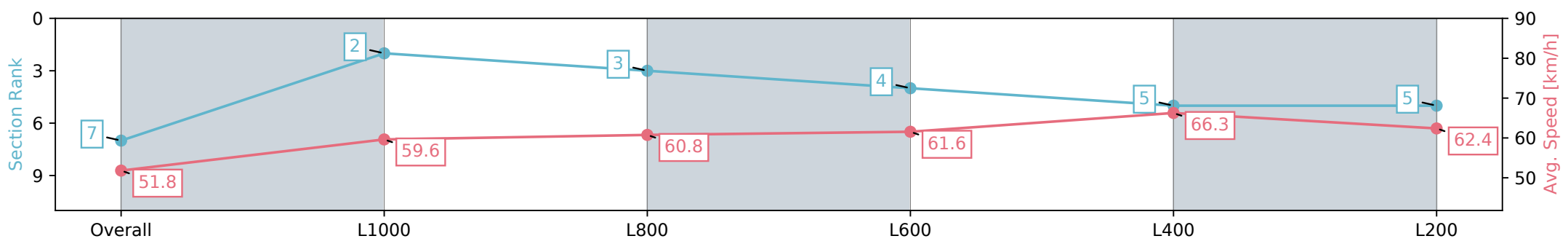
Ellerslie NZ - Professional
 Race 2: BENTLEYS CHARTERED ACCOUNTANTS 1200 - 1200m



17 February 2024 - 1:00PM

Track Rating: Good 4, Weather: Fine, Rail Position: +6m

Section	Overall	L1000	L800	L600	L400	L200
Section Times	1:12.21 [7] (0:13.93)	0:58.28 [2] (0:12.13)	0:46.15 [3] (0:11.91)	0:34.24 [4] (0:11.81)	0:22.43 [5] (0:10.88)	0:11.55 [5] (0:11.55)
Average Speed [km/h]	51.8	59.6	60.8	61.6	66.3	62.4
Top Speed [km/h]	59.6	60.8	61.5	64.2	67.3	65.0
Avg. Dist. to Rail [m]	0.9	1.1	1.3	1.8	0.4	0.6
Avg. Stride Freq. [Hz]	2.4	2.4	2.3	2.3	2.5	2.4
Avg. Stride Length [m]	6.6	6.7	6.9	7.1	7.2	7.3



Report Created: Sat 17 February 2024 13:35:16 GMT+11 (Note: Timing is based on positional data)

- [] Ranking at each section and finish
- :-:- No data available at this section
- NA No data available

Horse/Jockey Name	GINO SEVERINI
Finish Rank	8
Fastest Section Time (Section)	0:10.96 (L400)
Top Speed [km/h] (Section)	66.5 (L400)
Race State	Finished



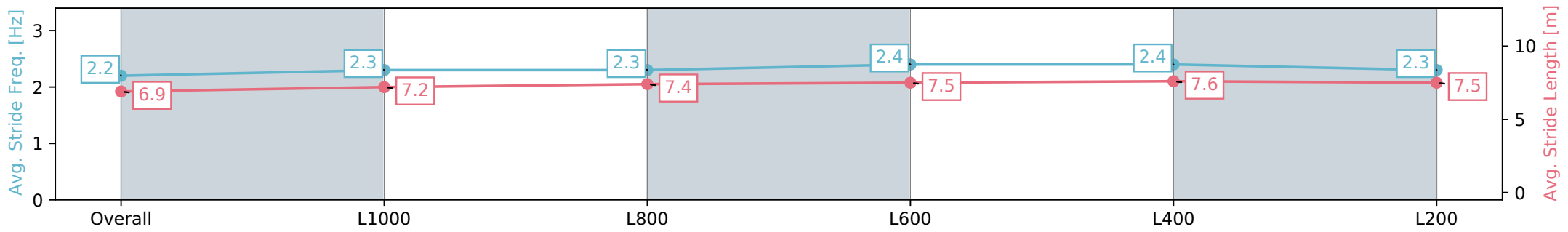
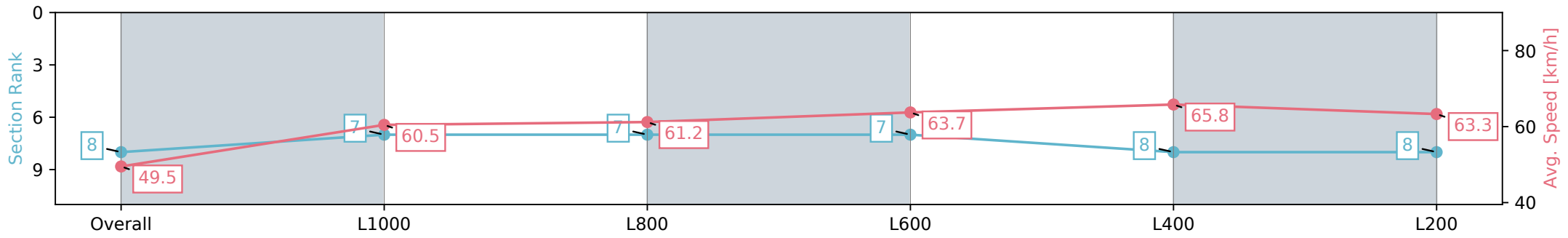
Ellerslie NZ - Professional
 Race 2: BENTLEYS CHARTERED ACCOUNTANTS 1200 - 1200m



17 February 2024 - 1:00PM

Track Rating: Good 4, Weather: Fine, Rail Position: +6m

Section	Overall	L1000	L800	L600	L400	L200
Section Times	1:12.24 [8] (0:14.62)	0:57.62 [7] (0:11.95)	0:45.67 [7] (0:11.79)	0:33.88 [7] (0:11.56)	0:22.32 [8] (0:10.96)	0:11.36 [8] (0:11.36)
Average Speed [km/h]	49.5	60.5	61.2	63.7	65.8	63.3
Top Speed [km/h]	59.4	61.6	61.9	65.4	66.5	65.4
Avg. Dist. to Rail [m]	5.2	1.0	0.6	3.5	7.1	10.1
Avg. Stride Freq. [Hz]	2.2	2.3	2.3	2.4	2.4	2.3
Avg. Stride Length [m]	6.9	7.2	7.4	7.5	7.6	7.5



Report Created: Sat 17 February 2024 13:35:17 GMT+11 (Note: Timing is based on positional data)

- [] Ranking at each section and finish
- :-:- No data available at this section
- NA No data available



Horse/Jockey Name	MANRICO
Finish Rank	9
Fastest Section Time (Section)	0:11.13 (L400)
Top Speed [km/h] (Section)	66.2 (L400)
Race State	Finished



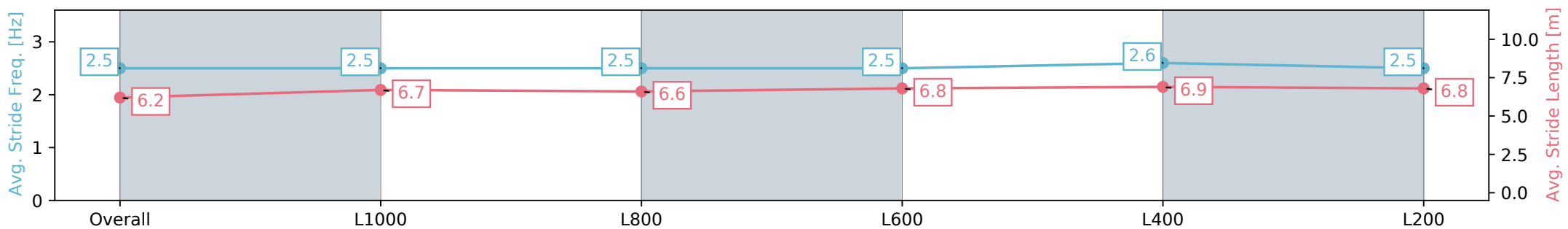
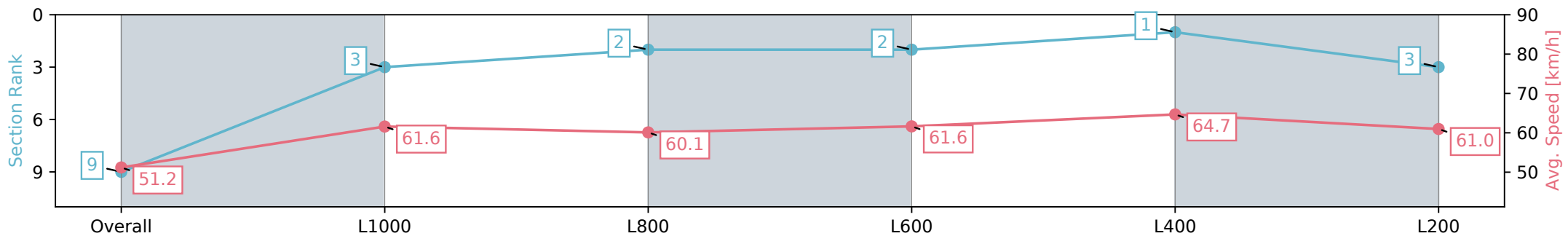
Ellerslie NZ - Professional
 Race 2: BENTLEYS CHARTERED ACCOUNTANTS 1200 - 1200m



17 February 2024 - 1:00PM

Track Rating: Good 4, Weather: Fine, Rail Position: +6m

Section	Overall	L1000	L800	L600	L400	L200
Section Times	1:12.40 [9] (0:14.13)	0:58.27 [3] (0:11.76)	0:46.51 [2] (0:11.89)	0:34.62 [2] (0:11.66)	0:22.96 [1] (0:11.13)	0:11.83 [3] (0:11.83)
Average Speed [km/h]	51.2	61.6	60.1	61.6	64.7	61.0
Top Speed [km/h]	60.8	62.9	60.6	63.9	66.2	64.0
Avg. Dist. to Rail [m]	4.2	1.3	1.1	1.6	2.6	3.9
Avg. Stride Freq. [Hz]	2.5	2.5	2.5	2.5	2.6	2.5
Avg. Stride Length [m]	6.2	6.7	6.6	6.8	6.9	6.8



- [] Ranking at each section and finish
- :-:- No data available at this section
- NA No data available