

Track Rating: Good 4, Weather: Fine, Rail Position: +6m

Section Field Times		Overall	L1000	L800	L600	L400	L200							
		1:05.18 (0:07.98)	0:57.20 (0:11.86)	0:45.34 (0:11.25)	0:34.09 (0:11.78)	0:22.31 (0:10.96)	0:11.35 (0:11.35)							
Position	#	Horse/Jockey	Barrier	Top Speed [km/h]	Fastest Section	First 400m				Margin	Distance Travelled From Winner [m]			
1	5	FOREVERINTIME Vincent Colgan	1	67.3 200-0	0:08.02 1000-800	0:25.84	1:05.18 (0:08.02)	0:57.16 [3] (0:12.08)	0:45.08 [4] (0:11.53)	0:33.55 [3] (0:11.45)	0:22.10 [2] (0:10.89)	0:11.21 [2] (0:11.21)	1:05.18	
2	4	HAKUSHU Michael McNab	7	68.5 200-0	0:08.30 1000-800	0:26.22	1:05.30 (0:08.30)	0:57.00 [6] (0:12.06)	0:44.94 [6] (0:11.77)	0:33.17 [7] (0:11.47)	0:21.70 [7] (0:10.65)	0:11.05 [7] (0:11.05)	0.8L	+7
3	2	ARUNDEL CASTLE Kazuya Asano	2	68.0 200-0	0:07.98 1000-800	0:25.96	1:05.37 (0:07.98)	0:57.39 [1] (0:12.03)	0:45.36 [3] (0:11.71)	0:33.65 [4] (0:11.57)	0:22.07 [5] (0:10.77)	0:11.30 [4] (0:11.30)	1.3L	+1
4	3	CHICAGO JACK Ryan Elliot	4	67.6 200-0	0:08.11 1000-800	0:26.05	1:05.47 (0:08.11)	0:57.36 [4] (0:12.06)	0:45.30 [5] (0:11.69)	0:33.61 [5] (0:11.43)	0:22.18 [4] (0:10.78)	0:11.40 [3] (0:11.40)	1.9L	+4
5	7	CHANCE ENCOUNTER Craig Grylls	6	67.2 200-0	0:08.24 1000-800	0:25.40	1:05.51 (0:08.24)	0:57.27 [5] (0:11.60)	0:45.67 [1] (0:11.25)	0:34.42 [1] (0:11.78)	0:22.64 [1] (0:10.96)	0:11.68 [1] (0:11.68)	2.2L	+4
6	1	TYCOON PRINCE Warren Kennedy	5	67.7 200-0	0:08.40 1000-800	0:26.31	1:05.62 (0:08.40)	0:57.22 [7] (0:12.03)	0:45.19 [7] (0:11.69)	0:33.50 [6] (0:11.34)	0:22.16 [6] (0:10.74)	0:11.42 [5] (0:11.42)	2.9L	+0
7	6	MIRABELLA Lily Sutherland	3	66.0 200-0	0:07.98 1000-800	0:25.61	1:06.15 (0:07.98)	0:58.17 [2] (0:11.87)	0:46.30 [2] (0:11.67)	0:34.63 [2] (0:11.61)	0:23.02 [3] (0:11.09)	0:11.93 [6] (0:11.93)	6.4L	+3

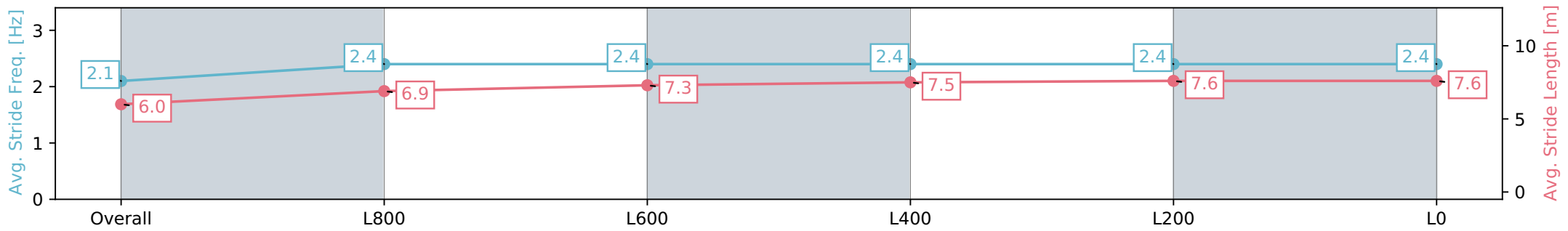
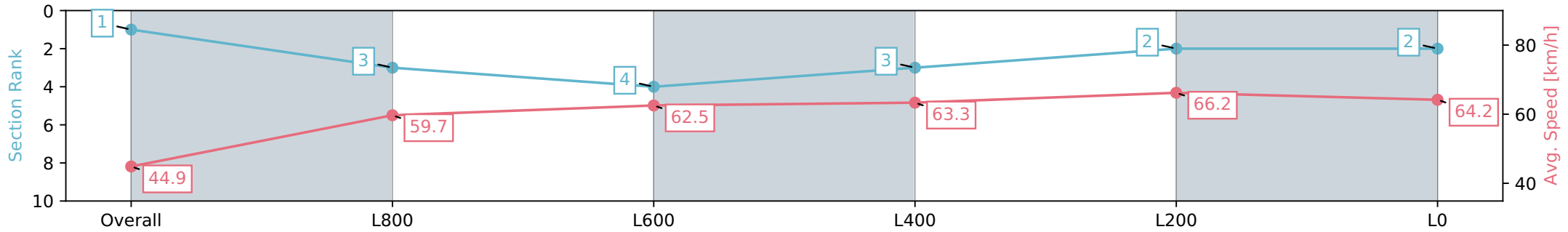
Horse/Jockey Name	FOREVERINTIME
Finish Rank	1
Fastest Section Time (Section)	0:08.02 (Overall)
Top Speed [km/h] (Section)	67.3 (L400)
Race State	Finished



Ellerslie NZ - Professional
 Race 1: BARFOOT & THOMPSON 1100 - 1100m
 17 February 2024 - 12:26PM
 Track Rating: Good 4, Weather: Fine, Rail Position: +6m



Section	Overall	L1000	L800	L600	L400	L200	L200
Section Times	1:05.18 [1] (0:08.02)	0:57.16 [3] (0:12.08)	0:45.08 [4] (0:11.53)	0:33.55 [3] (0:11.45)	0:22.10 [2] (0:10.89)	0:11.21 [2] (0:11.21)	0:11.21 [2] (0:11.21)
Average Speed [km/h]	44.9	59.7	62.5	63.3	66.2	66.2	64.2
Top Speed [km/h]	59.6	60.2	64.8	65.3	67.3	67.3	66.6
Avg. Dist. to Rail [m]	3.0	0.3	0.4	1.3	1.1	1.1	1.0
Avg. Stride Freq. [Hz]	2.1	2.4	2.4	2.4	2.4	2.4	2.4
Avg. Stride Length [m]	6.0	6.9	7.3	7.5	7.5	7.6	7.6



Report Created: Sat 17 February 2024 10:41:22 GMT+11 (Note: Timing is based on positional data)

- [] Ranking at each section and finish
- :-:- No data available at this section
- NA No data available



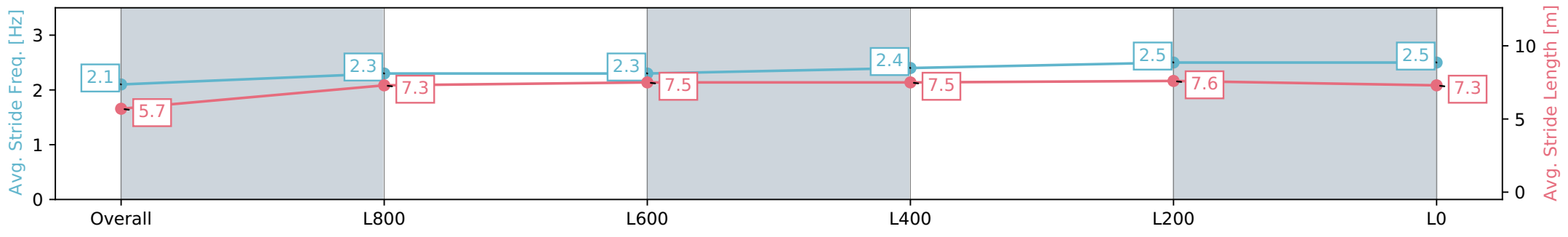
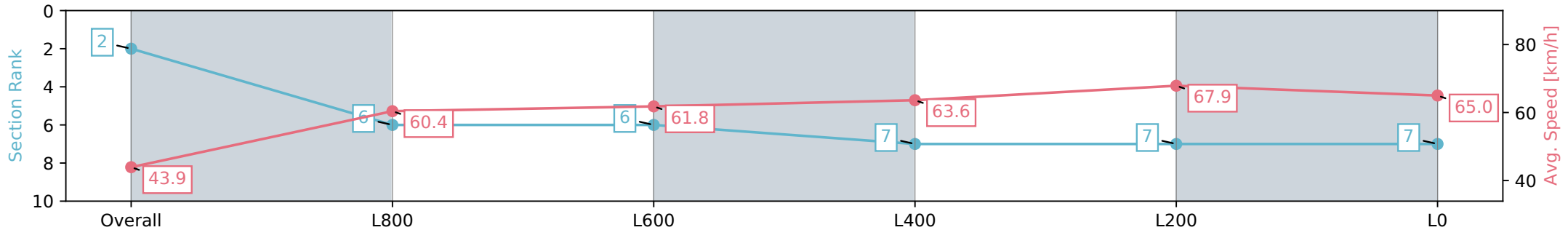
Horse/Jockey Name	HAKUSHU
Finish Rank	2
Fastest Section Time (Section)	0:08.30 (Overall)
Top Speed [km/h] (Section)	68.5 (L400)
Race State	Finished



Ellerslie NZ - Professional
 Race 1: BARFOOT & THOMPSON 1100 - 1100m
 17 February 2024 - 12:26PM
 Track Rating: Good 4, Weather: Fine, Rail Position: +6m



Section	Overall	L1000	L800	L600	L400	L200	L0
Section Times	1:05.30 [2] (0:08.30)	0:57.00 [6] (0:12.06)	0:44.94 [6] (0:11.77)	0:33.17 [7] (0:11.47)	0:21.70 [7] (0:10.65)	0:11.05 [7] (0:11.05)	
Average Speed [km/h]	43.9	60.4	61.8	63.6	67.9	65.0	
Top Speed [km/h]	58.1	61.3	63.4	66.4	68.5	68.2	
Avg. Dist. to Rail [m]	8.8	3.5	2.1	2.5	5.3	7.2	
Avg. Stride Freq. [Hz]	2.1	2.3	2.3	2.4	2.5	2.5	
Avg. Stride Length [m]	5.7	7.3	7.5	7.5	7.6	7.3	



Report Created: Sat 17 February 2024 10:41:24 GMT+11 (Note: Timing is based on positional data)

- [] Ranking at each section and finish
- :-:- No data available at this section
- NA No data available



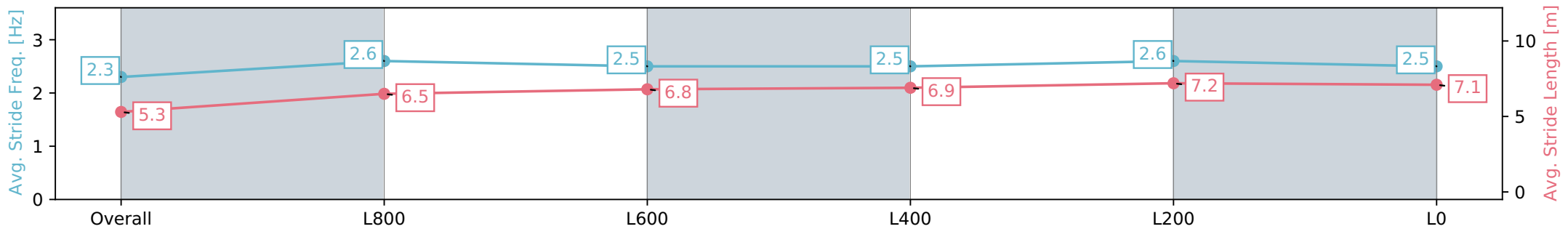
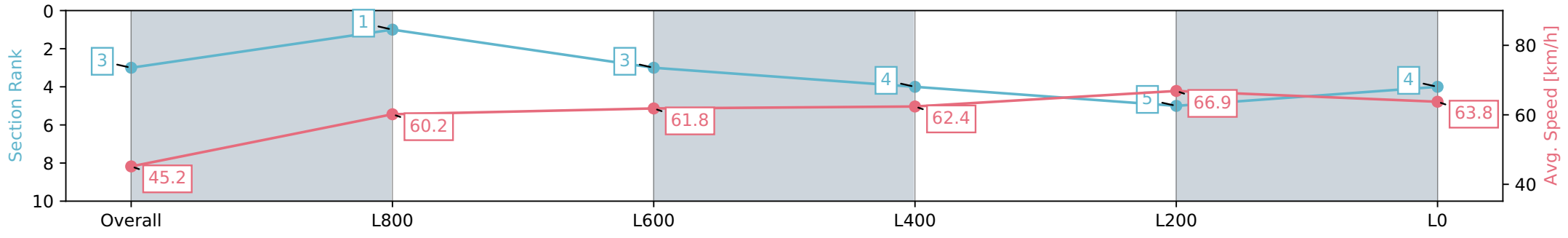
Horse/Jockey Name	ARUNDEL CASTLE
Finish Rank	3
Fastest Section Time (Section)	0:07.98 (Overall)
Top Speed [km/h] (Section)	68.0 (L400)
Race State	Finished



Ellerslie NZ - Professional
 Race 1: BARFOOT & THOMPSON 1100 - 1100m
 17 February 2024 - 12:26PM
 Track Rating: Good 4, Weather: Fine, Rail Position: +6m



Section	Overall	L1000	L800	L600	L400	L200	L200
Section Times	1:05.37 [3] (0:07.98)	0:57.39 [1] (0:12.03)	0:45.36 [3] (0:11.71)	0:33.65 [4] (0:11.57)	0:22.07 [5] (0:10.77)	0:11.30 [4] (0:11.30)	0:11.30 [4] (0:11.30)
Average Speed [km/h]	45.2	60.2	61.8	62.4	66.9	63.8	63.8
Top Speed [km/h]	59.3	60.9	62.5	64.3	68.0	66.7	66.7
Avg. Dist. to Rail [m]	4.1	1.4	1.2	0.6	2.0	4.4	4.4
Avg. Stride Freq. [Hz]	2.3	2.6	2.5	2.5	2.6	2.5	2.5
Avg. Stride Length [m]	5.3	6.5	6.8	6.9	7.2	7.1	7.1



Report Created: Sat 17 February 2024 10:41:27 GMT+11 (Note: Timing is based on positional data)

- [] Ranking at each section and finish
- :-:- No data available at this section
- NA No data available



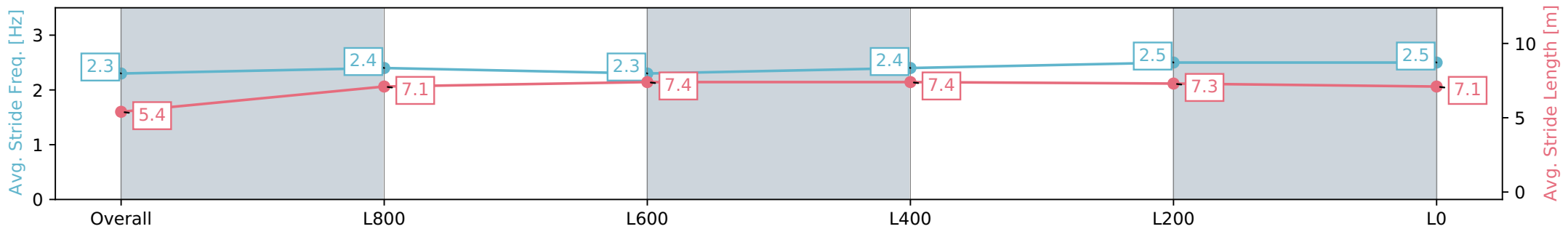
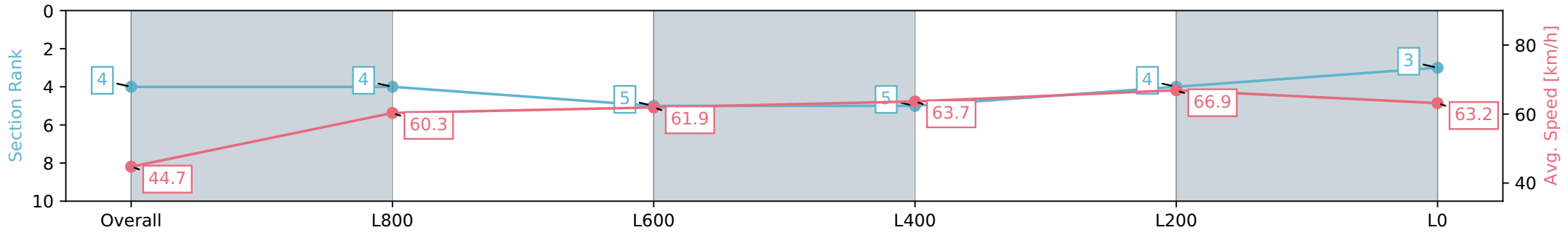
Horse/Jockey Name	CHICAGO JACK
Finish Rank	4
Fastest Section Time (Section)	0:08.11 (Overall)
Top Speed [km/h] (Section)	67.6 (L400)
Race State	Finished



Ellerslie NZ - Professional
 Race 1: BARFOOT & THOMPSON 1100 - 1100m
 17 February 2024 - 12:26PM
 Track Rating: Good 4, Weather: Fine, Rail Position: +6m



Section	Overall	L1000	L800	L600	L400	L200
Section Times	1:05.47 [4] (0:08.11)	0:57.36 [4] (0:12.06)	0:45.30 [5] (0:11.69)	0:33.61 [5] (0:11.43)	0:22.18 [4] (0:10.78)	0:11.40 [3] (0:11.40)
Average Speed [km/h]	44.7	60.3	61.9	63.7	66.9	63.2
Top Speed [km/h]	58.9	61.3	63.3	66.6	67.6	66.9
Avg. Dist. to Rail [m]	7.4	2.8	1.5	1.4	3.6	5.8
Avg. Stride Freq. [Hz]	2.3	2.4	2.3	2.4	2.5	2.5
Avg. Stride Length [m]	5.4	7.1	7.4	7.4	7.3	7.1



Report Created: Sat 17 February 2024 10:41:29 GMT+11 (Note: Timing is based on positional data)

- [] Ranking at each section and finish
- :-:- No data available at this section
- NA No data available



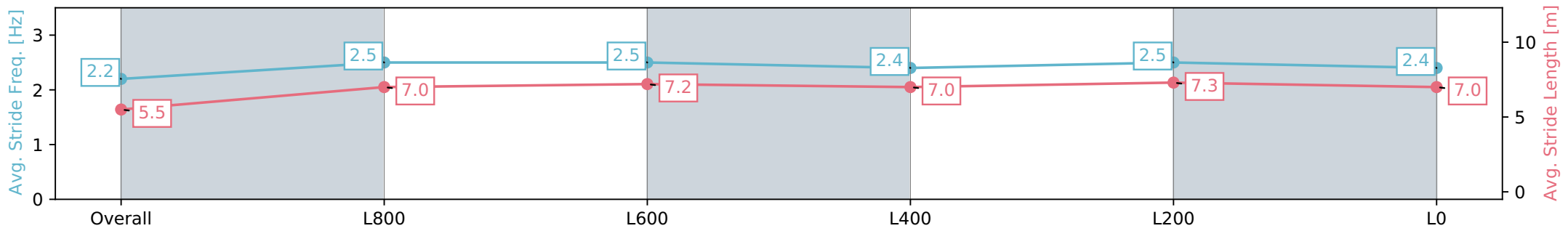
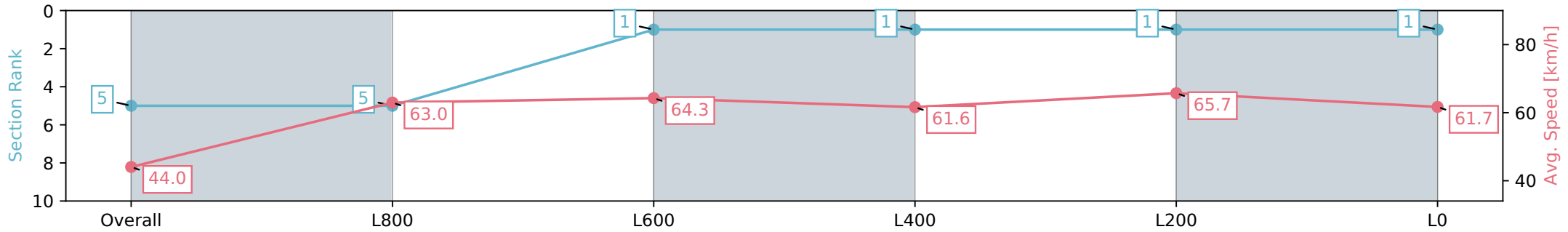
Horse/Jockey Name	CHANCE ENCOUNTER
Finish Rank	5
Fastest Section Time (Section)	0:08.24 (Overall)
Top Speed [km/h] (Section)	67.2 (L400)
Race State	Finished



Ellerslie NZ - Professional
 Race 1: BARFOOT & THOMPSON 1100 - 1100m
 17 February 2024 - 12:26PM
 Track Rating: Good 4, Weather: Fine, Rail Position: +6m



Section	Overall	L1000	L800	L600	L400	L200
Section Times	1:05.51 [5] (0:08.24)	0:57.27 [5] (0:11.60)	0:45.67 [1] (0:11.25)	0:34.42 [1] (0:11.78)	0:22.64 [1] (0:10.96)	0:11.68 [1] (0:11.68)
Average Speed [km/h]	44.0	63.0	64.3	61.6	65.7	61.7
Top Speed [km/h]	58.2	66.4	65.6	63.6	67.2	64.6
Avg. Dist. to Rail [m]	7.9	3.7	1.1	1.5	0.9	0.3
Avg. Stride Freq. [Hz]	2.2	2.5	2.5	2.4	2.5	2.4
Avg. Stride Length [m]	5.5	7.0	7.2	7.0	7.3	7.0



Report Created: Sat 17 February 2024 10:41:32 GMT+11 (Note: Timing is based on positional data)

- [] Ranking at each section and finish
- :-:- No data available at this section
- NA No data available



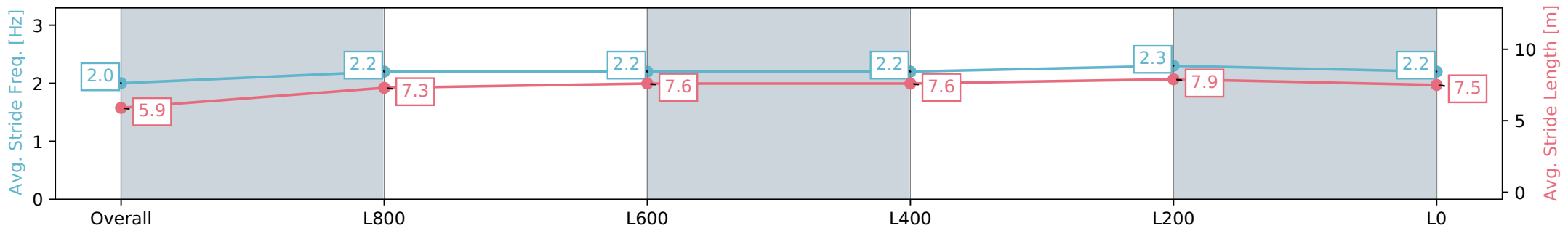
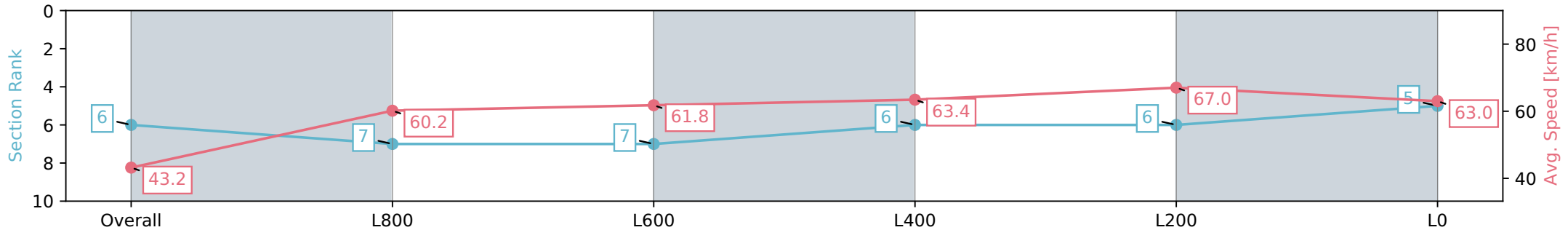
Horse/Jockey Name	TYCOON PRINCE
Finish Rank	6
Fastest Section Time (Section)	0:08.40 (Overall)
Top Speed [km/h] (Section)	67.7 (L400)
Race State	Finished



Ellerslie NZ - Professional
 Race 1: BARFOOT & THOMPSON 1100 - 1100m
 17 February 2024 - 12:26PM
 Track Rating: Good 4, Weather: Fine, Rail Position: +6m



Section	Overall	L1000	L800	L600	L400	L200	L0
Section Times	1:05.62 [6] (0:08.40)	0:57.22 [7] (0:12.03)	0:45.19 [7] (0:11.69)	0:33.50 [6] (0:11.34)	0:22.16 [6] (0:10.74)	0:11.42 [5]	0:11.42 [5]
Average Speed [km/h]	43.2	60.2	61.8	63.4	67.0	63.0	63.0
Top Speed [km/h]	59.7	61.2	63.2	66.9	67.7	65.7	65.7
Avg. Dist. to Rail [m]	6.9	1.2	0.6	0.1	0.7	1.0	1.0
Avg. Stride Freq. [Hz]	2.0	2.2	2.2	2.2	2.3	2.2	2.2
Avg. Stride Length [m]	5.9	7.3	7.6	7.6	7.9	7.5	7.5



Report Created: Sat 17 February 2024 10:41:34 GMT+11 (Note: Timing is based on positional data)

- [] Ranking at each section and finish
- :-:- No data available at this section
- NA No data available



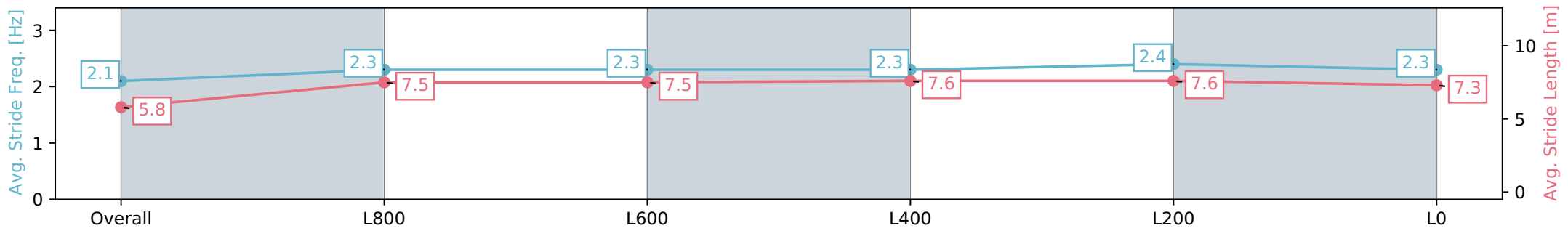
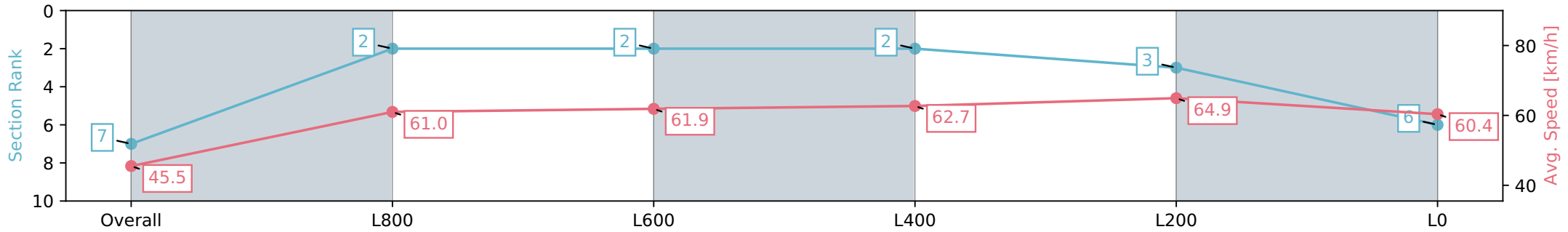
Horse/Jockey Name	MIRABELLA
Finish Rank	7
Fastest Section Time (Section)	0:07.98 (Overall)
Top Speed [km/h] (Section)	66.0 (L400)
Race State	Finished



Ellerslie NZ - Professional
 Race 1: BARFOOT & THOMPSON 1100 - 1100m
 17 February 2024 - 12:26PM
 Track Rating: Good 4, Weather: Fine, Rail Position: +6m



Section	Overall	L1000	L800	L600	L400	L200	L200
Section Times	1:06.15 [7] (0:07.98)	0:58.17 [2] (0:11.87)	0:46.30 [2] (0:11.67)	0:34.63 [2] (0:11.61)	0:23.02 [3] (0:11.09)	0:11.93 [6] (0:11.93)	0:11.93 [6] (0:11.93)
Average Speed [km/h]	45.5	61.0	61.9	62.7	64.9	60.4	60.4
Top Speed [km/h]	60.2	63.1	63.2	64.6	66.0	63.2	63.2
Avg. Dist. to Rail [m]	5.3	2.0	0.5	1.8	3.2	4.5	4.5
Avg. Stride Freq. [Hz]	2.1	2.3	2.3	2.3	2.4	2.3	2.3
Avg. Stride Length [m]	5.8	7.5	7.5	7.6	7.6	7.3	7.3



- [] Ranking at each section and finish
- :-:- No data available at this section
- NA No data available