

Track Rating: Good 4, Weather: Fine, Rail Position: True

Section													Overall	L2000	L1800	L1600	L1400	L1200		
Field Times													2:09.13 (0:08.56)	2:00.57 (0:11.67)	1:48.91 (0:11.77)	1:37.14 (0:11.79)	1:25.35 (0:12.00)	1:13.35 (0:11.97)		
Position	#	Horse/Jockey	Barrier	Top Speed [km/h]	Fastest Section	First 400m												Distance Travelled From Winner [m]		
1	5	AFTERMATH Vincent Colgan	6	63.8 200-0	0:09.16 2000-1800	0:27.60	2:09.13 (0:09.16)	1:59.97 [9] (0:12.18)	1:47.79 [9] (0:12.56)	1:35.22 [8] (0:12.24)	1:22.98 [8] (0:11.70)	1:11.28 [7] (0:11.80)								
2	1	MAJOR MAJOR Craig Grylls	5	63.0 1800-1600	0:08.55 2000-1800	0:26.09	2:09.42 (0:08.55)	2:00.87 [1] (0:11.67)	1:49.20 [1] (0:11.77)	1:37.43 [1] (0:11.79)	1:25.64 [1] (0:12.00)	1:13.64 [1] (0:11.97)					-6			
3	4	JUST ONE Michael McNab	10	64.0 1800-1600	0:08.81 2000-1800	0:26.74	2:09.90 (0:08.81)	2:01.09 [4] (0:11.79)	1:49.30 [3] (0:12.23)	1:37.07 [3] (0:12.18)	1:24.89 [3] (0:11.89)	1:13.00 [3] (0:11.99)					-2			
4	2	GOD OF EROS Kazuya Asano	2	62.4 800-600	0:08.94 2000-1800	0:27.56	2:10.30 (0:08.94)	2:01.36 [6] (0:12.26)	1:49.10 [7] (0:12.67)	1:36.43 [7] (0:12.24)	1:24.19 [7] (0:11.77)	1:12.42 [8] (0:11.81)					-5			
5	9	LA MEZQUITA Owen Bosson	11	63.3 600-400	0:09.07 2000-1800	0:27.54	2:10.37 (0:09.07)	2:01.30 [8] (0:12.27)	1:49.03 [8] (0:12.76)	1:36.27 [9] (0:12.46)	1:23.81 [10] (0:11.76)	1:12.05 [10] (0:11.83)					+0			
6	11	HASSTOBERPERFECT Masahiro Hashizume	1	63.0 800-600	0:08.90 2000-1800	0:27.26	2:10.45 (0:08.90)	2:01.55 [5] (0:12.08)	1:49.47 [5] (0:12.53)	1:36.94 [6] (0:12.19)	1:24.75 [5] (0:11.78)	1:12.97 [6] (0:11.85)					-4			
7	19	TEXT REGRETS Kelly Myers	4	62.5 600-400	0:09.36 2000-1800	0:28.01	2:10.75 (0:09.36)	2:01.39 [11] (0:12.28)	1:49.11 [10] (0:12.69)	1:36.42 [11] (0:12.22)	1:24.20 [9] (0:11.75)	1:12.45 [9] (0:11.77)					-7			
8	8	SAYAN Bill Jacobson	13	63.3 1800-1600	0:08.59 2000-1800	0:26.32	2:11.05 (0:08.59)	2:02.46 [2] (0:11.76)	1:50.70 [2] (0:11.97)	1:38.73 [2] (0:12.00)	1:26.73 [2] (0:12.05)	1:14.68 [2] (0:11.95)					-5			
9	14	BIEDERMEIER Bailey Rogerson	3	62.5 800-600	0:08.95 2000-1800	0:27.25	2:11.25 (0:08.95)	2:02.30 [7] (0:12.05)	1:50.25 [6] (0:12.49)	1:37.76 [5] (0:12.26)	1:25.50 [6] (0:11.70)	1:13.80 [5] (0:11.89)					+1			
10	18	ROCHMIE RAY Samantha Spratt	9	63.5 600-400	0:09.41 2000-1800	0:28.16	2:11.68 (0:09.41)	2:02.27 [13] (0:12.54)	1:49.73 [12] (0:12.41)	1:37.32 [12] (0:12.28)	1:25.04 [11] (0:11.90)	1:13.14 [11] (0:11.77)					+7			

Track Rating: Good 4, Weather: Fine, Rail Position: True

Section															
Field Times		Overall	L2000	L1800	L1600	L1400	L1200								
		2:09.13 (0:08.56)	2:00.57 (0:11.67)	1:48.91 (0:11.77)	1:37.14 (0:11.79)	1:25.35 (0:12.00)	1:13.35 (0:11.97)								
Position	#	Horse/Jockey	Barrier	Top Speed [km/h]	Fastest Section	First 400m									Distance Travelled From Winner [m]
11	12	OMINOUS	8	63.3	0:08.76	0:26.78	2:12.00	2:03.24 [3]	1:51.39 [4]	1:39.07 [4]	1:26.83 [4]	1:14.90 [4]		-5	
		Warren Kennedy		1800-1600	2000-1800		(0:08.76)	(0:11.85)	(0:12.32)	(0:12.24)	(0:11.93)	(0:11.95)			
12	15	WANDA LU	12	63.5	0:09.30	0:28.68	2:13.52	2:04.22 [10]	1:51.39 [13]	1:38.45 [13]	1:25.88 [13]	1:14.00 [13]		+1	
		Jasmine Fawcett		1000-800	2000-1800		(0:09.30)	(0:12.83)	(0:12.94)	(0:12.56)	(0:11.88)	(0:11.51)			
13	6	MATETSI	7	64.1	0:09.40	0:27.97	2:14.21	2:04.81 [12]	1:52.51 [11]	1:39.92 [10]	1:27.35 [12]	1:15.44 [12]		-2	
		Tegan Newman		600-400	2000-1800		(0:09.40)	(0:12.30)	(0:12.59)	(0:12.56)	(0:11.91)	(0:11.83)			

Track Rating: Good 4, Weather: Fine, Rail Position: True

Section													
Field Times													
		L1000	L800	L600	L400	L200							
		1:01.37 (0:12.16)	0:49.21 (0:12.35)	0:36.86 (0:12.15)	0:24.71 (0:12.23)	0:12.48 (0:12.48)							
Position	#	Horse/Jockey	Barrier	Top Speed [km/h]	Fastest Section	First 400m						Margin	Distance Travelled From Winner [m]
1	5	AFTERMATH Vincent Colgan	6	63.8 200-0	0:09.16 2000-1800	0:27.60	0:59.48 [7] (0:11.70)	0:47.78 [7] (0:12.00)	0:35.78 [6] (0:11.87)	0:23.91 [4] (0:11.56)	0:12.35 [2] (0:12.35)	2:09.13	2:09.13
2	1	MAJOR MAJOR Craig Grylls	5	63.0 1800-1600	0:08.55 2000-1800	0:26.09	1:01.67 [1] (0:12.17)	0:49.50 [1] (0:12.35)	0:37.15 [1] (0:12.14)	0:25.01 [1] (0:12.23)	0:12.78 [1] (0:12.78)	1.9L	1.9L
3	4	JUST ONE Michael McNab	10	64.0 1800-1600	0:08.81 2000-1800	0:26.74	1:01.01 [3] (0:11.93)	0:49.08 [3] (0:12.05)	0:37.03 [3] (0:12.12)	0:24.91 [3] (0:12.03)	0:12.88 [3] (0:12.88)	5.1L	5.1L
4	2	GOD OF EROS Kazuya Asano	2	62.4 800-600	0:08.94 2000-1800	0:27.56	1:00.61 [8] (0:11.75)	0:48.86 [8] (0:11.96)	0:36.90 [7] (0:12.07)	0:24.83 [7] (0:11.99)	0:12.84 [5] (0:12.84)	7.8L	7.8L
5	9	LA MEZQUITA Owen Bosson	11	63.3 600-400	0:09.07 2000-1800	0:27.54	1:00.22 [10] (0:11.88)	0:48.34 [10] (0:11.77)	0:36.57 [11] (0:11.88)	0:24.69 [9] (0:11.92)	0:12.77 [7] (0:12.77)	8.2L	8.2L
6	11	HASSTOBERPERFECT Masahiro Hashizume	1	63.0 800-600	0:08.90 2000-1800	0:27.26	1:01.12 [5] (0:11.74)	0:49.38 [5] (0:12.10)	0:37.28 [4] (0:12.19)	0:25.09 [5] (0:12.09)	0:13.00 [4] (0:13.00)	8.8L	8.8L
7	19	TEXT REGRETS Kelly Myers	4	62.5 600-400	0:09.36 2000-1800	0:28.01	1:00.68 [9] (0:11.81)	0:48.87 [9] (0:11.87)	0:37.00 [9] (0:11.92)	0:25.08 [8] (0:12.01)	0:13.07 [8] (0:13.07)	10.8L	10.8L
8	8	SAYAN Bill Jacobson	13	63.3 1800-1600	0:08.59 2000-1800	0:26.32	1:02.73 [2] (0:12.00)	0:50.73 [2] (0:12.26)	0:38.47 [2] (0:12.31)	0:26.16 [2] (0:12.57)	0:13.58 [6] (0:13.57)	12.8L	12.8L
9	14	BIEDERMEIER Bailey Rogerson	3	62.5 800-600	0:08.95 2000-1800	0:27.25	1:01.91 [6] (0:11.84)	0:50.07 [6] (0:12.24)	0:37.83 [8] (0:12.31)	0:25.52 [10] (0:12.27)	0:13.25 [10] (0:13.25)	14.1L	14.1L
10	18	ROCHMIE RAY Samantha Spratt	9	63.5 600-400	0:09.41 2000-1800	0:28.16	1:01.37 [11] (0:11.79)	0:49.58 [11] (0:11.66)	0:37.92 [10] (0:12.01)	0:25.91 [11] (0:12.28)	0:13.63 [11] (0:13.63)	17.0L	17.0L

Track Rating: Good 4, Weather: Fine, Rail Position: True

Section													
Field Times		L1000	L800	L600	L400	L200							
		1:01.37	0:49.21	0:36.86	0:24.71	0:12.48							
		(0:12.16)	(0:12.35)	(0:12.15)	(0:12.23)	(0:12.48)							
Position	#	Horse/Jockey	Barrier	Top Speed [km/h]	Fastest Section	First 400m	L1000	L800	L600	L400	L200	Margin	Distance Travelled From Winner [m]
11	12	OMINOUS	8	63.3	0:08.76	0:26.78	1:02.95 [4]	0:51.05 [4]	0:38.77 [5]	0:26.57 [6]	0:14.09 [9]	19.1L	19.1L
		Warren Kennedy		1800-1600	2000-1800		(0:11.90)	(0:12.28)	(0:12.20)	(0:12.48)	(0:14.09)		
12	15	WANDA LU	12	63.5	0:09.30	0:28.68	1:02.49 [13]	0:50.67 [13]	0:38.68 [13]	0:26.73 [13]	0:14.82 [13]	29.3L	29.3L
		Jasmine Fawcett		1000-800	2000-1800		(0:11.82)	(0:11.99)	(0:11.95)	(0:11.91)	(0:14.82)		
13	6	MATETSI	7	64.1	0:09.40	0:27.97	1:03.61 [12]	0:51.75 [12]	0:40.03 [12]	0:28.06 [12]	0:15.61 [12]	33.9L	33.9L
		Tegan Newman		600-400	2000-1800		(0:11.86)	(0:11.72)	(0:11.97)	(0:12.45)	(0:15.61)		

- [] Position in running at each section and finish
- # Saddle cloth number
- :--:-- No data available at this section
- █ Background shading for fastest section
- NA No data available

Horse/Jockey Name	AFTERMATH
Finish Rank	1
Fastest Section Time (Section)	0:09.16 (Overall)
Top Speed [km/h] (Section)	63.8 (L400)
Race State	Finished



Pukekohe Park NZ - Professional

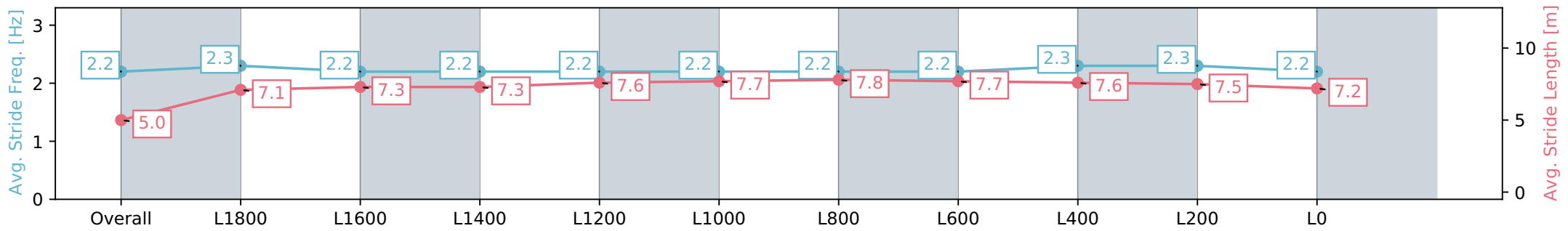
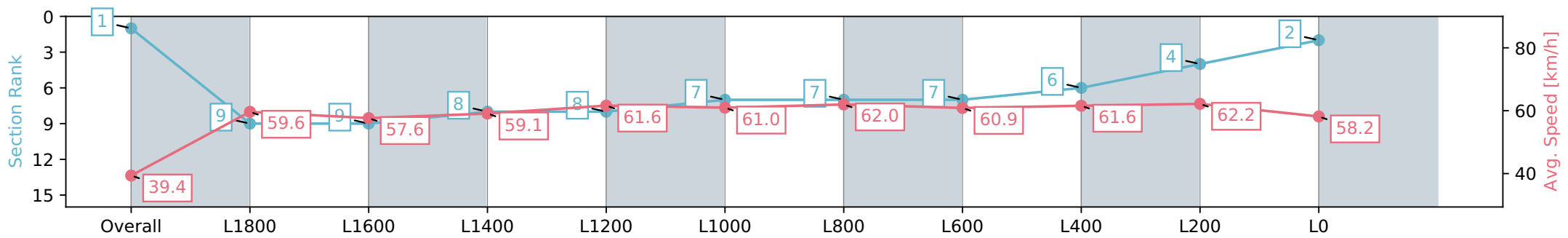
Race 8: SKYCITY 2100 - 2100m

21 February 2024 - 6:45PM



Track Rating: Good 4, Weather: Fine, Rail Position: True

Section	Overall	L1800	L1600	L1400	L1200	L1000	L800	L600	L400	L200	L0
Section Times	2:09.13 [1] (0:09.16)	1:59.97 [9] (0:12.18)	1:47.79 [9] (0:12.56)	1:35.22 [8] (0:12.24)	1:22.98 [8] (0:11.70)	1:11.28 [7] (0:11.80)	0:59.48 [7] (0:11.70)	0:47.78 [7] (0:12.00)	0:35.78 [6] (0:11.87)	0:23.91 [4] (0:11.56)	0:12.35 [2] (0:12.35)
Average Speed [km/h]	39.4	59.6	57.6	59.1	61.6	61.0	62.0	60.9	61.6	62.2	58.2
Top Speed [km/h]	57.6	60.7	58.6	60.3	63.6	61.5	63.8	61.9	62.7	63.8	59.7
Avg. Dist. to Rail [m]	5.8	2.0	1.1	1.0	1.1	1.1	1.4	2.3	3.8	4.8	3.1
Avg. Stride Freq. [Hz]	2.2	2.3	2.2	2.2	2.2	2.2	2.2	2.2	2.2	2.3	2.2
Avg. Stride Length [m]	5.0	7.1	7.3	7.3	7.6	7.7	7.8	7.7	7.6	7.5	7.2



- [] Ranking at each section and finish
- :-:- No data available at this section
- NA No data available

Horse/Jockey Name	MAJOR MAJOR
Finish Rank	2
Fastest Section Time (Section)	0:08.55 (Overall)
Top Speed [km/h] (Section)	63.0 (L2000)
Race State	Finished



Pukekohe Park NZ - Professional

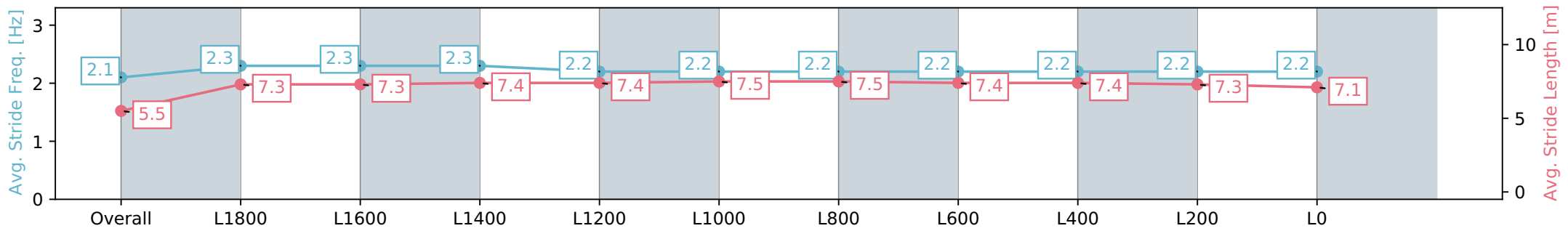
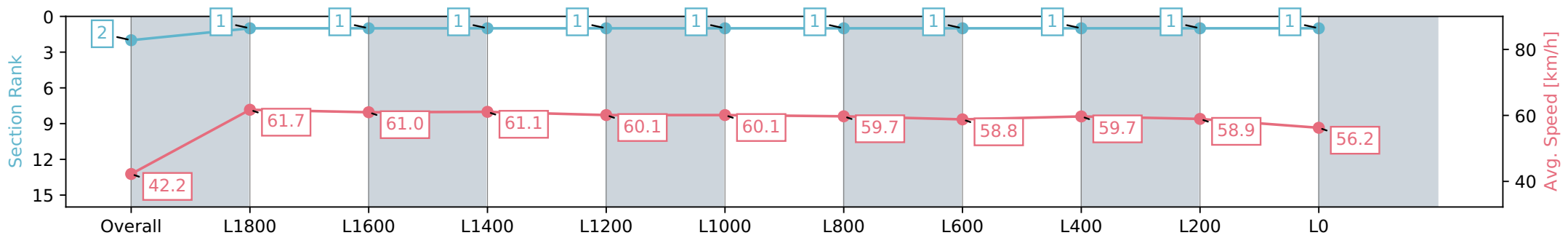
Race 8: SKYCITY 2100 - 2100m

21 February 2024 - 6:45PM



Track Rating: Good 4, Weather: Fine, Rail Position: True

Section	Overall	L1800	L1600	L1400	L1200	L1000	L800	L600	L400	L200	L0
Section Times	2:09.42 [2] (0:08.55)	2:00.87 [1] (0:11.67)	1:49.20 [1] (0:11.77)	1:37.43 [1] (0:11.79)	1:25.64 [1] (0:12.00)	1:13.64 [1] (0:11.97)	1:01.67 [1] (0:12.17)	0:49.50 [1] (0:12.35)	0:37.15 [1] (0:12.14)	0:25.01 [1] (0:12.23)	0:12.78 [1] (0:12.78)
Average Speed [km/h]	42.2	61.7	61.0	61.1	60.1	60.1	59.7	58.8	59.7	58.9	56.2
Top Speed [km/h]	61.6	63.0	62.0	61.8	61.5	61.7	60.0	59.5	60.6	60.3	57.2
Avg. Dist. to Rail [m]	6.2	1.0	0.3	0.5	0.6	0.6	1.0	2.0	1.2	1.1	2.0
Avg. Stride Freq. [Hz]	2.1	2.3	2.3	2.3	2.2	2.2	2.2	2.2	2.2	2.2	2.2
Avg. Stride Length [m]	5.5	7.3	7.3	7.4	7.4	7.5	7.5	7.4	7.4	7.3	7.1



- [] Ranking at each section and finish
- :-:- No data available at this section
- NA No data available

Horse/Jockey Name	JUST ONE
Finish Rank	3
Fastest Section Time (Section)	0:08.81 (Overall)
Top Speed [km/h] (Section)	64.0 (L2000)
Race State	Finished



Pukekohe Park NZ - Professional

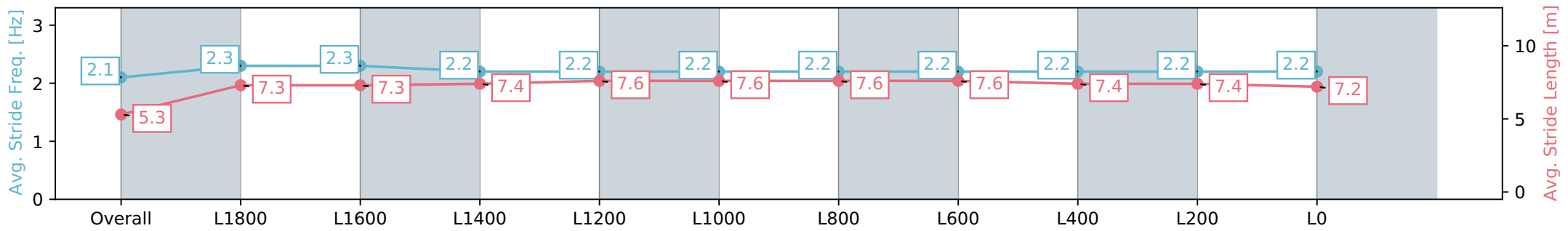
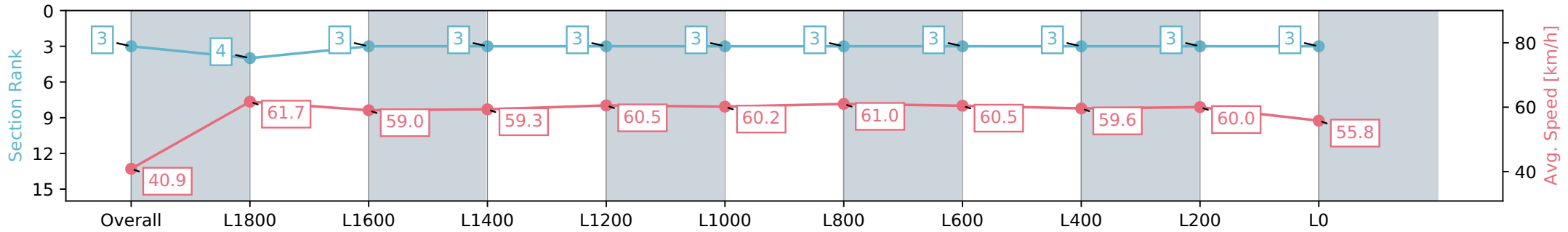
Race 8: SKYCITY 2100 - 2100m

21 February 2024 - 6:45PM



Track Rating: Good 4, Weather: Fine, Rail Position: True

Section	Overall	L1800	L1600	L1400	L1200	L1000	L800	L600	L400	L200	L0
Section Times	2:09.90 [3] (0:08.81)	2:01.09 [4] (0:11.79)	1:49.30 [3] (0:12.23)	1:37.07 [3] (0:12.18)	1:24.89 [3] (0:11.89)	1:13.00 [3] (0:11.99)	1:01.01 [3] (0:11.93)	0:49.08 [3] (0:12.05)	0:37.03 [3] (0:12.12)	0:24.91 [3] (0:12.03)	0:12.88 [3] (0:12.88)
Average Speed [km/h]	40.9	61.7	59.0	59.3	60.5	60.2	61.0	60.5	59.6	60.0	55.8
Top Speed [km/h]	61.1	64.0	59.8	60.0	61.1	60.9	61.9	61.5	60.8	61.5	57.7
Avg. Dist. to Rail [m]	10.1	2.8	0.3	1.3	1.5	1.3	1.7	1.9	2.1	2.2	2.0
Avg. Stride Freq. [Hz]	2.1	2.3	2.3	2.2	2.2	2.2	2.2	2.2	2.2	2.2	2.2
Avg. Stride Length [m]	5.3	7.3	7.3	7.4	7.6	7.6	7.6	7.6	7.4	7.4	7.2



- [] Ranking at each section and finish
- :-:- No data available at this section
- NA No data available

Horse/Jockey Name	GOD OF EROS
Finish Rank	4
Fastest Section Time (Section)	0:08.94 (Overall)
Top Speed [km/h] (Section)	62.4 (L1000)
Race State	Finished



Pukekohe Park NZ - Professional

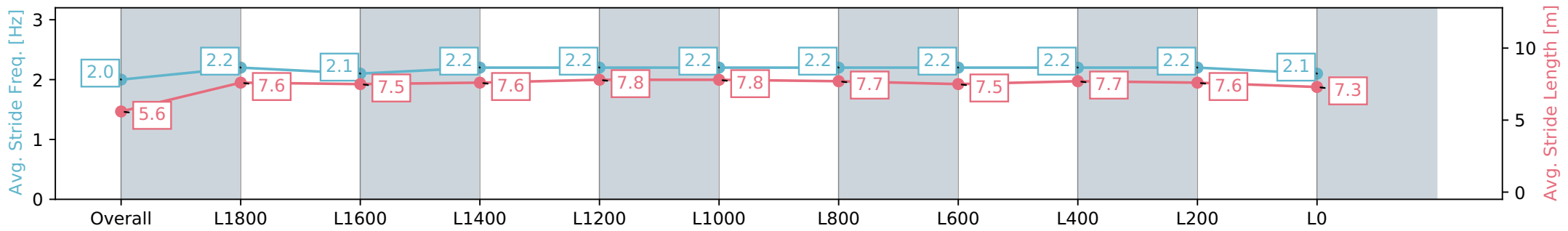
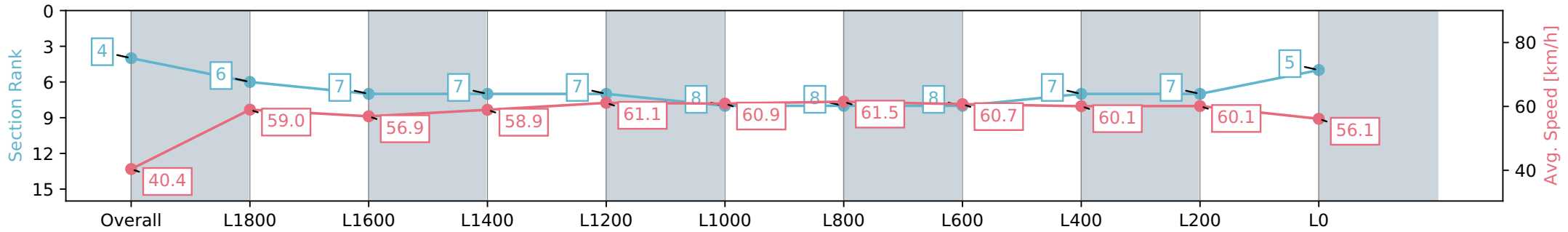
Race 8: SKYCITY 2100 - 2100m

21 February 2024 - 6:45PM



Track Rating: Good 4, Weather: Fine, Rail Position: True

Section	Overall	L1800	L1600	L1400	L1200	L1000	L800	L600	L400	L200	L0
Section Times	2:10.30 [4] (0:08.94)	2:01.36 [6] (0:12.26)	1:49.10 [7] (0:12.67)	1:36.43 [7] (0:12.24)	1:24.19 [7] (0:11.77)	1:12.42 [8] (0:11.81)	1:00.61 [8] (0:11.75)	0:48.86 [8] (0:11.96)	0:36.90 [7] (0:12.07)	0:24.83 [7] (0:11.99)	0:12.84 [5] (0:12.84)
Average Speed [km/h]	40.4	59.0	56.9	58.9	61.1	60.9	61.5	60.7	60.1	60.1	56.1
Top Speed [km/h]	58.5	60.4	58.2	60.0	61.8	61.6	62.4	61.9	60.9	61.7	58.2
Avg. Dist. to Rail [m]	3.7	1.9	0.3	0.1	0.4	0.2	0.5	1.5	2.5	3.7	3.6
Avg. Stride Freq. [Hz]	2.0	2.2	2.1	2.2	2.2	2.2	2.2	2.2	2.2	2.2	2.1
Avg. Stride Length [m]	5.6	7.6	7.5	7.6	7.8	7.8	7.7	7.5	7.7	7.6	7.3



- [] Ranking at each section and finish
- :-:- No data available at this section
- NA No data available

Horse/Jockey Name	LA MEZQUITA
Finish Rank	5
Fastest Section Time (Section)	0:09.07 (Overall)
Top Speed [km/h] (Section)	63.3 (L800)
Race State	Finished



Pukekohe Park NZ - Professional

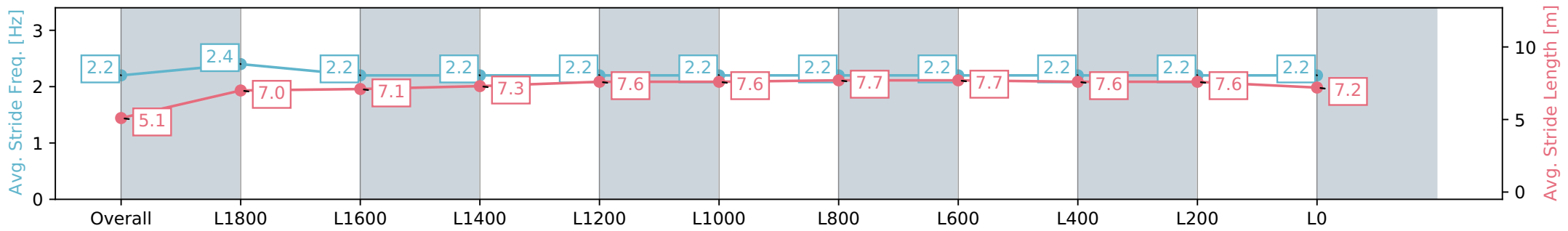
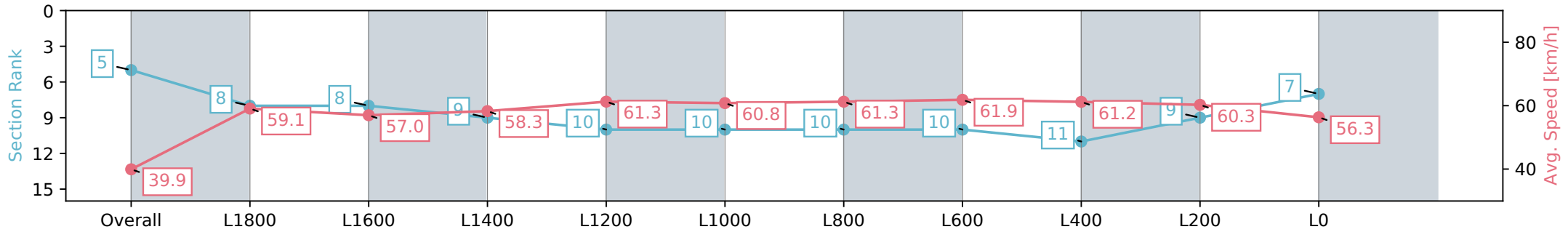
Race 8: SKYCITY 2100 - 2100m

21 February 2024 - 6:45PM



Track Rating: Good 4, Weather: Fine, Rail Position: True

Section	Overall	L1800	L1600	L1400	L1200	L1000	L800	L600	L400	L200	L0
Section Times	2:10.37 [5] (0:09.07)	2:01.30 [8] (0:12.27)	1:49.03 [8] (0:12.76)	1:36.27 [9] (0:12.46)	1:23.81 [10] (0:11.76)	1:12.05 [10] (0:11.83)	1:00.22 [10] (0:11.88)	0:48.34 [10] (0:11.77)	0:36.57 [11] (0:11.88)	0:24.69 [9] (0:11.92)	0:12.77 [7] (0:12.77)
Average Speed [km/h]	39.9	59.1	57.0	58.3	61.3	60.8	61.3	61.9	61.2	60.3	56.3
Top Speed [km/h]	57.2	60.0	59.2	60.1	62.5	62.4	62.9	63.3	62.4	62.5	58.4
Avg. Dist. to Rail [m]	10.5	2.5	1.6	1.4	1.8	2.3	2.4	1.7	2.4	4.4	4.2
Avg. Stride Freq. [Hz]	2.2	2.4	2.2	2.2	2.2	2.2	2.2	2.2	2.2	2.2	2.2
Avg. Stride Length [m]	5.1	7.0	7.1	7.3	7.6	7.6	7.7	7.7	7.6	7.6	7.2



- [] Ranking at each section and finish
- :-:- No data available at this section
- NA No data available

Horse/Jockey Name	HASSTOBEPERFECT
Finish Rank	6
Fastest Section Time (Section)	0:08.90 (Overall)
Top Speed [km/h] (Section)	63.0 (L1000)
Race State	Finished



Pukekohe Park NZ - Professional

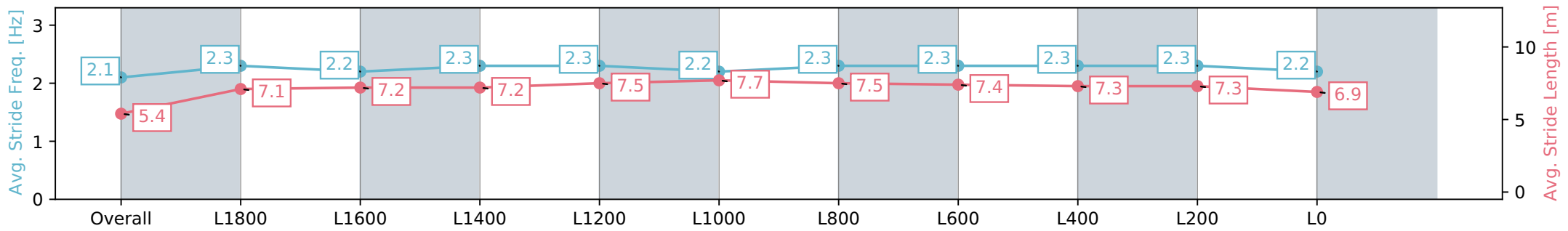
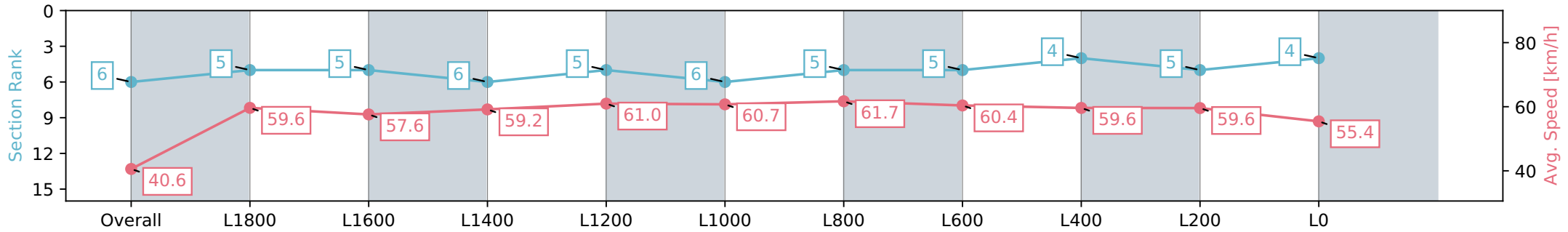
Race 8: SKYCITY 2100 - 2100m

21 February 2024 - 6:45PM



Track Rating: Good 4, Weather: Fine, Rail Position: True

Section	Overall	L1800	L1600	L1400	L1200	L1000	L800	L600	L400	L200	L0
Section Times	2:10.45 [6] (0:08.90)	2:01.55 [5] (0:12.08)	1:49.47 [5] (0:12.53)	1:36.94 [6] (0:12.19)	1:24.75 [5] (0:11.78)	1:12.97 [6] (0:11.85)	1:01.12 [5] (0:11.74)	0:49.38 [5] (0:12.10)	0:37.28 [4] (0:12.19)	0:25.09 [5] (0:12.09)	0:13.00 [4] (0:13.00)
Average Speed [km/h]	40.6	59.6	57.6	59.2	61.0	60.7	61.7	60.4	59.6	59.6	55.4
Top Speed [km/h]	60.5	62.8	58.5	60.5	61.6	61.3	63.0	61.1	60.5	60.9	57.5
Avg. Dist. to Rail [m]	2.4	0.9	0.2	0.2	0.2	0.2	0.8	2.4	3.6	4.2	4.2
Avg. Stride Freq. [Hz]	2.1	2.3	2.2	2.3	2.3	2.2	2.3	2.3	2.3	2.3	2.2
Avg. Stride Length [m]	5.4	7.1	7.2	7.2	7.5	7.7	7.5	7.4	7.3	7.3	6.9



- [] Ranking at each section and finish
- :-:- No data available at this section
- NA No data available

Horse/Jockey Name	TEXT REGRETS
Finish Rank	7
Fastest Section Time (Section)	0:09.36 (Overall)
Top Speed [km/h] (Section)	62.5 (L800)
Race State	Finished



Pukekohe Park NZ - Professional

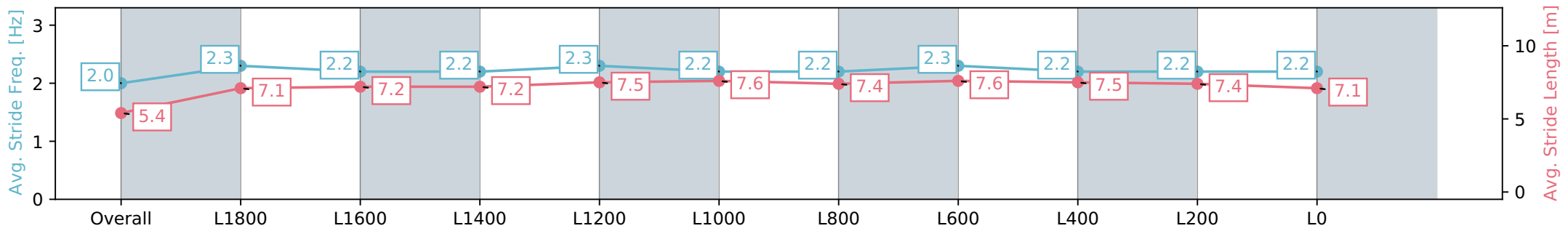
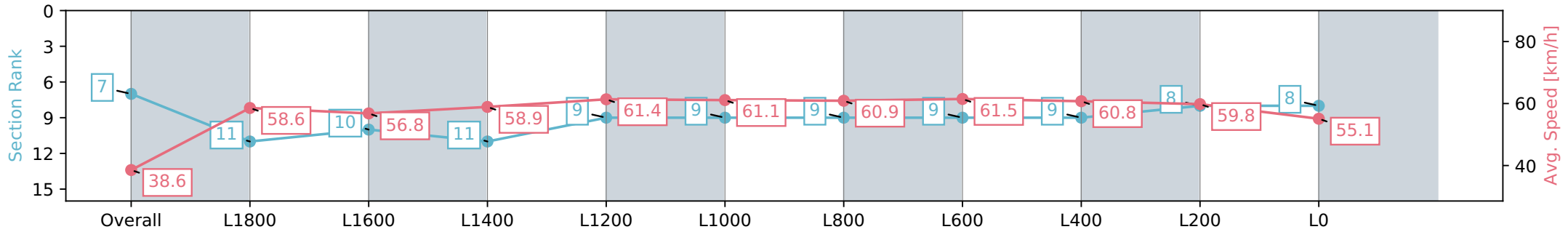
Race 8: SKYCITY 2100 - 2100m

21 February 2024 - 6:45PM



Track Rating: Good 4, Weather: Fine, Rail Position: True

Section	Overall	L1800	L1600	L1400	L1200	L1000	L800	L600	L400	L200	L0
Section Times	2:10.75 [7] (0:09.36)	2:01.39 [11] (0:12.28)	1:49.11 [10] (0:12.69)	1:36.42 [11] (0:12.22)	1:24.20 [9] (0:11.75)	1:12.45 [9] (0:11.77)	1:00.68 [9] (0:11.81)	0:48.87 [9] (0:11.87)	0:37.00 [9] (0:11.92)	0:25.08 [8] (0:12.01)	0:13.07 [8] (0:13.07)
Average Speed [km/h]	38.6	58.6	56.8	58.9	61.4	61.1	60.9	61.5	60.8	59.8	55.1
Top Speed [km/h]	58.0	60.8	57.5	59.9	62.2	62.2	62.3	62.5	62.3	62.5	56.1
Avg. Dist. to Rail [m]	4.5	0.7	0.2	0.1	0.2	0.2	0.6	1.6	1.6	1.8	3.3
Avg. Stride Freq. [Hz]	2.0	2.3	2.2	2.2	2.3	2.2	2.2	2.3	2.2	2.2	2.2
Avg. Stride Length [m]	5.4	7.1	7.2	7.2	7.5	7.6	7.4	7.6	7.5	7.4	7.1



- [] Ranking at each section and finish
- :-:- No data available at this section
- NA No data available

Horse/Jockey Name	SAYAN
Finish Rank	8
Fastest Section Time (Section)	0:08.59 (Overall)
Top Speed [km/h] (Section)	63.3 (L2000)
Race State	Finished



Pukekohe Park NZ - Professional

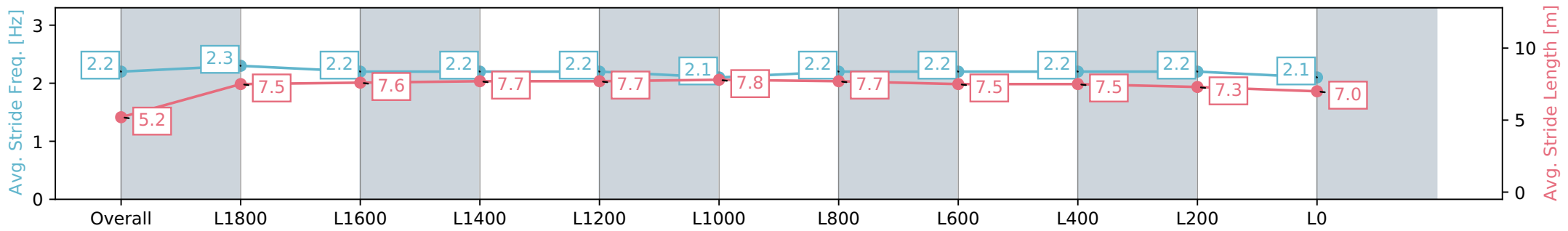
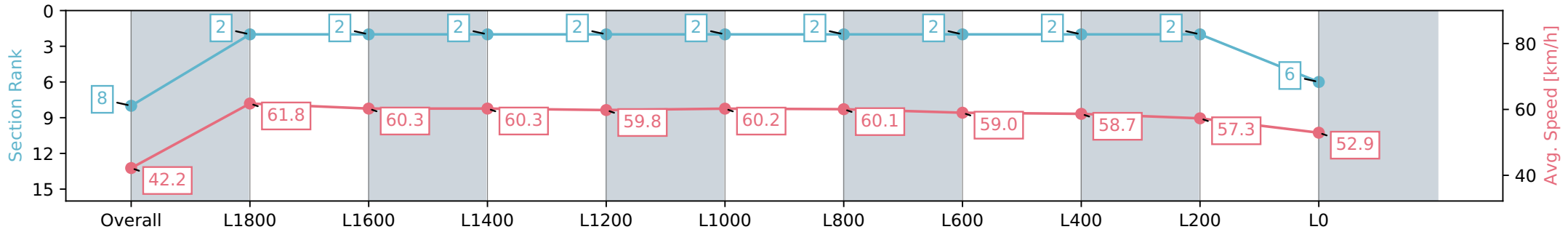
Race 8: SKYCITY 2100 - 2100m

21 February 2024 - 6:45PM



Track Rating: Good 4, Weather: Fine, Rail Position: True

Section	Overall	L1800	L1600	L1400	L1200	L1000	L800	L600	L400	L200	L0
Section Times	2:11.05 [8] (0:08.59)	2:02.46 [2] (0:11.76)	1:50.70 [2] (0:11.97)	1:38.73 [2] (0:12.00)	1:26.73 [2] (0:12.05)	1:14.68 [2] (0:11.95)	1:02.73 [2] (0:12.00)	0:50.73 [2] (0:12.26)	0:38.47 [2] (0:12.31)	0:26.16 [2] (0:12.57)	0:13.58 [6] (0:13.57)
Average Speed [km/h]	42.2	61.8	60.3	60.3	59.8	60.2	60.1	59.0	58.7	57.3	52.9
Top Speed [km/h]	60.9	63.3	61.1	61.2	61.4	60.9	61.2	59.5	59.3	59.2	55.3
Avg. Dist. to Rail [m]	12.9	2.8	0.7	0.7	0.8	0.8	0.3	1.0	0.8	1.3	1.3
Avg. Stride Freq. [Hz]	2.2	2.3	2.2	2.2	2.2	2.1	2.2	2.2	2.2	2.2	2.1
Avg. Stride Length [m]	5.2	7.5	7.6	7.7	7.7	7.8	7.7	7.5	7.5	7.3	7.0



- [] Ranking at each section and finish
- :-:- No data available at this section
- NA No data available

Horse/Jockey Name	BIEDERMEIER
Finish Rank	9
Fastest Section Time (Section)	0:08.95 (Overall)
Top Speed [km/h] (Section)	62.5 (L1000)
Race State	Finished



Pukekohe Park NZ - Professional

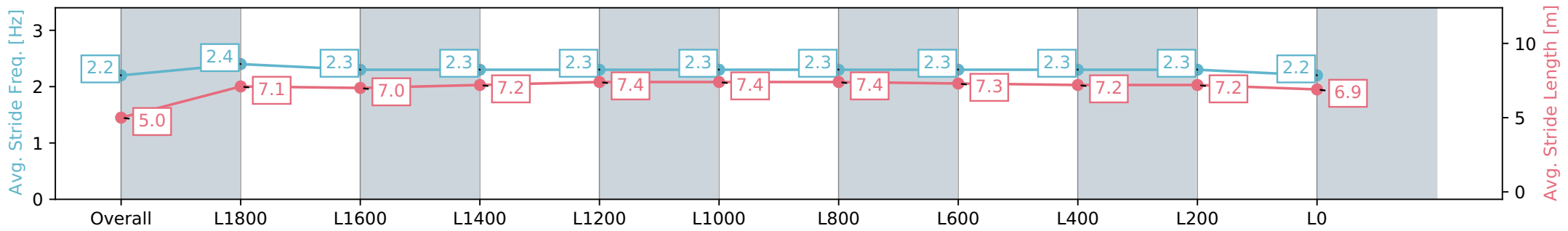
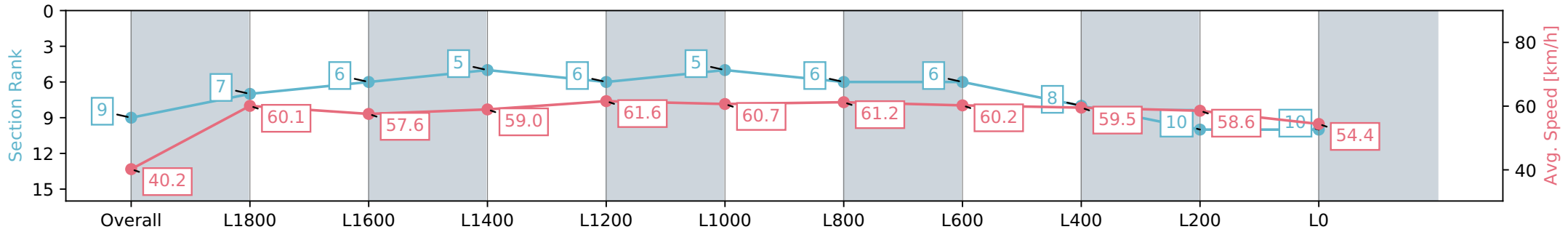
Race 8: SKYCITY 2100 - 2100m

21 February 2024 - 6:45PM



Track Rating: Good 4, Weather: Fine, Rail Position: True

Section	Overall	L1800	L1600	L1400	L1200	L1000	L800	L600	L400	L200	L0
Section Times	2:11.25 [9] (0:08.95)	2:02.30 [7] (0:12.05)	1:50.25 [6] (0:12.49)	1:37.76 [5] (0:12.26)	1:25.50 [6] (0:11.70)	1:13.80 [5] (0:11.89)	1:01.91 [6] (0:11.84)	0:50.07 [6] (0:12.24)	0:37.83 [8] (0:12.31)	0:25.52 [10] (0:12.27)	0:13.25 [10] (0:13.25)
Average Speed [km/h]	40.2	60.1	57.6	59.0	61.6	60.7	61.2	60.2	59.5	58.6	54.4
Top Speed [km/h]	59.9	61.7	58.7	60.2	62.3	61.3	62.5	61.3	61.0	60.8	56.3
Avg. Dist. to Rail [m]	5.1	1.8	0.3	0.8	1.1	1.1	1.9	3.7	4.6	5.6	5.2
Avg. Stride Freq. [Hz]	2.2	2.4	2.3	2.3	2.3	2.3	2.3	2.3	2.3	2.3	2.2
Avg. Stride Length [m]	5.0	7.1	7.0	7.2	7.4	7.4	7.4	7.3	7.2	7.2	6.9



- [] Ranking at each section and finish
- :-:- No data available at this section
- NA No data available

Horse/Jockey Name	ROCHMIE RAY
Finish Rank	10
Fastest Section Time (Section)	0:09.41 (Overall)
Top Speed [km/h] (Section)	63.5 (L800)
Race State	Finished

AUCKLAND
THOROUGHBRED
RACING

Pukekohe Park NZ - Professional

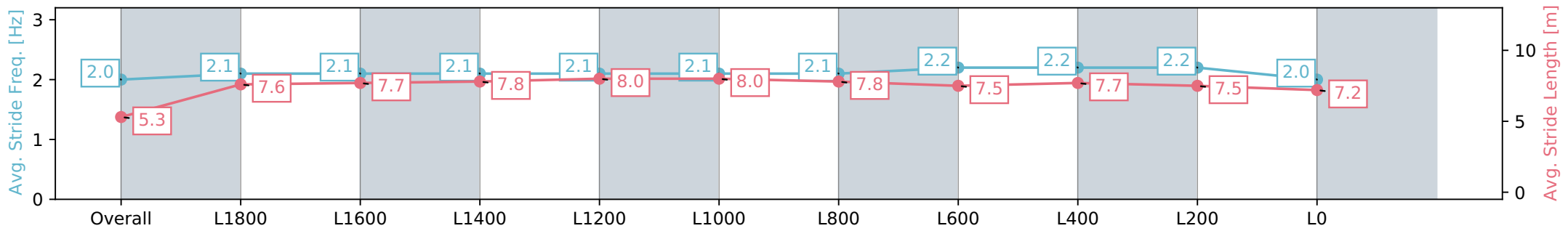
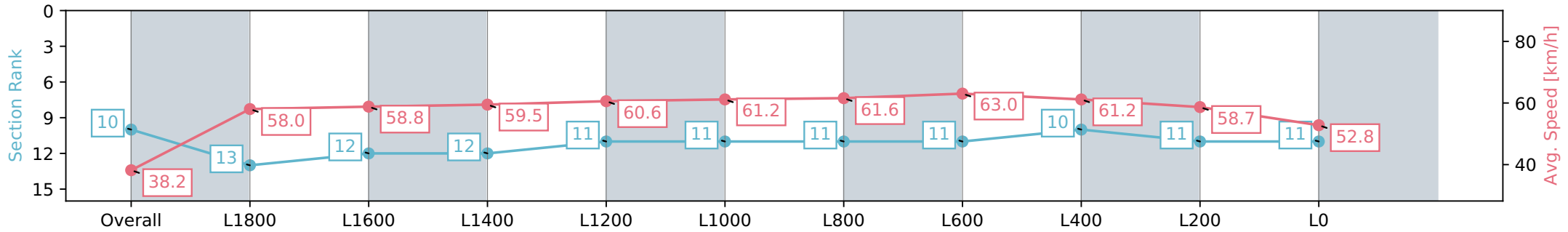
Race 8: SKYCITY 2100 - 2100m

21 February 2024 - 6:45PM

PUKEKOHE
PARK

Track Rating: Good 4, Weather: Fine, Rail Position: True

Section	Overall	L1800	L1600	L1400	L1200	L1000	L800	L600	L400	L200	L0
Section Times	2:11.68 [10] (0:09.41)	2:02.27 [13] (0:12.54)	1:49.73 [12] (0:12.41)	1:37.32 [12] (0:12.28)	1:25.04 [11] (0:11.90)	1:13.14 [11] (0:11.77)	1:01.37 [11] (0:11.79)	0:49.58 [11] (0:11.66)	0:37.92 [10] (0:12.01)	0:25.91 [11] (0:12.28)	0:13.63 [11] (0:13.63)
Average Speed [km/h]	38.2	58.0	58.8	59.5	60.6	61.2	61.6	63.0	61.2	58.7	52.8
Top Speed [km/h]	57.3	59.0	59.7	60.3	61.0	61.7	63.4	63.5	62.2	60.4	56.2
Avg. Dist. to Rail [m]	8.9	3.2	2.2	2.3	2.0	1.3	1.9	3.5	6.0	8.3	7.5
Avg. Stride Freq. [Hz]	2.0	2.1	2.1	2.1	2.1	2.1	2.1	2.2	2.2	2.2	2.0
Avg. Stride Length [m]	5.3	7.6	7.7	7.8	8.0	8.0	7.8	7.5	7.7	7.5	7.2



- [] Ranking at each section and finish
- :-:- No data available at this section
- NA No data available

Horse/Jockey Name	OMINOUS
Finish Rank	11
Fastest Section Time (Section)	0:08.76 (Overall)
Top Speed [km/h] (Section)	63.3 (L2000)
Race State	Finished



Pukekohe Park NZ - Professional

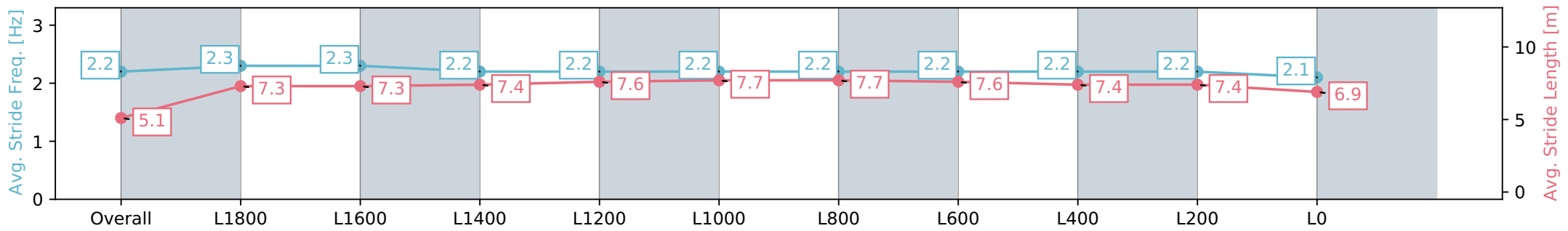
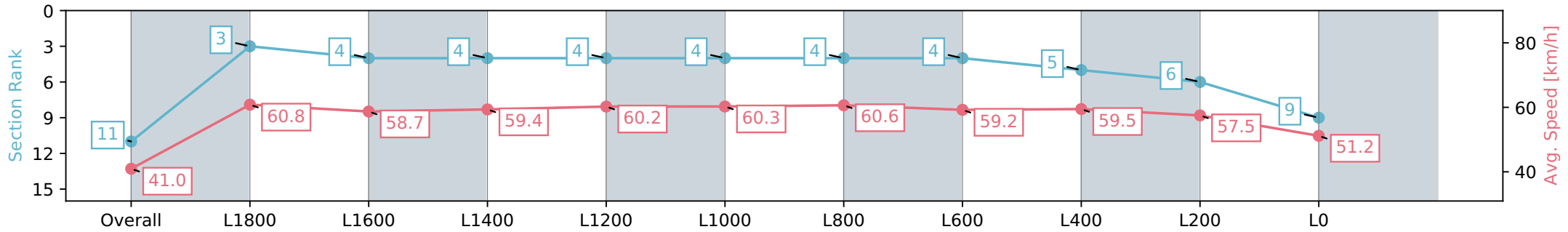
Race 8: SKYCITY 2100 - 2100m

21 February 2024 - 6:45PM



Track Rating: Good 4, Weather: Fine, Rail Position: True

Section	Overall	L1800	L1600	L1400	L1200	L1000	L800	L600	L400	L200	L0
Section Times	2:12.00 [11] (0:08.76)	2:03.24 [3] (0:11.85)	1:51.39 [4] (0:12.32)	1:39.07 [4] (0:12.24)	1:26.83 [4] (0:11.93)	1:14.90 [4] (0:11.95)	1:02.95 [4] (0:11.90)	0:51.05 [4] (0:12.28)	0:38.77 [5] (0:12.20)	0:26.57 [6] (0:12.48)	0:14.09 [9] (0:14.09)
Average Speed [km/h]	41.0	60.8	58.7	59.4	60.2	60.3	60.6	59.2	59.5	57.5	51.2
Top Speed [km/h]	62.3	63.3	59.6	60.0	61.0	60.9	61.8	60.0	60.1	59.9	54.7
Avg. Dist. to Rail [m]	8.4	1.2	0.7	1.7	1.1	0.8	0.4	1.1	1.9	0.7	0.6
Avg. Stride Freq. [Hz]	2.2	2.3	2.3	2.2	2.2	2.2	2.2	2.2	2.2	2.2	2.1
Avg. Stride Length [m]	5.1	7.3	7.3	7.4	7.6	7.7	7.7	7.6	7.4	7.4	6.9



- [] Ranking at each section and finish
- :-:- No data available at this section
- NA No data available

Horse/Jockey Name	WANDA LU
Finish Rank	12
Fastest Section Time (Section)	0:09.30 (Overall)
Top Speed [km/h] (Section)	63.5 (L1200)
Race State	Finished



Pukekohe Park NZ - Professional

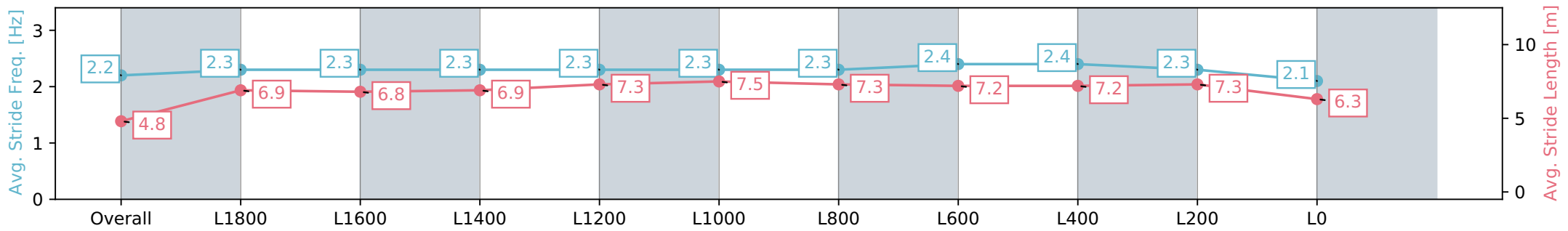
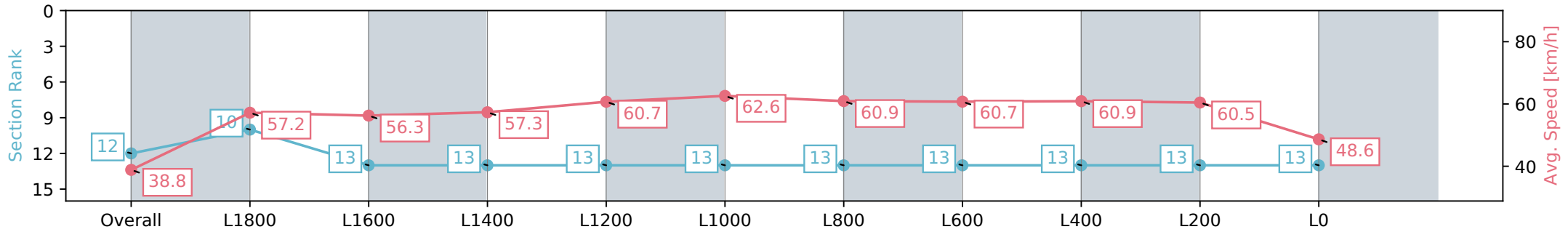
Race 8: SKYCITY 2100 - 2100m

21 February 2024 - 6:45PM



Track Rating: Good 4, Weather: Fine, Rail Position: True

Section	Overall	L1800	L1600	L1400	L1200	L1000	L800	L600	L400	L200	L0
Section Times	2:13.52 [12] (0:09.30)	2:04.22 [10] (0:12.83)	1:51.39 [13] (0:12.94)	1:38.45 [13] (0:12.56)	1:25.88 [13] (0:11.88)	1:14.00 [13] (0:11.51)	1:02.49 [13] (0:11.82)	0:50.67 [13] (0:11.99)	0:38.68 [13] (0:11.95)	0:26.73 [13] (0:11.91)	0:14.82 [13] (0:14.82)
Average Speed [km/h]	38.8	57.2	56.3	57.3	60.7	62.6	60.9	60.7	60.9	60.5	48.6
Top Speed [km/h]	55.2	58.2	57.5	58.4	62.4	63.5	61.5	61.6	62.6	62.5	57.6
Avg. Dist. to Rail [m]	13.1	5.7	1.7	0.6	1.3	1.3	0.5	1.8	3.0	6.7	6.7
Avg. Stride Freq. [Hz]	2.2	2.3	2.3	2.3	2.3	2.3	2.3	2.4	2.4	2.3	2.1
Avg. Stride Length [m]	4.8	6.9	6.8	6.9	7.3	7.5	7.3	7.2	7.2	7.3	6.3



- [] Ranking at each section and finish
- :-:- No data available at this section
- NA No data available

Horse/Jockey Name	MATETSI
Finish Rank	13
Fastest Section Time (Section)	0:09.40 (Overall)
Top Speed [km/h] (Section)	64.1 (L800)
Race State	Finished



Pukekohe Park NZ - Professional

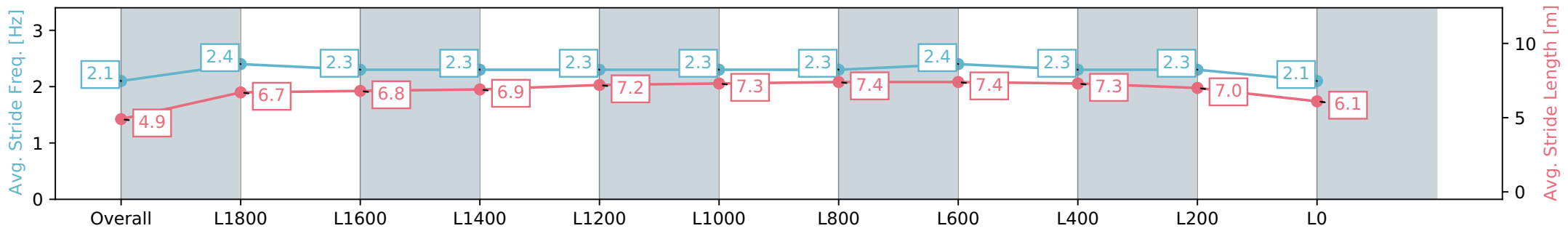
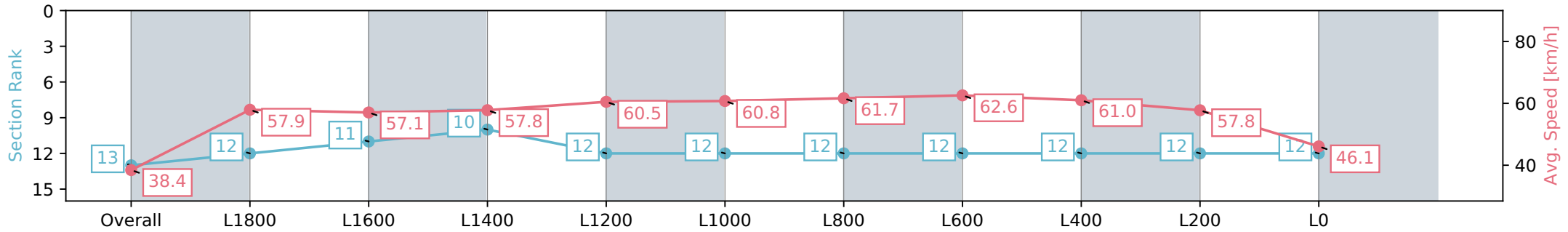
Race 8: SKYCITY 2100 - 2100m

21 February 2024 - 6:45PM



Track Rating: Good 4, Weather: Fine, Rail Position: True

Section	Overall	L1800	L1600	L1400	L1200	L1000	L800	L600	L400	L200	L0
Section Times	2:14.21 [13] (0:09.40)	2:04.81 [12] (0:12.30)	1:52.51 [11] (0:12.59)	1:39.92 [10] (0:12.56)	1:27.35 [12] (0:11.91)	1:15.44 [12] (0:11.83)	1:03.61 [12] (0:11.86)	0:51.75 [12] (0:11.72)	0:40.03 [12] (0:11.97)	0:28.06 [12] (0:12.45)	0:15.61 [12] (0:15.61)
Average Speed [km/h]	38.4	57.9	57.1	57.8	60.5	60.8	61.7	62.6	61.0	57.8	46.1
Top Speed [km/h]	57.3	59.0	58.0	59.7	61.1	62.1	63.4	64.1	62.0	60.8	53.6
Avg. Dist. to Rail [m]	4.7	1.1	1.2	2.2	2.7	2.4	2.7	3.1	2.7	4.2	5.6
Avg. Stride Freq. [Hz]	2.1	2.4	2.3	2.3	2.3	2.3	2.3	2.4	2.3	2.3	2.1
Avg. Stride Length [m]	4.9	6.7	6.8	6.9	7.2	7.3	7.4	7.4	7.3	7.0	6.1



- [] Ranking at each section and finish
- :-:- No data available at this section
- NA No data available