

Track Rating: Good 4, Weather: Fine, Rail Position: True

Section Field Times		Overall	L1200	L1000	L800	L600	L400							
		1:23.71 (0:13.85)	1:09.86 (0:10.97)	0:58.88 (0:11.38)	0:47.51 (0:11.99)	0:35.52 (0:12.19)	0:23.32 (0:11.36)							
Position	#	Horse/Jockey	Barrier	Top Speed [km/h]	Fastest Section	First 400m								Distance Travelled From Winner [m]
1	17	ROCHESTER Ace Lawson-Carroll	4	66.8 600-400	0:11.25 400-200	0:26.10	1:23.71 (0:14.79)	1:08.92 [9] (0:11.31)	0:57.61 [9] (0:11.53)	0:46.08 [9] (0:11.56)	0:34.51 [8] (0:11.46)	0:23.05 [5] (0:11.25)		
2	3	NOBLE BOY Craig Grylls	6	65.8 1000-800	0:11.21 400-200	0:25.90	1:23.78 (0:14.67)	1:09.11 [7] (0:11.23)	0:57.88 [7] (0:11.35)	0:46.53 [5] (0:11.59)	0:34.94 [5] (0:11.70)	0:23.24 [3] (0:11.21)		+1
3	11	TEMPEST Warren Kennedy	11	66.4 400-200	0:11.11 400-200	0:26.88	1:24.00 (0:15.40)	1:08.60 [13] (0:11.48)	0:57.12 [13] (0:11.28)	0:45.83 [12] (0:11.60)	0:34.23 [12] (0:11.32)	0:22.91 [12] (0:11.11)		+0
4	7	WITHALLMYFAITH Michael McNab	3	65.6 1200-1000	0:11.22 1200-1000	0:26.01	1:24.41 (0:14.79)	1:09.62 [8] (0:11.22)	0:58.40 [8] (0:11.57)	0:46.82 [8] (0:11.63)	0:35.19 [9] (0:11.60)	0:23.59 [7] (0:11.51)		-3
5	2	FOODIE BROTHERS Christopher Dell	12	65.1 1200-1000	0:11.23 1200-1000	0:25.51	1:24.47 (0:14.28)	1:10.19 [4] (0:11.23)	0:58.96 [4] (0:11.53)	0:47.43 [4] (0:11.52)	0:35.91 [3] (0:11.84)	0:24.07 [2] (0:11.68)		-1
6	16	PROCELLA Sam Spratt	10	65.6 1000-800	0:11.34 1000-800	0:26.61	1:24.53 (0:15.20)	1:09.33 [12] (0:11.41)	0:57.92 [11] (0:11.34)	0:46.58 [11] (0:11.52)	0:35.06 [10] (0:11.44)	0:23.62 [9] (0:11.80)		-6
7	9	BROTHER JAMES Ryan Elliot	13	65.7 600-400	0:11.35 600-400	0:26.55	1:24.66 (0:14.85)	1:09.81 [10] (0:11.70)	0:58.11 [10] (0:11.36)	0:46.75 [10] (0:11.70)	0:35.05 [11] (0:11.35)	0:23.70 [10] (0:11.56)		-1
8	10	NO MORE PENNIES Courtney Barnes	7	67.6 1400-1200	0:10.98 1200-1000	0:25.18	1:24.92 (0:14.20)	1:10.72 [2] (0:10.98)	0:59.74 [2] (0:11.51)	0:48.23 [3] (0:11.90)	0:36.33 [4] (0:12.11)	0:24.22 [6] (0:11.63)		+0
9	13	MORNING STAR Kelly Myers	5	66.2 1200-1000	0:11.08 1200-1000	0:25.33	1:25.06 (0:14.25)	1:10.81 [3] (0:11.08)	0:59.73 [3] (0:11.35)	0:48.38 [2] (0:11.79)	0:36.59 [2] (0:12.16)	0:24.43 [4] (0:11.72)		-4
10	5	READY EDDIE GO Kazuya Asano	9	65.8 1200-1000	0:10.97 1200-1000	0:24.82	1:25.38 (0:13.85)	1:11.53 [1] (0:10.97)	1:00.56 [1] (0:11.38)	0:49.18 [1] (0:11.99)	0:37.19 [1] (0:12.19)	0:25.00 [1] (0:12.12)		-5

Track Rating: Good 4, Weather: Fine, Rail Position: True

Section								Overall	L1200	L1000	L800	L600	L400		
Field Times								1:23.71 (0:13.85)	1:09.86 (0:10.97)	0:58.88 (0:11.38)	0:47.51 (0:11.99)	0:35.52 (0:12.19)	0:23.32 (0:11.36)		
Position	#	Horse/Jockey	Barrier	Top Speed [km/h]	Fastest Section	First 400m								Distance Travelled From Winner [m]	
11	4	TIKAANI Darren Danis	1	64.9 1200-1000	0:11.21 1200-1000	0:25.74	1:25.86 (0:14.53)	1:11.33 [5] (0:11.21)	1:00.12 [5] (0:11.56)	0:48.55 [6] (0:11.86)	0:36.69 [7] (0:11.68)	0:25.01 [8] (0:11.90)	-9		
12	15	RIMINI Jasmine Fawcett	8	64.9 1200-1000	0:11.46 1000-800	0:26.82	1:27.60 (0:15.08)	1:12.52 [11] (0:11.74)	1:00.78 [12] (0:11.46)	0:49.32 [13] (0:11.69)	0:37.63 [13] (0:11.98)	0:25.65 [13] (0:12.39)	+3		
13	20	OUR MATE REG Masahiro Hashizume	2	67.3 1400-1200	0:11.34 1200-1000	0:25.89	1:28.08 (0:14.55)	1:13.53 [6] (0:11.34)	1:02.19 [6] (0:11.56)	0:50.63 [7] (0:11.63)	0:39.00 [6] (0:11.91)	0:27.09 [11] (0:12.46)	+0		

Track Rating: Good 4, Weather: Fine, Rail Position: True

Section Field Times												L200 0:11.96 (0:11.96)		
Position	#	Horse/Jockey	Barrier	Top Speed [km/h]	Fastest Section	First 400m	Margin						Distance Travelled From Winner [m]	
1	17	ROCHESTER Ace Lawson-Carroll	4	66.8 600-400	0:11.25 400-200	0:26.10	0:11.80 [2] (0:11.80)	1:23.71						
2	3	NOBLE BOY Craig Grylls	6	65.8 1000-800	0:11.21 400-200	0:25.90	0:12.03 [1] (0:12.03)	0.5L						+1
3	11	TEMPEST Warren Kennedy	11	66.4 400-200	0:11.11 400-200	0:26.88	0:11.80 [4] (0:11.80)	2.0L						+0
4	7	WITHALLMYFAITH Michael McNab	3	65.6 1200-1000	0:11.22 1200-1000	0:26.01	0:12.08 [5] (0:12.08)	4.7L						-3
5	2	FOODIE BROTHERS Christopher Dell	12	65.1 1200-1000	0:11.23 1200-1000	0:25.51	0:12.39 [3] (0:12.39)	5.1L						-1
6	16	PROCELLA Sam Spratt	10	65.6 1000-800	0:11.34 1000-800	0:26.61	0:11.82 [10] (0:11.82)	5.5L						-6
7	9	BROTHER JAMES Ryan Elliot	13	65.7 600-400	0:11.35 600-400	0:26.55	0:12.14 [9] (0:12.14)	6.3L						-1
8	10	NO MORE PENNIES Courtney Barnes	7	67.6 1400-1200	0:10.98 1200-1000	0:25.18	0:12.59 [6] (0:12.59)	8.1L						+0
9	13	MORNING STAR Kelly Myers	5	66.2 1200-1000	0:11.08 1200-1000	0:25.33	0:12.71 [7] (0:12.71)	9.0L						-4
10	5	READY EDDIE GO Kazuya Asano	9	65.8 1200-1000	0:10.97 1200-1000	0:24.82	0:12.88 [8] (0:12.88)	11.2L						-5

Track Rating: Good 4, Weather: Fine, Rail Position: True

Section

Field Times

L200

0:11.96

(0:11.96)

Position	#	Horse/Jockey	Barrier	Top Speed [km/h]	Fastest Section	First 400m	Margin							Distance Travelled From Winner [m]
11	4	TIKAANI Darren Danis	1	64.9 1200-1000	0:11.21 1200-1000	0:25.74	0:13.11 [11] (0:13.11)	14.4L						-9
12	15	RIMINI Jasmine Fawcett	8	64.9 1200-1000	0:11.46 1000-800	0:26.82	0:13.26 [13] (0:13.26)	26.0L						+3
13	20	OUR MATE REG Masahiro Hashizume	2	67.3 1400-1200	0:11.34 1200-1000	0:25.89	0:14.63 [12] (0:14.63)	29.2L						+0

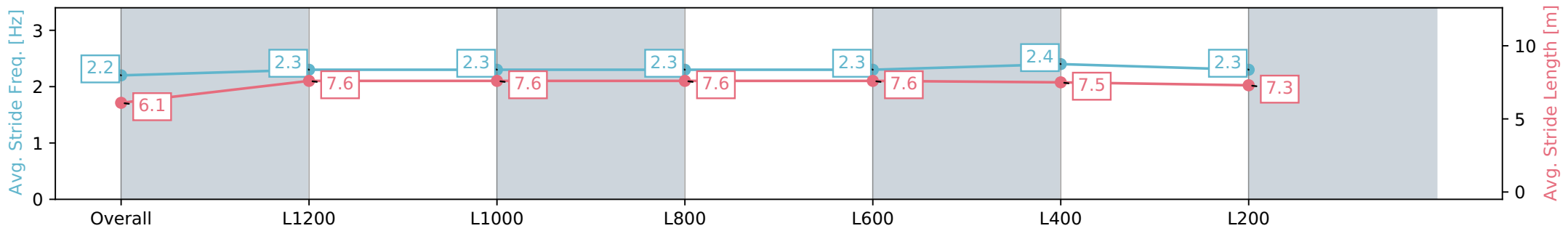
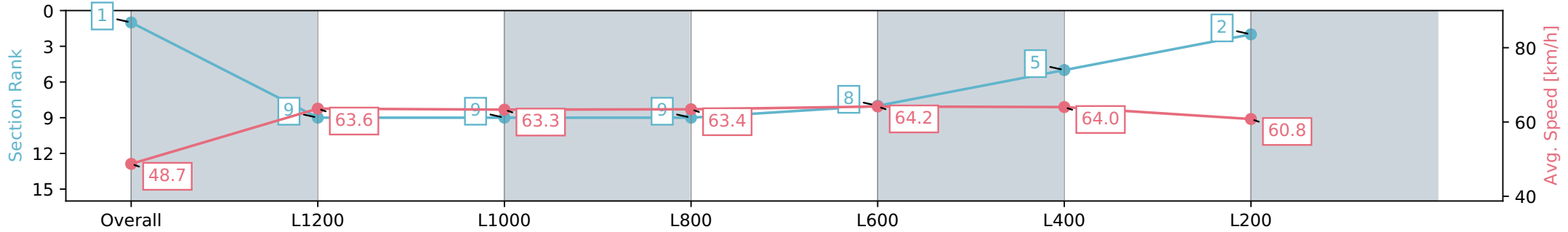
Horse/Jockey Name	ROCHESTER
Finish Rank	1
Fastest Section Time (Section)	0:11.25 (L400)
Top Speed [km/h] (Section)	66.8 (L600)
Race State	Finished



Pukekohe Park NZ - Professional
 Race 6: DUNSTAN HORSEFEEDS 1400 - 1400m
 21 February 2024 - 5:35PM
 Track Rating: Good 4, Weather: Fine, Rail Position: True



Section	Overall	L1200	L1000	L800	L600	L400	L200
Section Times	1:23.71 [1] (0:14.79)	1:08.92 [9] (0:11.31)	0:57.61 [9] (0:11.53)	0:46.08 [9] (0:11.56)	0:34.51 [8] (0:11.46)	0:23.05 [5] (0:11.25)	0:11.80 [2] (0:11.80)
Average Speed [km/h]	48.7	63.6	63.3	63.4	64.2	64.0	60.8
Top Speed [km/h]	62.4	64.9	64.9	64.3	66.8	65.3	62.5
Avg. Dist. to Rail [m]	4.1	2.2	2.1	3.5	5.0	6.8	4.8
Avg. Stride Freq. [Hz]	2.2	2.3	2.3	2.3	2.3	2.4	2.3
Avg. Stride Length [m]	6.1	7.6	7.6	7.6	7.6	7.5	7.3



- [] Ranking at each section and finish
- :-:- No data available at this section
- NA No data available

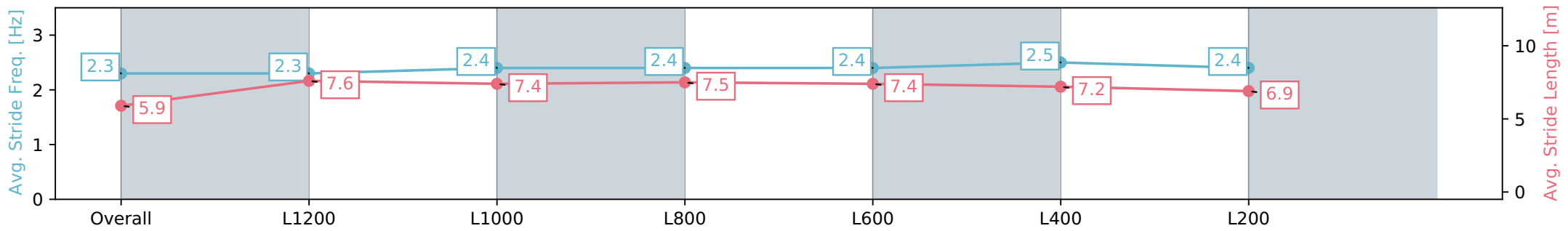
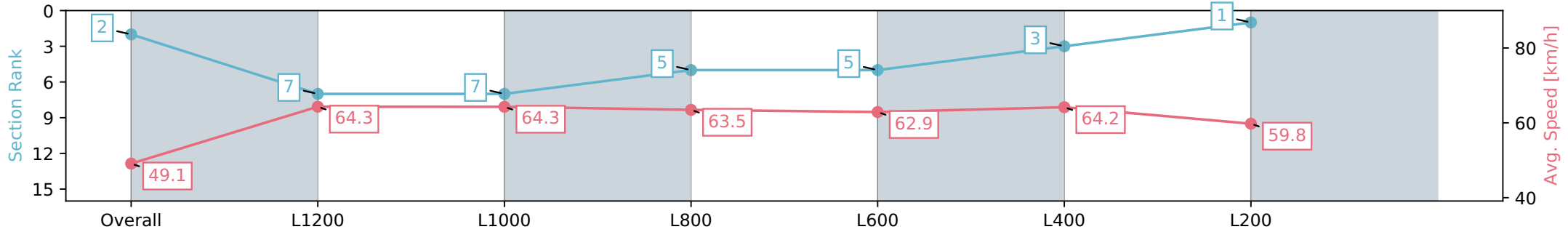
Horse/Jockey Name	NOBLE BOY
Finish Rank	2
Fastest Section Time (Section)	0:11.21 (L400)
Top Speed [km/h] (Section)	65.8 (L1000)
Race State	Finished



Pukekohe Park NZ - Professional
 Race 6: DUNSTAN HORSEFEEDS 1400 - 1400m
 21 February 2024 - 5:35PM
 Track Rating: Good 4, Weather: Fine, Rail Position: True



Section	Overall	L1200	L1000	L800	L600	L400	L200
Section Times	1:23.78 [2] (0:14.67)	1:09.11 [7] (0:11.23)	0:57.88 [7] (0:11.35)	0:46.53 [5] (0:11.59)	0:34.94 [5] (0:11.70)	0:23.24 [3] (0:11.21)	0:12.03 [1] (0:12.03)
Average Speed [km/h]	49.1	64.3	64.3	63.5	62.9	64.2	59.8
Top Speed [km/h]	64.5	64.9	65.8	64.9	64.8	65.3	62.5
Avg. Dist. to Rail [m]	4.5	2.1	2.7	3.9	5.5	6.3	5.6
Avg. Stride Freq. [Hz]	2.3	2.3	2.4	2.4	2.4	2.5	2.4
Avg. Stride Length [m]	5.9	7.6	7.4	7.5	7.4	7.2	6.9



- [] Ranking at each section and finish
- :-:- No data available at this section
- NA No data available

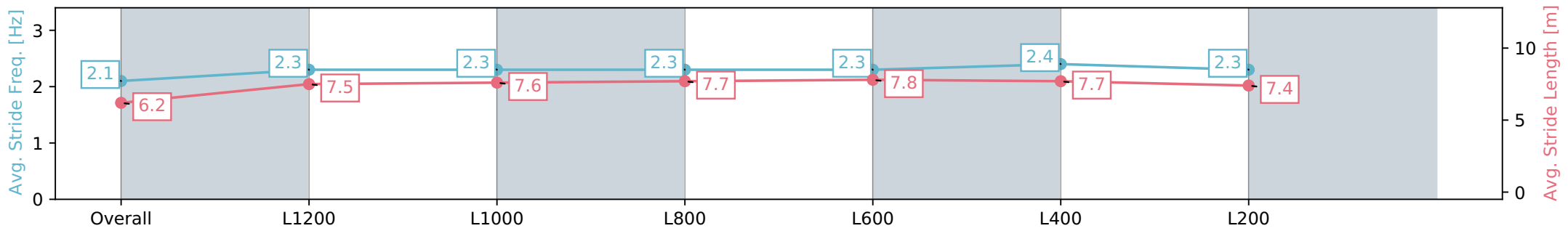
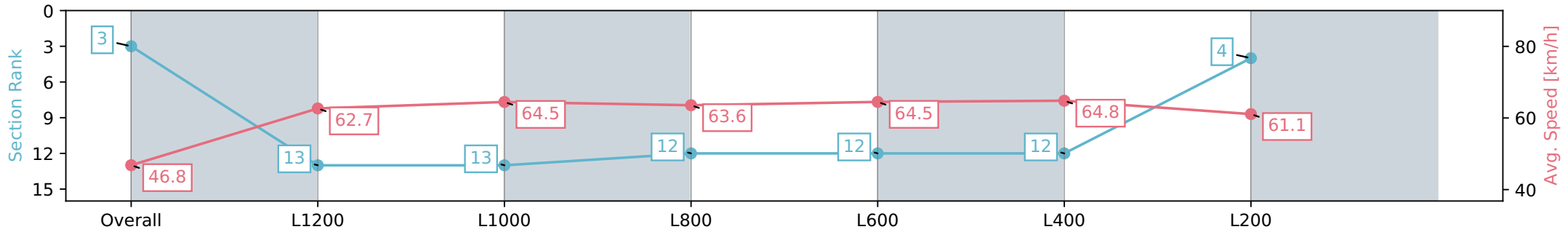
Horse/Jockey Name	TEMPEST
Finish Rank	3
Fastest Section Time (Section)	0:11.11 (L400)
Top Speed [km/h] (Section)	66.4 (L400)
Race State	Finished



Pukekohe Park NZ - Professional
 Race 6: DUNSTAN HORSEFEEDS 1400 - 1400m
 21 February 2024 - 5:35PM
 Track Rating: Good 4, Weather: Fine, Rail Position: True



Section	Overall	L1200	L1000	L800	L600	L400	L200
Section Times	1:24.00 [3] (0:15.40)	1:08.60 [13] (0:11.48)	0:57.12 [13] (0:11.28)	0:45.83 [12] (0:11.60)	0:34.23 [12] (0:11.32)	0:22.91 [12] (0:11.11)	0:11.80 [4] (0:11.80)
Average Speed [km/h]	46.8	62.7	64.5	63.6	64.5	64.8	61.1
Top Speed [km/h]	62.1	65.1	66.0	64.4	65.9	66.4	63.6
Avg. Dist. to Rail [m]	8.2	0.5	1.7	3.5	4.1	8.2	7.8
Avg. Stride Freq. [Hz]	2.1	2.3	2.3	2.3	2.3	2.4	2.3
Avg. Stride Length [m]	6.2	7.5	7.6	7.7	7.8	7.7	7.4



- [] Ranking at each section and finish
- :-:- No data available at this section
- NA No data available

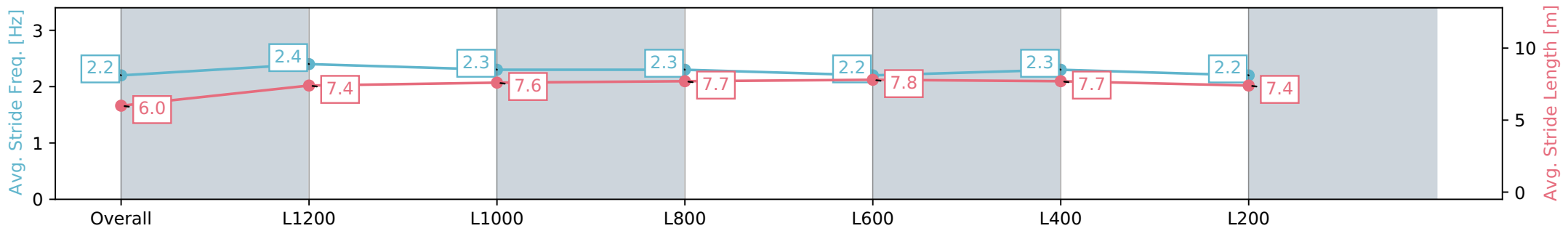
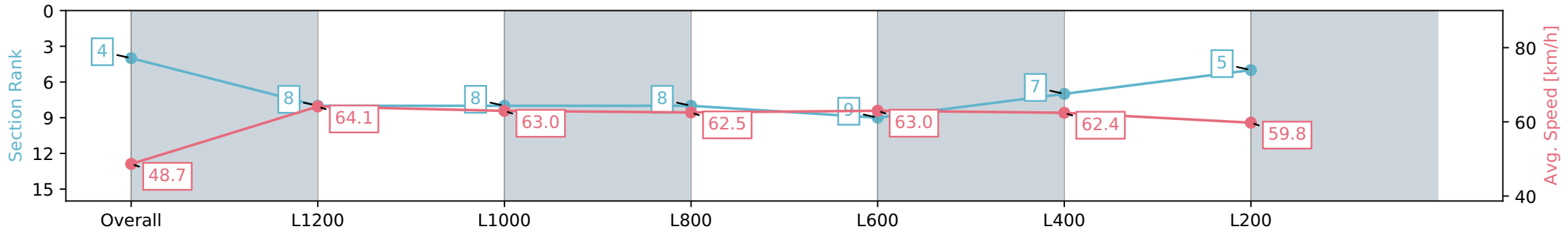
Horse/Jockey Name	WITHALLMYFAITH
Finish Rank	4
Fastest Section Time (Section)	0:11.22 (L1200)
Top Speed [km/h] (Section)	65.6 (L1200)
Race State	Finished



Pukekohe Park NZ - Professional
 Race 6: DUNSTAN HORSEFEEDS 1400 - 1400m
 21 February 2024 - 5:35PM
 Track Rating: Good 4, Weather: Fine, Rail Position: True



Section	Overall	L1200	L1000	L800	L600	L400	L200
Section Times	1:24.41 [4] (0:14.79)	1:09.62 [8] (0:11.22)	0:58.40 [8] (0:11.57)	0:46.82 [8] (0:11.63)	0:35.19 [9] (0:11.60)	0:23.59 [7] (0:11.51)	0:12.08 [5] (0:12.08)
Average Speed [km/h]	48.7	64.1	63.0	62.5	63.0	62.4	59.8
Top Speed [km/h]	62.6	65.6	64.5	64.6	64.1	63.9	61.3
Avg. Dist. to Rail [m]	3.2	1.5	1.8	2.4	3.6	5.0	5.9
Avg. Stride Freq. [Hz]	2.2	2.4	2.3	2.3	2.2	2.3	2.2
Avg. Stride Length [m]	6.0	7.4	7.6	7.7	7.8	7.7	7.4



- [] Ranking at each section and finish
- :-:- No data available at this section
- NA No data available

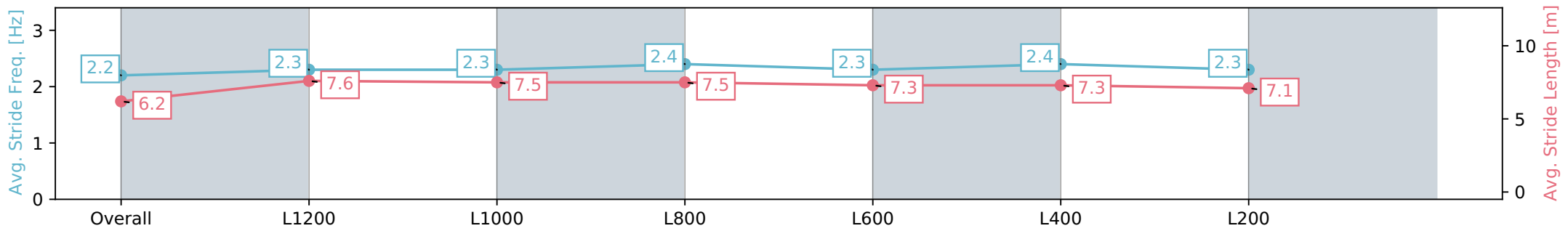
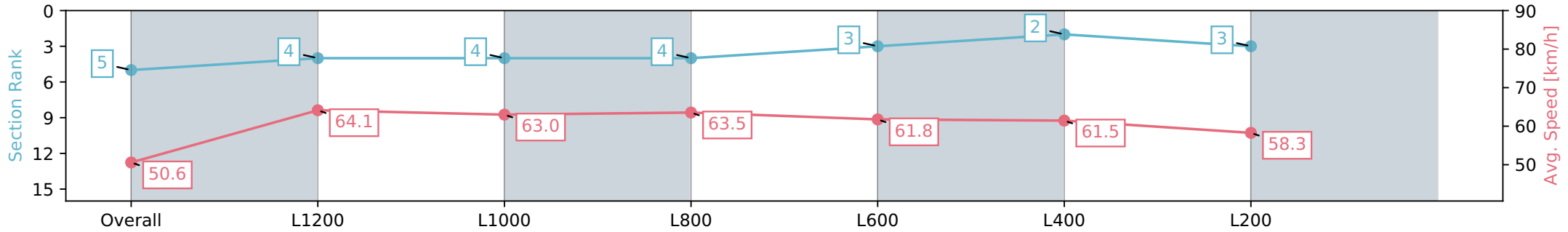
Horse/Jockey Name	FOODIE BROTHERS
Finish Rank	5
Fastest Section Time (Section)	0:11.23 (L1200)
Top Speed [km/h] (Section)	65.1 (L1200)
Race State	Finished



Pukekohe Park NZ - Professional
 Race 6: DUNSTAN HORSEFEEDS 1400 - 1400m
 21 February 2024 - 5:35PM
 Track Rating: Good 4, Weather: Fine, Rail Position: True



Section	Overall	L1200	L1000	L800	L600	L400	L200
Section Times	1:24.47 [5] (0:14.28)	1:10.19 [4] (0:11.23)	0:58.96 [4] (0:11.53)	0:47.43 [4] (0:11.52)	0:35.91 [3] (0:11.84)	0:24.07 [2] (0:11.68)	0:12.39 [3] (0:12.39)
Average Speed [km/h]	50.6	64.1	63.0	63.5	61.8	61.5	58.3
Top Speed [km/h]	63.1	65.1	64.4	64.7	62.9	64.0	59.5
Avg. Dist. to Rail [m]	8.5	2.3	1.8	2.9	3.4	4.1	2.3
Avg. Stride Freq. [Hz]	2.2	2.3	2.3	2.4	2.3	2.4	2.3
Avg. Stride Length [m]	6.2	7.6	7.5	7.5	7.3	7.3	7.1



- [] Ranking at each section and finish
- :-:- No data available at this section
- NA No data available

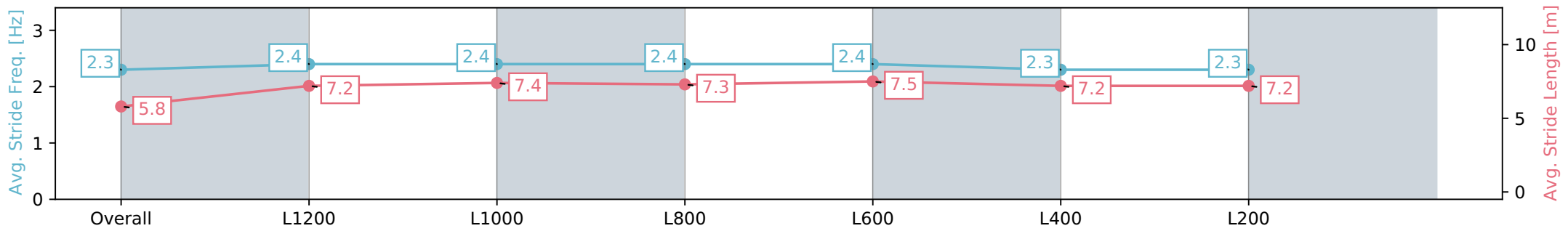
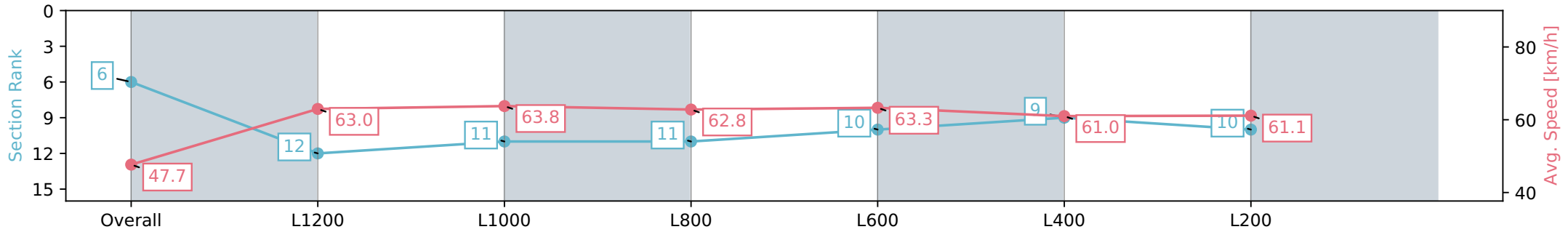
Horse/Jockey Name	PROCELLA
Finish Rank	6
Fastest Section Time (Section)	0:11.34 (L1000)
Top Speed [km/h] (Section)	65.6 (L1000)
Race State	Finished



Pukekohe Park NZ - Professional
 Race 6: DUNSTAN HORSEFEEDS 1400 - 1400m
 21 February 2024 - 5:35PM
 Track Rating: Good 4, Weather: Fine, Rail Position: True



Section	Overall	L1200	L1000	L800	L600	L400	L200
Section Times	1:24.53 [6] (0:15.20)	1:09.33 [12] (0:11.41)	0:57.92 [11] (0:11.34)	0:46.58 [11] (0:11.52)	0:35.06 [10] (0:11.44)	0:23.62 [9] (0:11.80)	0:11.82 [10] (0:11.82)
Average Speed [km/h]	47.7	63.0	63.8	62.8	63.3	61.0	61.1
Top Speed [km/h]	63.6	65.4	65.6	64.5	64.8	61.9	61.9
Avg. Dist. to Rail [m]	7.0	0.5	0.5	1.1	1.7	2.7	6.8
Avg. Stride Freq. [Hz]	2.3	2.4	2.4	2.4	2.4	2.3	2.3
Avg. Stride Length [m]	5.8	7.2	7.4	7.3	7.5	7.2	7.2



- [] Ranking at each section and finish
- :-:- No data available at this section
- NA No data available

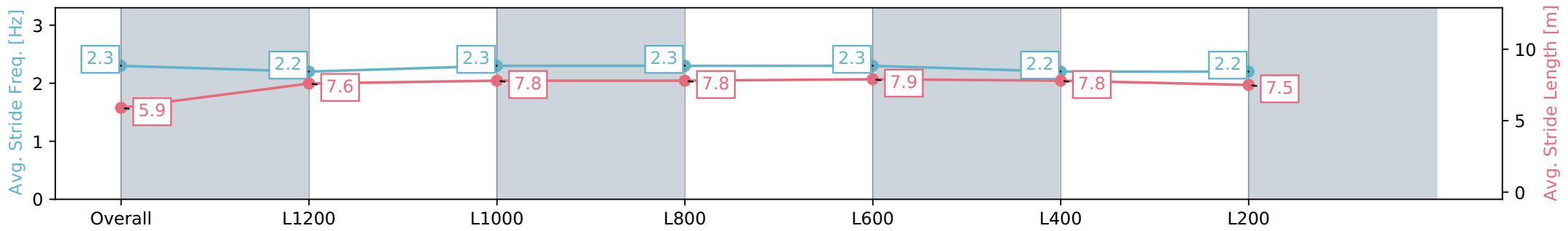
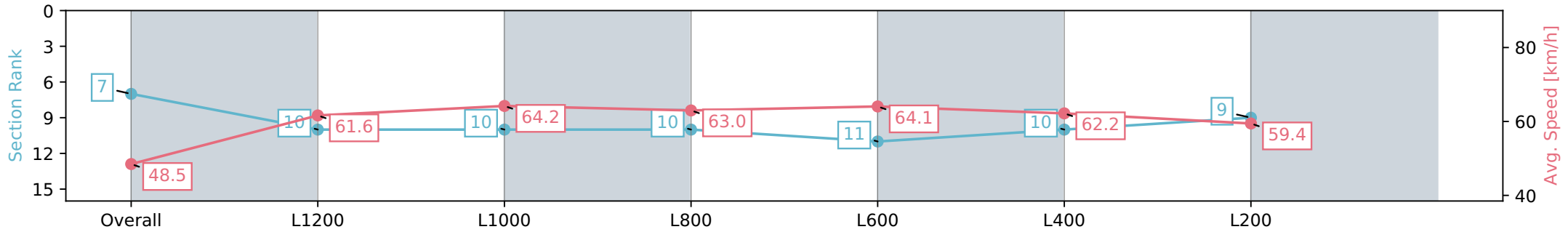
Horse/Jockey Name	BROTHER JAMES
Finish Rank	7
Fastest Section Time (Section)	0:11.35 (L600)
Top Speed [km/h] (Section)	65.7 (L600)
Race State	Finished



Pukekohe Park NZ - Professional
 Race 6: DUNSTAN HORSEFEEDS 1400 - 1400m
 21 February 2024 - 5:35PM
 Track Rating: Good 4, Weather: Fine, Rail Position: True



Section	Overall	L1200	L1000	L800	L600	L400	L200
Section Times	1:24.66 [7] (0:14.85)	1:09.81 [10] (0:11.70)	0:58.11 [10] (0:11.36)	0:46.75 [10] (0:11.70)	0:35.05 [11] (0:11.35)	0:23.70 [10] (0:11.56)	0:12.14 [9] (0:12.14)
Average Speed [km/h]	48.5	61.6	64.2	63.0	64.1	62.2	59.4
Top Speed [km/h]	60.8	64.6	65.6	63.4	65.7	64.3	60.4
Avg. Dist. to Rail [m]	8.4	1.4	2.3	3.9	2.3	3.1	3.7
Avg. Stride Freq. [Hz]	2.3	2.2	2.3	2.3	2.3	2.2	2.2
Avg. Stride Length [m]	5.9	7.6	7.8	7.8	7.9	7.8	7.5



- [] Ranking at each section and finish
- :-:- No data available at this section
- NA No data available

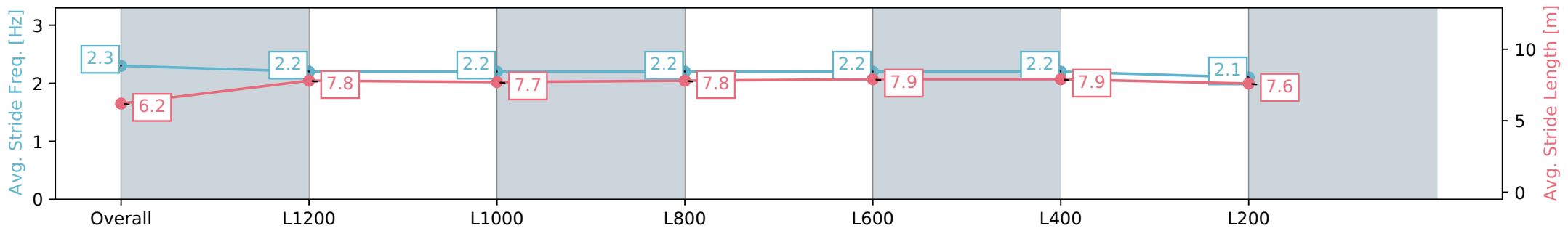
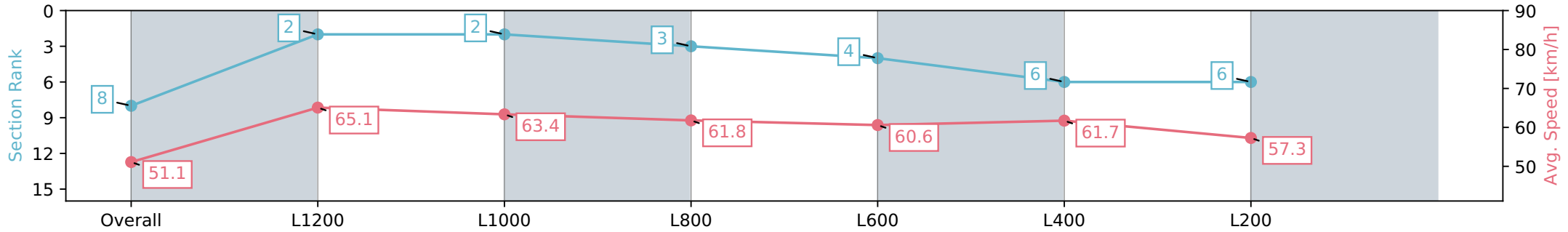
Horse/Jockey Name	NO MORE PENNIES
Finish Rank	8
Fastest Section Time (Section)	0:10.98 (L1200)
Top Speed [km/h] (Section)	67.6 (Overall)
Race State	Finished



Pukekohe Park NZ - Professional
 Race 6: DUNSTAN HORSEFEEDS 1400 - 1400m
 21 February 2024 - 5:35PM
 Track Rating: Good 4, Weather: Fine, Rail Position: True



Section	Overall	L1200	L1000	L800	L600	L400	L200
Section Times	1:24.92 [8] (0:14.20)	1:10.72 [2] (0:10.98)	0:59.74 [2] (0:11.51)	0:48.23 [3] (0:11.90)	0:36.33 [4] (0:12.11)	0:24.22 [6] (0:11.63)	0:12.59 [6] (0:12.59)
Average Speed [km/h]	51.1	65.1	63.4	61.8	60.6	61.7	57.3
Top Speed [km/h]	67.6	67.6	65.3	63.5	63.1	63.3	60.2
Avg. Dist. to Rail [m]	5.6	2.5	2.1	3.5	4.6	6.2	8.3
Avg. Stride Freq. [Hz]	2.3	2.2	2.2	2.2	2.2	2.2	2.1
Avg. Stride Length [m]	6.2	7.8	7.7	7.8	7.9	7.9	7.6



- [] Ranking at each section and finish
- :-:- No data available at this section
- NA No data available

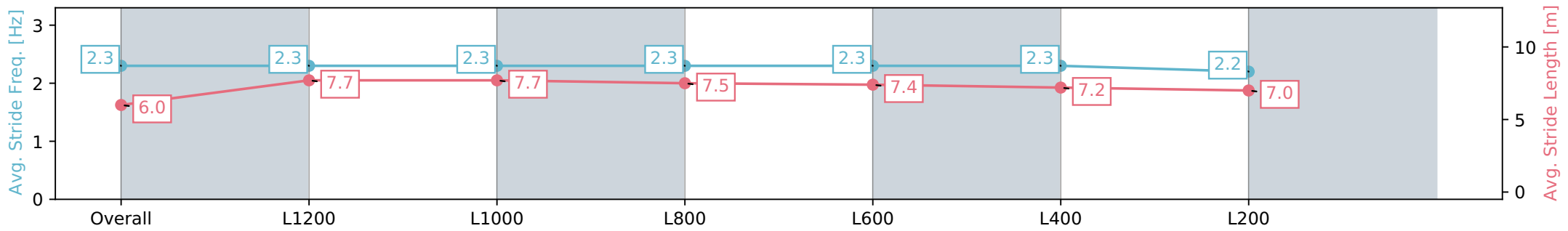
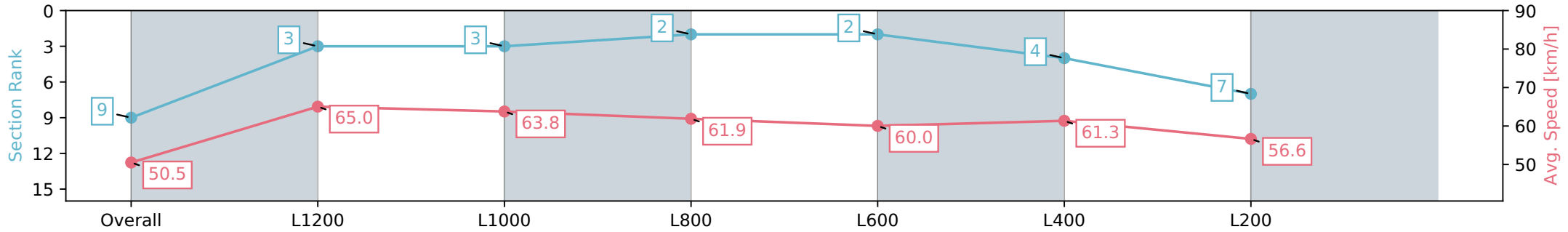
Horse/Jockey Name	MORNING STAR
Finish Rank	9
Fastest Section Time (Section)	0:11.08 (L1200)
Top Speed [km/h] (Section)	66.2 (L1200)
Race State	Finished



Pukekohe Park NZ - Professional
 Race 6: DUNSTAN HORSEFEEDS 1400 - 1400m
 21 February 2024 - 5:35PM
 Track Rating: Good 4, Weather: Fine, Rail Position: True



Section	Overall	L1200	L1000	L800	L600	L400	L200
Section Times	1:25.06 [9] (0:14.25)	1:10.81 [3] (0:11.08)	0:59.73 [3] (0:11.35)	0:48.38 [2] (0:11.79)	0:36.59 [2] (0:12.16)	0:24.43 [4] (0:11.72)	0:12.71 [7] (0:12.71)
Average Speed [km/h]	50.5	65.0	63.8	61.9	60.0	61.3	56.6
Top Speed [km/h]	64.8	66.2	65.4	63.4	61.7	63.5	59.1
Avg. Dist. to Rail [m]	4.0	0.7	0.8	2.6	3.2	3.5	3.7
Avg. Stride Freq. [Hz]	2.3	2.3	2.3	2.3	2.3	2.3	2.2
Avg. Stride Length [m]	6.0	7.7	7.7	7.5	7.4	7.2	7.0



- [] Ranking at each section and finish
- :-:- No data available at this section
- NA No data available

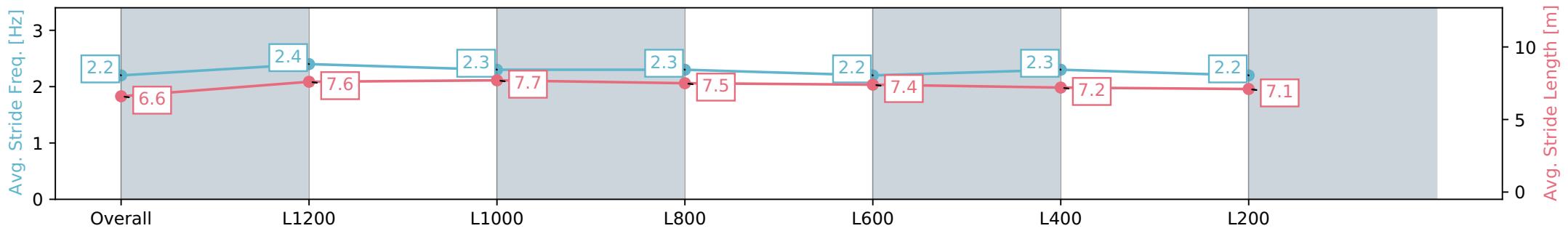
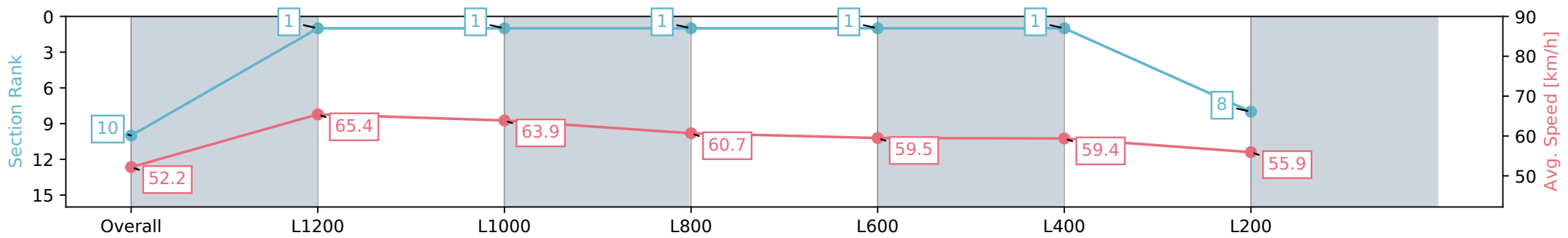
Horse/Jockey Name	READY EDDIE GO
Finish Rank	10
Fastest Section Time (Section)	0:10.97 (L1200)
Top Speed [km/h] (Section)	65.8 (L1200)
Race State	Finished



Pukekohe Park NZ - Professional
 Race 6: DUNSTAN HORSEFEEDS 1400 - 1400m
 21 February 2024 - 5:35PM
 Track Rating: Good 4, Weather: Fine, Rail Position: True



Section	Overall	L1200	L1000	L800	L600	L400	L200
Section Times	1:25.38 [10] (0:13.85)	1:11.53 [1] (0:10.97)	1:00.56 [1] (0:11.38)	0:49.18 [1] (0:11.99)	0:37.19 [1] (0:12.19)	0:25.00 [1] (0:12.12)	0:12.88 [8] (0:12.88)
Average Speed [km/h]	52.2	65.4	63.9	60.7	59.5	59.4	55.9
Top Speed [km/h]	65.5	65.8	65.1	62.1	60.9	60.7	57.5
Avg. Dist. to Rail [m]	6.3	1.1	1.0	1.9	2.2	2.8	3.3
Avg. Stride Freq. [Hz]	2.2	2.4	2.3	2.3	2.2	2.3	2.2
Avg. Stride Length [m]	6.6	7.6	7.7	7.5	7.4	7.2	7.1



- [] Ranking at each section and finish
- :-:- No data available at this section
- NA No data available

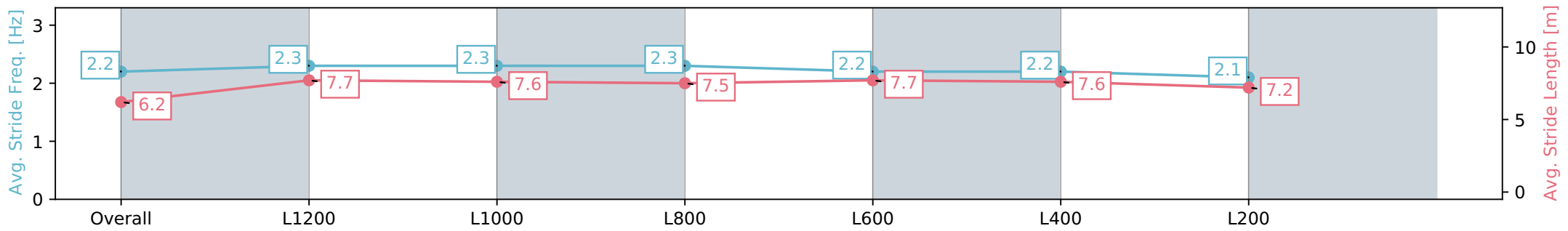
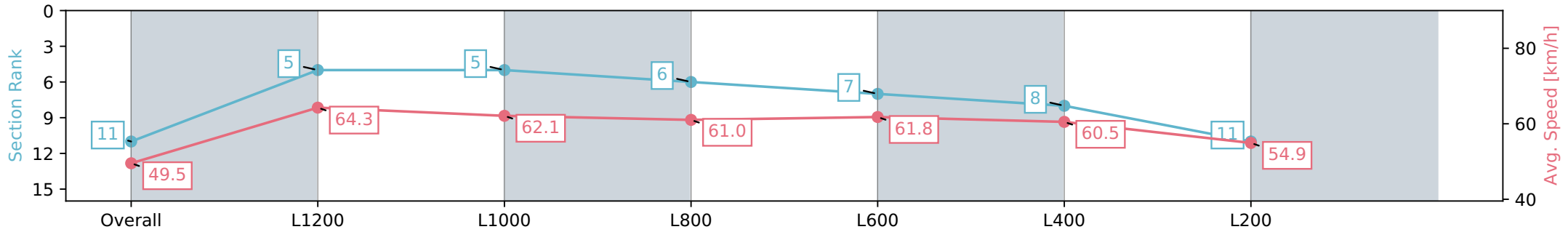
Horse/Jockey Name	TIKAANI
Finish Rank	11
Fastest Section Time (Section)	0:11.21 (L1200)
Top Speed [km/h] (Section)	64.9 (L1200)
Race State	Finished



Pukekohe Park NZ - Professional
 Race 6: DUNSTAN HORSEFEEDS 1400 - 1400m
 21 February 2024 - 5:35PM
 Track Rating: Good 4, Weather: Fine, Rail Position: True



Section	Overall	L1200	L1000	L800	L600	L400	L200
Section Times	1:25.86 [11] (0:14.53)	1:11.33 [5] (0:11.21)	1:00.12 [5] (0:11.56)	0:48.55 [6] (0:11.86)	0:36.69 [7] (0:11.68)	0:25.01 [8] (0:11.90)	0:13.11 [11] (0:13.11)
Average Speed [km/h]	49.5	64.3	62.1	61.0	61.8	60.5	54.9
Top Speed [km/h]	64.3	64.9	63.1	63.3	64.2	63.7	57.4
Avg. Dist. to Rail [m]	0.8	0.3	0.5	1.3	0.4	0.8	1.4
Avg. Stride Freq. [Hz]	2.2	2.3	2.3	2.3	2.2	2.2	2.1
Avg. Stride Length [m]	6.2	7.7	7.6	7.5	7.7	7.6	7.2



- [] Ranking at each section and finish
- :-:- No data available at this section
- NA No data available

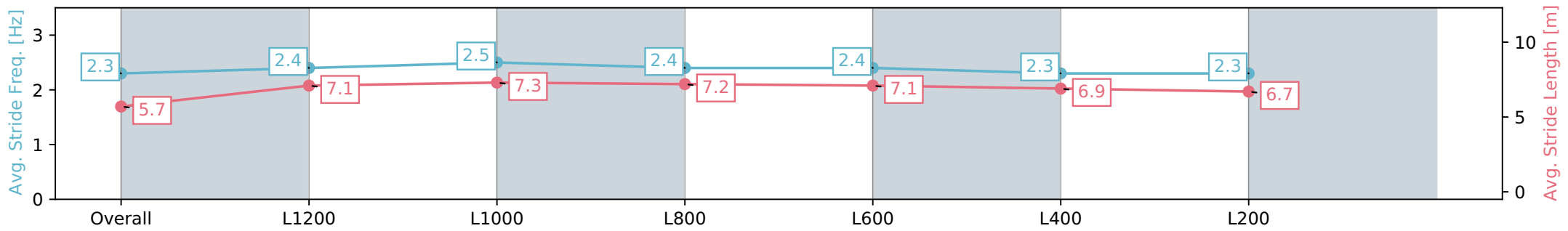
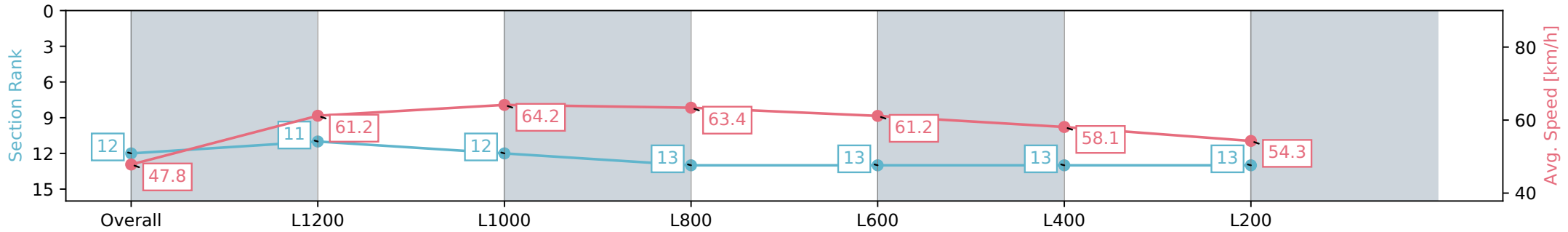
Horse/Jockey Name	RIMINI
Finish Rank	12
Fastest Section Time (Section)	0:11.46 (L1000)
Top Speed [km/h] (Section)	64.9 (L1200)
Race State	Finished



Pukekohe Park NZ - Professional
 Race 6: DUNSTAN HORSEFEEDS 1400 - 1400m
 21 February 2024 - 5:35PM
 Track Rating: Good 4, Weather: Fine, Rail Position: True



Section	Overall	L1200	L1000	L800	L600	L400	L200
Section Times	1:27.60 [12] (0:15.08)	1:12.52 [11] (0:11.74)	1:00.78 [12] (0:11.46)	0:49.32 [13] (0:11.69)	0:37.63 [13] (0:11.98)	0:25.65 [13] (0:12.39)	0:13.26 [13] (0:13.26)
Average Speed [km/h]	47.8	61.2	64.2	63.4	61.2	58.1	54.3
Top Speed [km/h]	61.5	64.9	64.9	64.8	62.3	60.9	56.0
Avg. Dist. to Rail [m]	6.9	2.1	3.5	4.5	4.8	4.9	4.0
Avg. Stride Freq. [Hz]	2.3	2.4	2.5	2.4	2.4	2.3	2.3
Avg. Stride Length [m]	5.7	7.1	7.3	7.2	7.1	6.9	6.7



- [] Ranking at each section and finish
- :-:- No data available at this section
- NA No data available

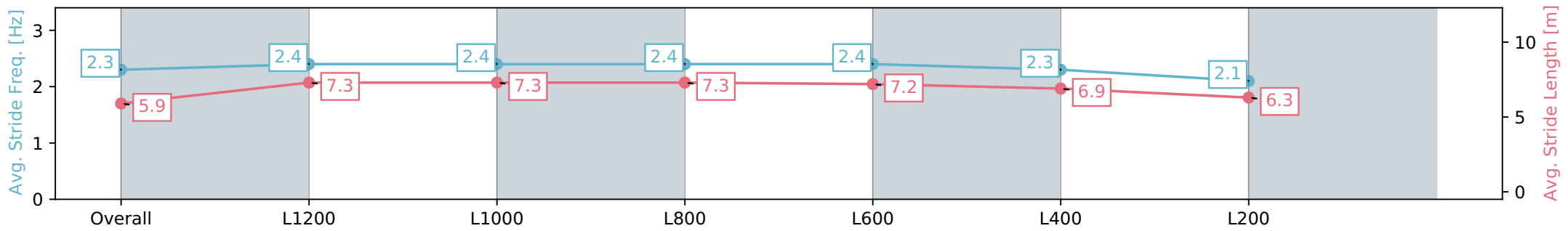
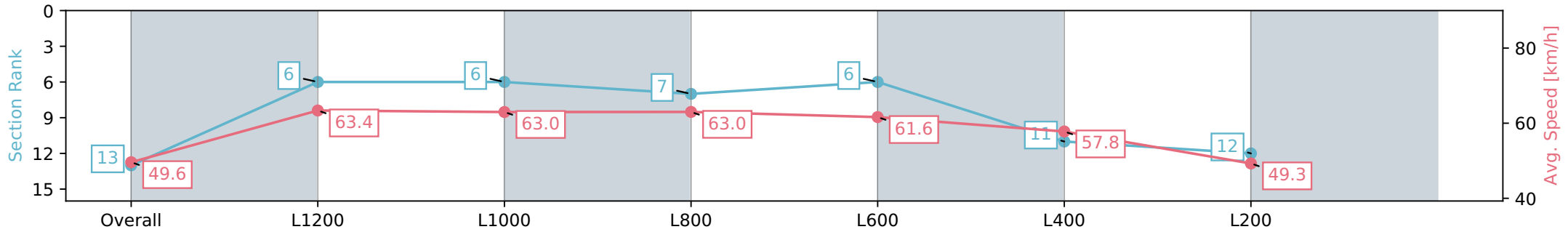
Horse/Jockey Name	OUR MATE REG
Finish Rank	13
Fastest Section Time (Section)	0:11.34 (L1200)
Top Speed [km/h] (Section)	67.3 (Overall)
Race State	Finished



Pukekohe Park NZ - Professional
 Race 6: DUNSTAN HORSEFEEDS 1400 - 1400m
 21 February 2024 - 5:35PM
 Track Rating: Good 4, Weather: Fine, Rail Position: True



Section	Overall	L1200	L1000	L800	L600	L400	L200
Section Times	1:28.08 [13] (0:14.55)	1:13.53 [6] (0:11.34)	1:02.19 [6] (0:11.56)	0:50.63 [7] (0:11.63)	0:39.00 [6] (0:11.91)	0:27.09 [11] (0:12.46)	0:14.63 [12] (0:14.63)
Average Speed [km/h]	49.6	63.4	63.0	63.0	61.6	57.8	49.3
Top Speed [km/h]	67.3	64.3	64.2	64.0	62.2	61.1	53.3
Avg. Dist. to Rail [m]	2.2	1.2	1.9	3.1	5.7	8.1	6.2
Avg. Stride Freq. [Hz]	2.3	2.4	2.4	2.4	2.4	2.3	2.1
Avg. Stride Length [m]	5.9	7.3	7.3	7.3	7.2	6.9	6.3



- [] Ranking at each section and finish
- :-:- No data available at this section
- NA No data available