

Track Rating: Good 4, Weather: Fine, Rail Position: True

Section																				
Field Times													Overall	L1000	L800	L600	L400	L200		
													1:10.86	0:57.22	0:46.08	0:34.07	0:22.64	0:11.67		
													(0:13.64)	(0:11.14)	(0:12.01)	(0:11.43)	(0:10.97)	(0:11.67)		
Position	#	Horse/Jockey	Barrier	Top Speed [km/h]	Fastest Section	First 400m								Margin	Distance Travelled From Winner [m]					
1	2	HAT TRICK	7	68.5	0:10.97	0:24.78	1:10.86	0:57.23 [1]	0:46.08 [1]	0:34.07 [1]	0:22.64 [1]	0:11.67 [1]	1:10.86							
		Michael McNab		1200-1000	400-200		(0:13.63)	(0:11.15)	(0:12.01)	(0:11.43)	(0:10.97)	(0:11.67)								
2	7	CINNAMON GIRL	8	67.5	0:10.99	0:25.09	1:11.21	0:57.40 [3]	0:46.12 [4]	0:34.15 [4]	0:22.84 [4]	0:11.85 [2]	2.3L	+2						
		Craig Grylls		600-400	400-200		(0:13.81)	(0:11.28)	(0:11.97)	(0:11.31)	(0:10.99)	(0:11.85)								
3	5	VILA BELMIRO	6	69.7	0:10.63	0:25.80	1:11.25	0:56.40 [12]	0:45.45 [12]	0:33.69 [11]	0:22.33 [11]	0:11.70 [6]	2.6L	+3						
		Samantha Spratt		400-200	400-200		(0:14.85)	(0:10.95)	(0:11.76)	(0:11.36)	(0:10.63)	(0:11.70)								
4	12	RAREFIED	5	67.9	0:10.90	0:25.26	1:11.25	0:57.11 [6]	0:45.99 [6]	0:34.12 [5]	0:22.76 [5]	0:11.86 [4]	2.6L	-5						
		Masahiro Hashizume		400-200	400-200		(0:14.14)	(0:11.12)	(0:11.87)	(0:11.36)	(0:10.90)	(0:11.86)								
5	11	FASHION DELIGHT	9	68.1	0:10.79	0:25.47	1:11.38	0:56.97 [10]	0:45.91 [8]	0:33.98 [8]	0:22.59 [8]	0:11.80 [7]	3.5L	-1						
		Vincent Colgan		400-200	400-200		(0:14.41)	(0:11.06)	(0:11.93)	(0:11.39)	(0:10.79)	(0:11.80)								
6	17	CHUCKLE'S DAUGHTER	10	68.2	0:10.80	0:25.49	1:11.41	0:57.01 [9]	0:45.92 [9]	0:33.98 [10]	0:22.50 [10]	0:11.70 [9]	3.7L	+1						
		Per-Anders Graberg		400-200	400-200		(0:14.40)	(0:11.09)	(0:11.94)	(0:11.48)	(0:10.80)	(0:11.70)								
7	8	GRAND CRU	4	67.7	0:10.95	0:25.17	1:11.43	0:57.59 [4]	0:46.26 [5]	0:34.15 [7]	0:22.80 [6]	0:11.85 [8]	3.8L	-1						
		Kelly Myers		400-200	400-200		(0:13.84)	(0:11.33)	(0:12.11)	(0:11.35)	(0:10.95)	(0:11.85)								
8	18	SUPER DAILO	2	67.9	0:11.03	0:24.91	1:11.58	0:57.74 [5]	0:46.67 [3]	0:34.57 [3]	0:23.25 [3]	0:12.22 [3]	4.8L	-6						
		Ryan Elliot		1200-1000	400-200		(0:13.84)	(0:11.07)	(0:12.10)	(0:11.32)	(0:11.03)	(0:12.22)								
9	6	BRYNDERWYN	1	69.4	0:11.16	0:24.87	1:11.63	0:57.92 [2]	0:46.76 [2]	0:34.80 [2]	0:23.37 [2]	0:12.17 [5]	5.1L	-5						
		Owen Bosson		1200-1000	1000-800		(0:13.71)	(0:11.16)	(0:11.96)	(0:11.43)	(0:11.20)	(0:12.17)								
10	3	DISTINGUISHED	3	68.0	0:10.86	0:25.79	1:11.88	0:57.16 [11]	0:46.09 [11]	0:34.16 [12]	0:22.77 [12]	0:11.91 [11]	6.8L	+0						
		Bill Jacobson		400-200	400-200		(0:14.72)	(0:11.07)	(0:11.93)	(0:11.39)	(0:10.86)	(0:11.91)								

Track Rating: Good 4, Weather: Fine, Rail Position: True

Section														
Field Times														
		Overall	L1000	L800	L600	L400	L200						Margin	Distance
		1:10.86	0:57.22	0:46.08	0:34.07	0:22.64	0:11.67							Travelled From
		(0:13.64)	(0:11.14)	(0:12.01)	(0:11.43)	(0:10.97)	(0:11.67)							Winner [m]
Position	#	Horse/Jockey	Barrier	Top Speed [km/h]	Fastest Section	First 400m								
11	16	BELLAFRANCA	11	67.0	0:11.19	0:25.41	1:11.94	0:57.80 [7]	0:46.53 [7]	0:34.72 [6]	0:23.22 [7]	0:12.03 [10]	7.2L	-4
		Kazuya Asano		1200-1000	400-200		(0:14.14)	(0:11.27)	(0:11.81)	(0:11.50)	(0:11.19)	(0:12.03)		
12	13	ZAZON	12	66.8	0:11.16	0:25.54	1:12.04	0:57.71 [8]	0:46.50 [10]	0:34.64 [9]	0:23.19 [9]	0:12.03 [12]	7.9L	+4
		Warren Kennedy		400-200	400-200		(0:14.33)	(0:11.21)	(0:11.86)	(0:11.45)	(0:11.16)	(0:12.03)		

[] Position in running at each section and finish # Saddle cloth number
 -:-:- No data available at this section ■ Background shading for fastest section
 NA No data available

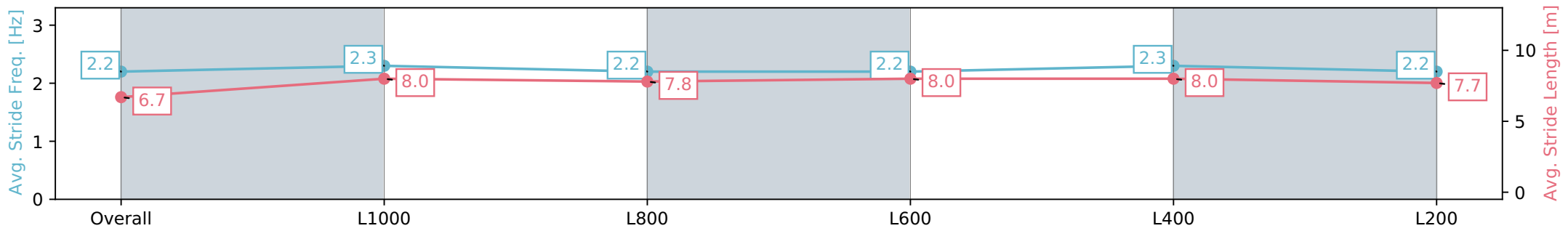
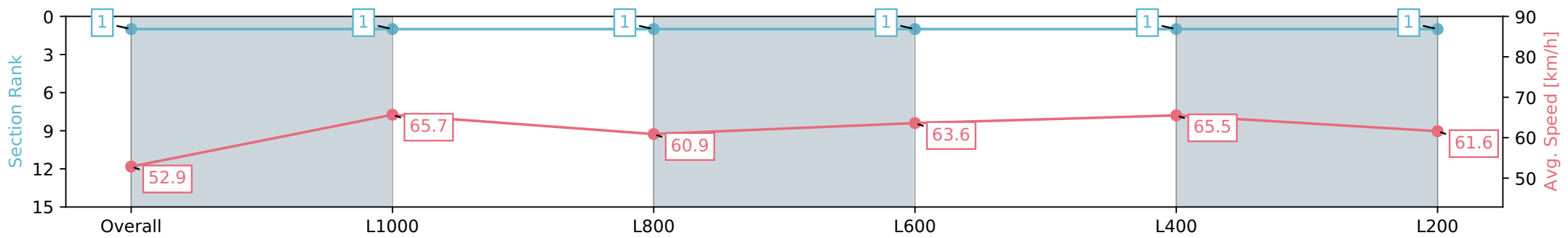
Horse/Jockey Name	HAT TRICK
Finish Rank	1
Fastest Section Time (Section)	0:10.97 (L400)
Top Speed [km/h] (Section)	68.5 (Overall)
Race State	Finished



Pukekohe Park NZ - Professional
 Race 5: AUCKLAND CO-OP TAXIS 1200 - 1200m
 21 February 2024 - 5:04PM
 Track Rating: Good 4, Weather: Fine, Rail Position: True



Section	Overall	L1000	L800	L600	L400	L200
Section Times	1:10.86 [1] (0:13.63)	0:57.23 [1] (0:11.15)	0:46.08 [1] (0:12.01)	0:34.07 [1] (0:11.43)	0:22.64 [1] (0:10.97)	0:11.67 [1] (0:11.67)
Average Speed [km/h]	52.9	65.7	60.9	63.6	65.5	61.6
Top Speed [km/h]	68.5	67.4	63.4	65.7	66.8	64.2
Avg. Dist. to Rail [m]	5.1	2.9	2.8	2.0	2.4	2.1
Avg. Stride Freq. [Hz]	2.2	2.3	2.2	2.2	2.3	2.2
Avg. Stride Length [m]	6.7	8.0	7.8	8.0	8.0	7.7



- [] Ranking at each section and finish
- :-:- No data available at this section
- NA No data available

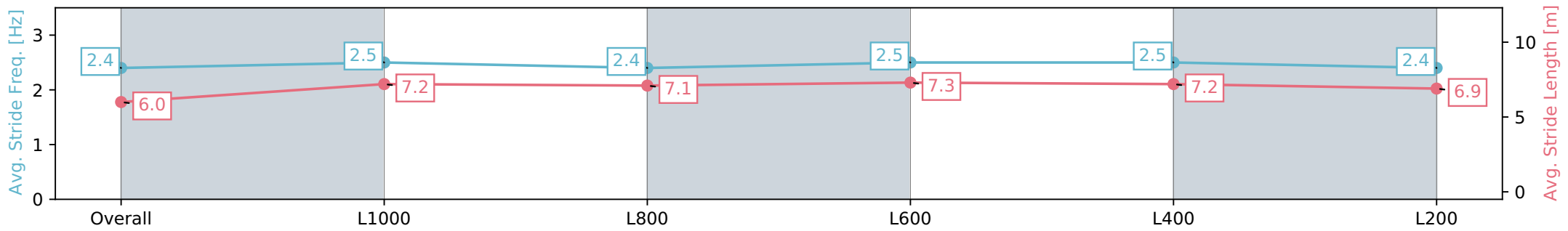
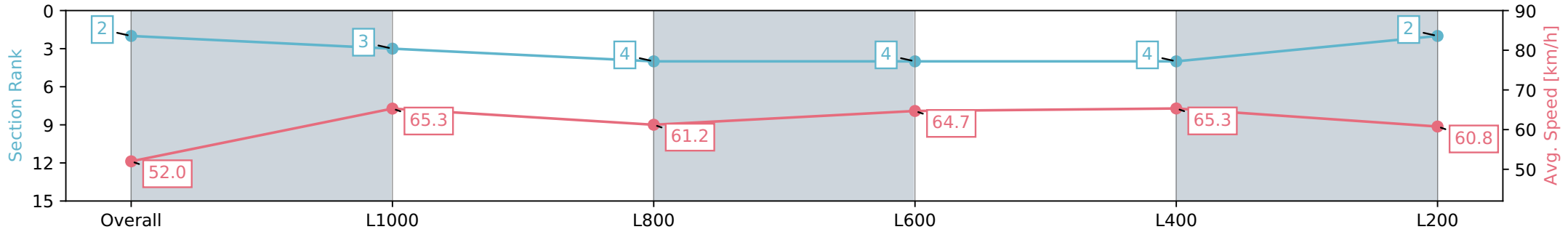
Horse/Jockey Name	CINNAMON GIRL
Finish Rank	2
Fastest Section Time (Section)	0:10.99 (L400)
Top Speed [km/h] (Section)	67.5 (L600)
Race State	Finished



Pukekohe Park NZ - Professional
 Race 5: AUCKLAND CO-OP TAXIS 1200 - 1200m
 21 February 2024 - 5:04PM
 Track Rating: Good 4, Weather: Fine, Rail Position: True



Section	Overall	L1000	L800	L600	L400	L200
Section Times	1:11.21 [2] (0:13.81)	0:57.40 [3] (0:11.28)	0:46.12 [4] (0:11.97)	0:34.15 [4] (0:11.31)	0:22.84 [4] (0:10.99)	0:11.85 [2] (0:11.85)
Average Speed [km/h]	52.0	65.3	61.2	64.7	65.3	60.8
Top Speed [km/h]	66.7	66.6	63.6	67.5	67.4	63.4
Avg. Dist. to Rail [m]	6.2	3.9	3.1	3.7	5.4	5.8
Avg. Stride Freq. [Hz]	2.4	2.5	2.4	2.5	2.5	2.4
Avg. Stride Length [m]	6.0	7.2	7.1	7.3	7.2	6.9



- [] Ranking at each section and finish
- :-:- No data available at this section
- NA No data available

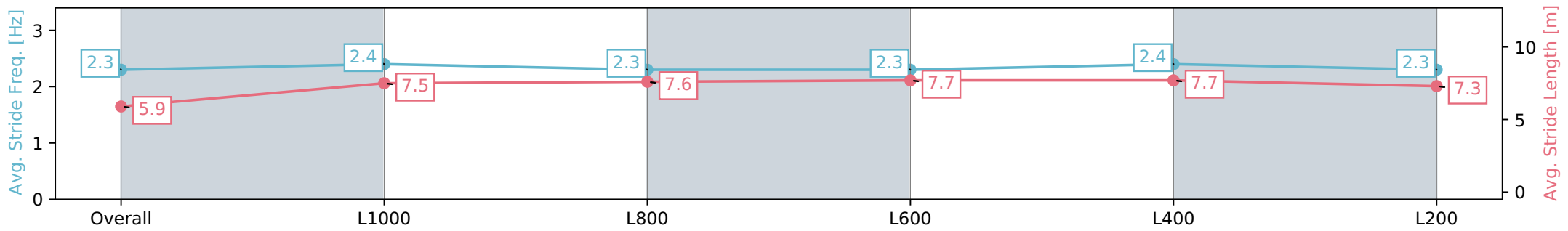
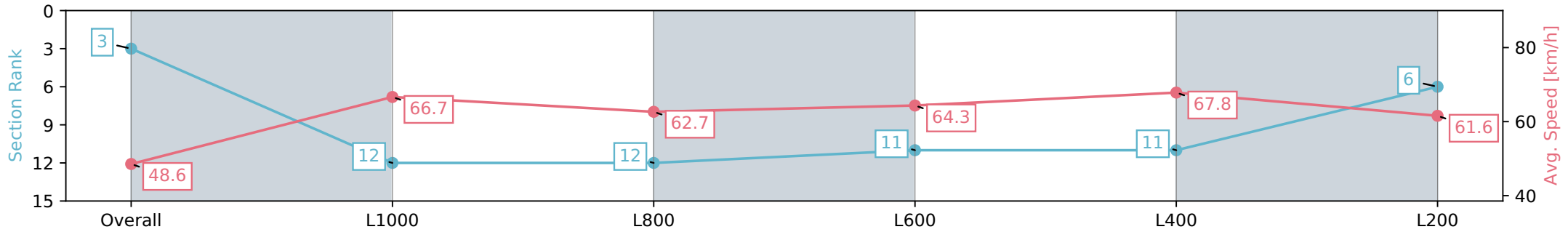
Horse/Jockey Name	VILA BELMIRO
Finish Rank	3
Fastest Section Time (Section)	0:10.63 (L400)
Top Speed [km/h] (Section)	69.7 (L400)
Race State	Finished



Pukekohe Park NZ - Professional
 Race 5: AUCKLAND CO-OP TAXIS 1200 - 1200m
 21 February 2024 - 5:04PM
 Track Rating: Good 4, Weather: Fine, Rail Position: True



Section	Overall	L1000	L800	L600	L400	L200
Section Times	1:11.25 [3] (0:14.85)	0:56.40 [12] (0:10.95)	0:45.45 [12] (0:11.76)	0:33.69 [11] (0:11.36)	0:22.33 [11] (0:10.63)	0:11.70 [6] (0:11.70)
Average Speed [km/h]	48.6	66.7	62.7	64.3	67.8	61.6
Top Speed [km/h]	66.5	68.3	63.7	68.9	69.7	65.5
Avg. Dist. to Rail [m]	3.3	2.8	3.5	5.1	8.2	6.2
Avg. Stride Freq. [Hz]	2.3	2.4	2.3	2.3	2.4	2.3
Avg. Stride Length [m]	5.9	7.5	7.6	7.7	7.7	7.3



Report Created: Wed 21 February 2024 15:28:57 GMT+11 (Note: Timing is based on positional data)

- [] Ranking at each section and finish
- :-:- No data available at this section
- NA No data available



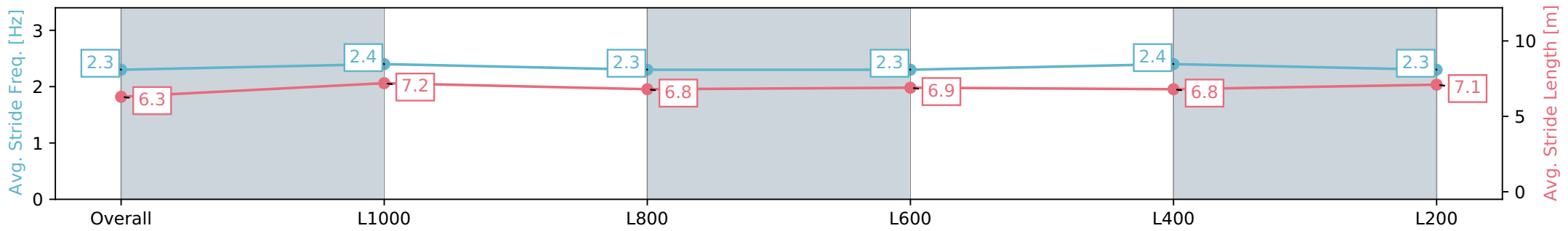
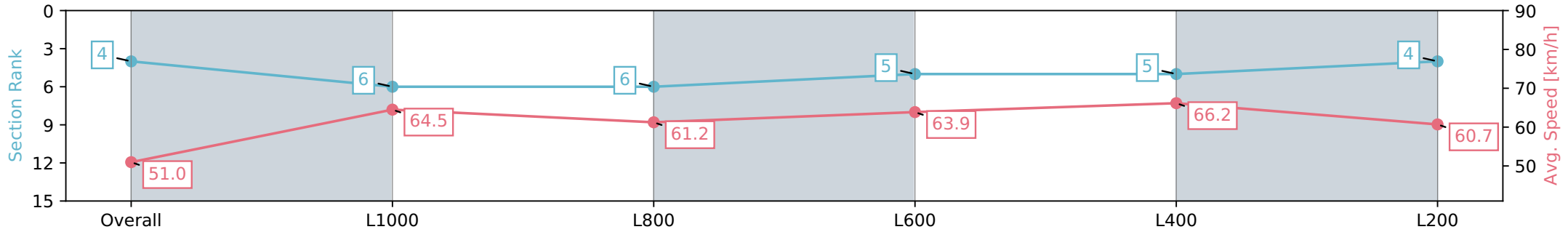
Horse/Jockey Name	RAREFIED
Finish Rank	4
Fastest Section Time (Section)	0:10.90 (L400)
Top Speed [km/h] (Section)	67.9 (L400)
Race State	Finished



Pukekohe Park NZ - Professional
 Race 5: AUCKLAND CO-OP TAXIS 1200 - 1200m
 21 February 2024 - 5:04PM
 Track Rating: Good 4, Weather: Fine, Rail Position: True



Section	Overall	L1000	L800	L600	L400	L200
Section Times	1:11.25 [4] (0:14.14)	0:57.11 [6] (0:11.12)	0:45.99 [6] (0:11.87)	0:34.12 [5] (0:11.36)	0:22.76 [5] (0:10.90)	0:11.86 [4] (0:11.86)
Average Speed [km/h]	51.0	64.5	61.2	63.9	66.2	60.7
Top Speed [km/h]	67.0	66.8	62.6	67.7	67.9	63.6
Avg. Dist. to Rail [m]	2.8	0.5	1.2	2.1	4.1	4.4
Avg. Stride Freq. [Hz]	2.3	2.4	2.3	2.3	2.4	2.3
Avg. Stride Length [m]	6.3	7.2	6.8	6.9	6.8	7.1



Report Created: Wed 21 February 2024 15:29:00 GMT+11 (Note: Timing is based on positional data)

- [] Ranking at each section and finish
- :-:- No data available at this section
- NA No data available



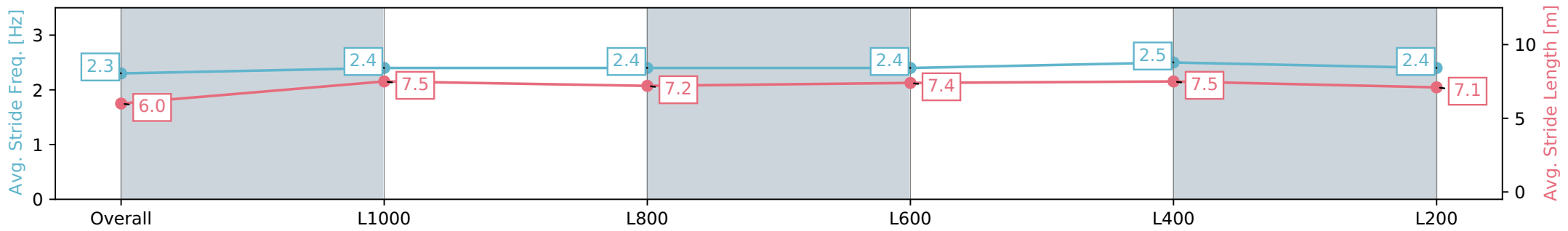
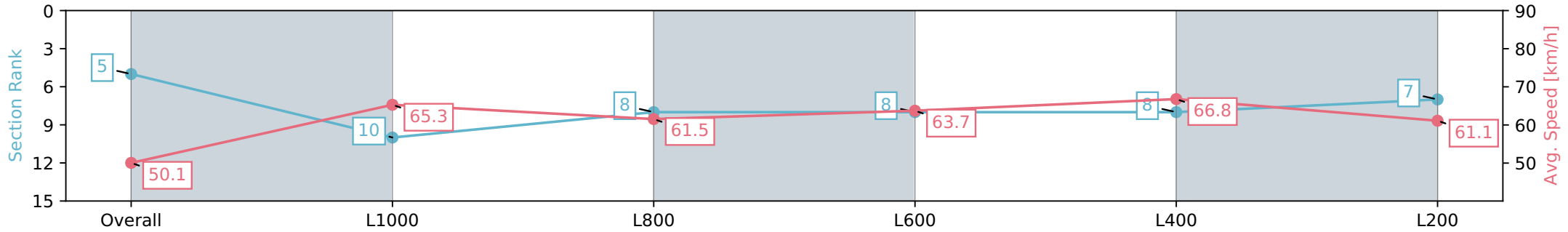
Horse/Jockey Name	FASHION DELIGHT
Finish Rank	5
Fastest Section Time (Section)	0:10.79 (L400)
Top Speed [km/h] (Section)	68.1 (L400)
Race State	Finished



Pukekohe Park NZ - Professional
 Race 5: AUCKLAND CO-OP TAXIS 1200 - 1200m
 21 February 2024 - 5:04PM
 Track Rating: Good 4, Weather: Fine, Rail Position: True



Section	Overall	L1000	L800	L600	L400	L200
Section Times	1:11.38 [5] (0:14.41)	0:56.97 [10] (0:11.06)	0:45.91 [8] (0:11.93)	0:33.98 [8] (0:11.39)	0:22.59 [8] (0:10.79)	0:11.80 [7] (0:11.80)
Average Speed [km/h]	50.1	65.3	61.5	63.7	66.8	61.1
Top Speed [km/h]	66.3	67.9	63.3	67.9	68.1	64.6
Avg. Dist. to Rail [m]	4.8	0.7	3.1	2.7	3.9	3.3
Avg. Stride Freq. [Hz]	2.3	2.4	2.4	2.4	2.5	2.4
Avg. Stride Length [m]	6.0	7.5	7.2	7.4	7.5	7.1



Report Created: Wed 21 February 2024 15:29:02 GMT+11 (Note: Timing is based on positional data)

- [] Ranking at each section and finish
- :-:- No data available at this section
- NA No data available



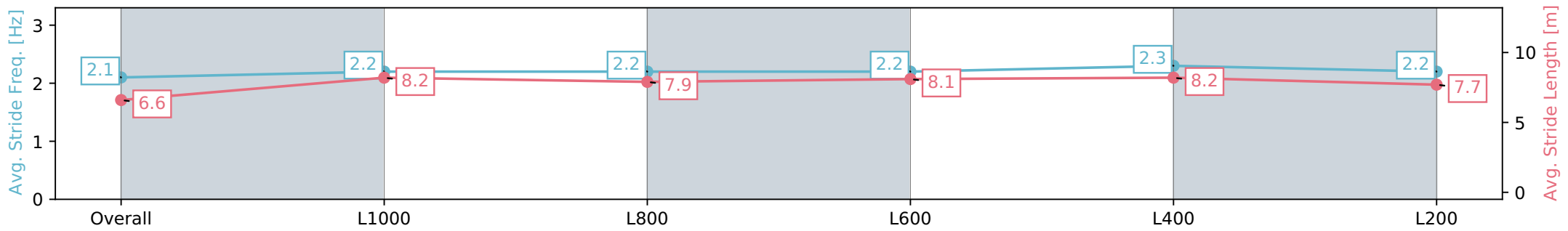
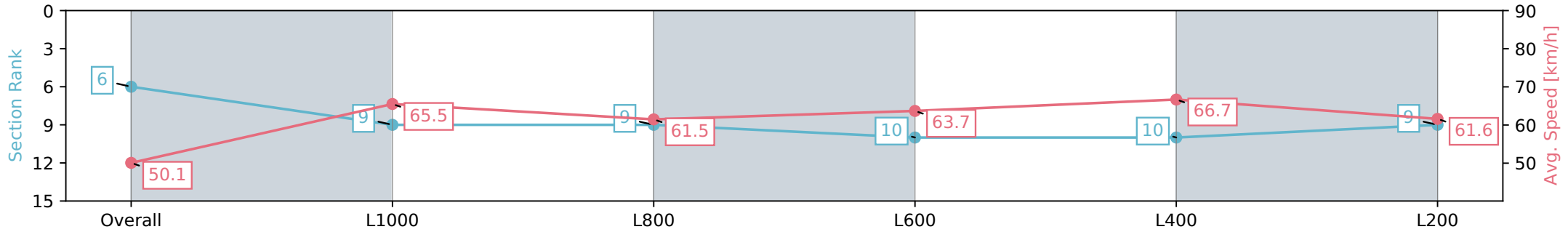
Horse/Jockey Name	CHUCKLE'S DAUGHTER
Finish Rank	6
Fastest Section Time (Section)	0:10.80 (L400)
Top Speed [km/h] (Section)	68.2 (L400)
Race State	Finished



Pukekohe Park NZ - Professional
 Race 5: AUCKLAND CO-OP TAXIS 1200 - 1200m
 21 February 2024 - 5:04PM
 Track Rating: Good 4, Weather: Fine, Rail Position: True



Section	Overall	L1000	L800	L600	L400	L200
Section Times	1:11.41 [6] (0:14.40)	0:57.01 [9] (0:11.09)	0:45.92 [9] (0:11.94)	0:33.98 [10] (0:11.48)	0:22.50 [10] (0:10.80)	0:11.70 [9] (0:11.70)
Average Speed [km/h]	50.1	65.5	61.5	63.7	66.7	61.6
Top Speed [km/h]	67.0	67.6	62.8	68.1	68.2	64.1
Avg. Dist. to Rail [m]	5.4	1.6	3.5	3.6	6.0	8.1
Avg. Stride Freq. [Hz]	2.1	2.2	2.2	2.2	2.3	2.2
Avg. Stride Length [m]	6.6	8.2	7.9	8.1	8.2	7.7



Report Created: Wed 21 February 2024 15:29:05 GMT+11 (Note: Timing is based on positional data)

- [] Ranking at each section and finish
- :-:- No data available at this section
- NA No data available



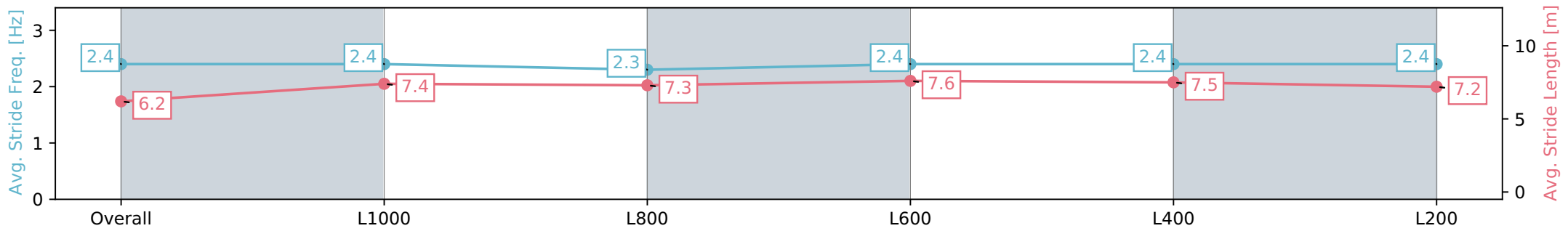
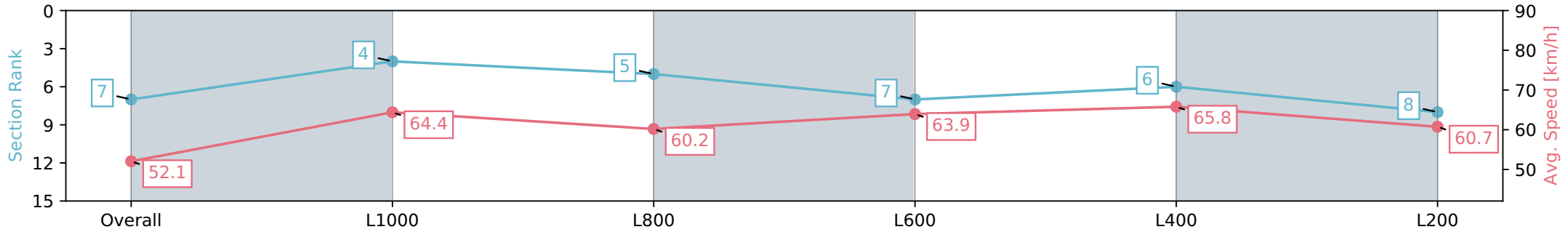
Horse/Jockey Name	GRAND CRU
Finish Rank	7
Fastest Section Time (Section)	0:10.95 (L400)
Top Speed [km/h] (Section)	67.7 (L400)
Race State	Finished



Pukekohe Park NZ - Professional
 Race 5: AUCKLAND CO-OP TAXIS 1200 - 1200m
 21 February 2024 - 5:04PM
 Track Rating: Good 4, Weather: Fine, Rail Position: True



Section	Overall	L1000	L800	L600	L400	L200
Section Times	1:11.43 [7] (0:13.84)	0:57.59 [4] (0:11.33)	0:46.26 [5] (0:12.11)	0:34.15 [7] (0:11.35)	0:22.80 [6] (0:10.95)	0:11.85 [8] (0:11.85)
Average Speed [km/h]	52.1	64.4	60.2	63.9	65.8	60.7
Top Speed [km/h]	66.8	66.5	61.8	67.6	67.7	63.8
Avg. Dist. to Rail [m]	3.2	2.0	2.2	2.4	5.2	5.5
Avg. Stride Freq. [Hz]	2.4	2.4	2.3	2.4	2.4	2.4
Avg. Stride Length [m]	6.2	7.4	7.3	7.6	7.5	7.2



- [] Ranking at each section and finish
- :-:- No data available at this section
- NA No data available

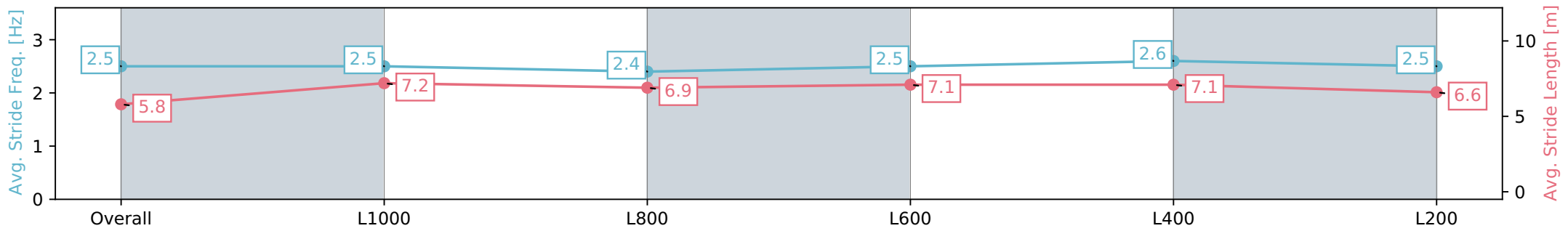
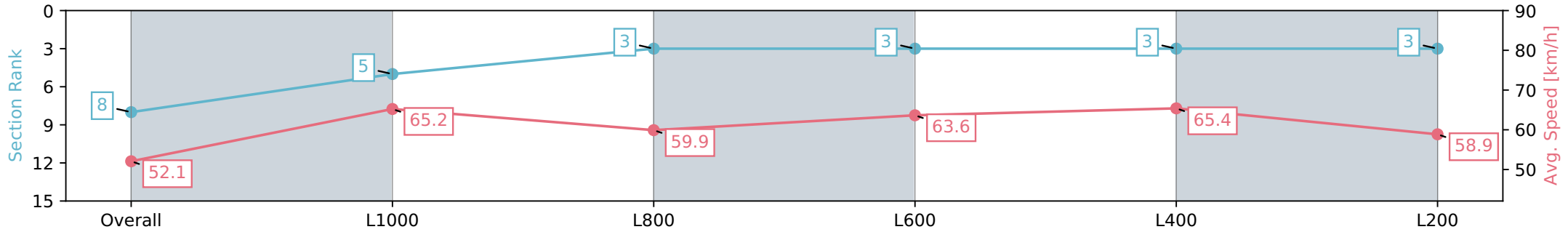
Horse/Jockey Name	SUPER DAILO
Finish Rank	8
Fastest Section Time (Section)	0:11.03 (L400)
Top Speed [km/h] (Section)	67.9 (Overall)
Race State	Finished



Pukekohe Park NZ - Professional
 Race 5: AUCKLAND CO-OP TAXIS 1200 - 1200m
 21 February 2024 - 5:04PM
 Track Rating: Good 4, Weather: Fine, Rail Position: True



Section	Overall	L1000	L800	L600	L400	L200
Section Times	1:11.58 [8] (0:13.84)	0:57.74 [5] (0:11.07)	0:46.67 [3] (0:12.10)	0:34.57 [3] (0:11.32)	0:23.25 [3] (0:11.03)	0:12.22 [3] (0:12.22)
Average Speed [km/h]	52.1	65.2	59.9	63.6	65.4	58.9
Top Speed [km/h]	67.9	67.8	62.7	66.4	67.0	62.8
Avg. Dist. to Rail [m]	1.9	0.4	1.1	1.0	3.0	2.8
Avg. Stride Freq. [Hz]	2.5	2.5	2.4	2.5	2.6	2.5
Avg. Stride Length [m]	5.8	7.2	6.9	7.1	7.1	6.6



- [] Ranking at each section and finish
- :-:- No data available at this section
- NA No data available

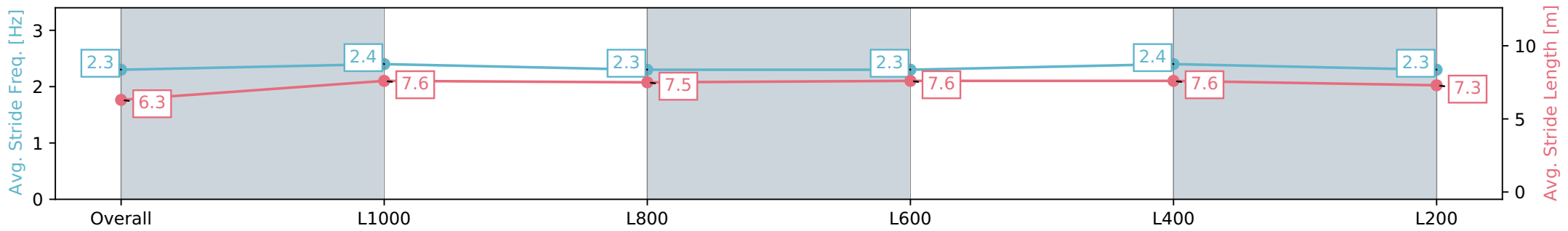
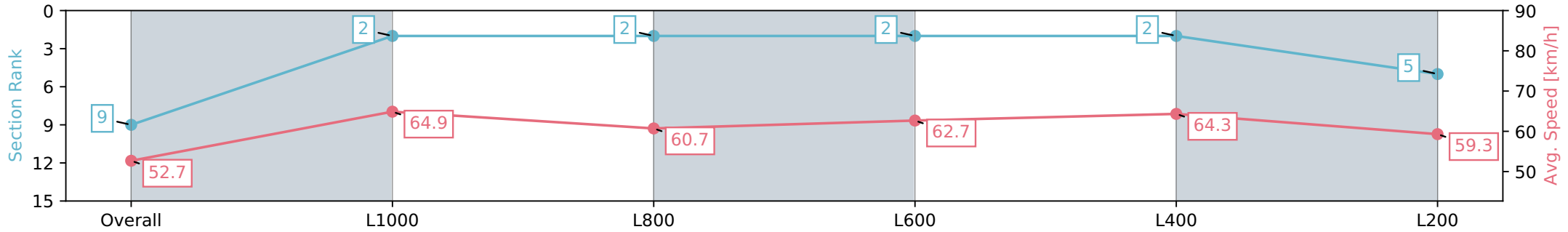
Horse/Jockey Name	BRYNDERWYN
Finish Rank	9
Fastest Section Time (Section)	0:11.16 (L1000)
Top Speed [km/h] (Section)	69.4 (Overall)
Race State	Finished



Pukekohe Park NZ - Professional
 Race 5: AUCKLAND CO-OP TAXIS 1200 - 1200m
 21 February 2024 - 5:04PM
 Track Rating: Good 4, Weather: Fine, Rail Position: True



Section	Overall	L1000	L800	L600	L400	L200
Section Times	1:11.63 [9] (0:13.71)	0:57.92 [2] (0:11.16)	0:46.76 [2] (0:11.96)	0:34.80 [2] (0:11.43)	0:23.37 [2] (0:11.20)	0:12.17 [5] (0:12.17)
Average Speed [km/h]	52.7	64.9	60.7	62.7	64.3	59.3
Top Speed [km/h]	69.4	69.1	62.5	65.0	66.1	61.8
Avg. Dist. to Rail [m]	0.7	1.3	1.1	0.8	0.5	0.2
Avg. Stride Freq. [Hz]	2.3	2.4	2.3	2.3	2.4	2.3
Avg. Stride Length [m]	6.3	7.6	7.5	7.6	7.6	7.3



- [] Ranking at each section and finish
- :-:- No data available at this section
- NA No data available

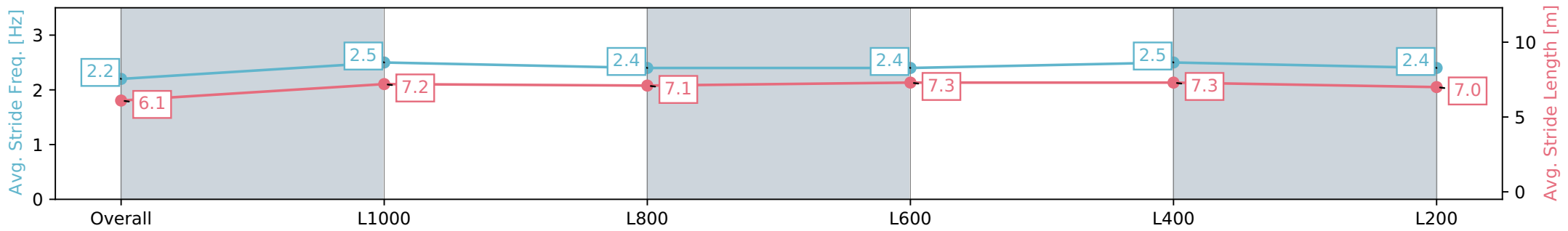
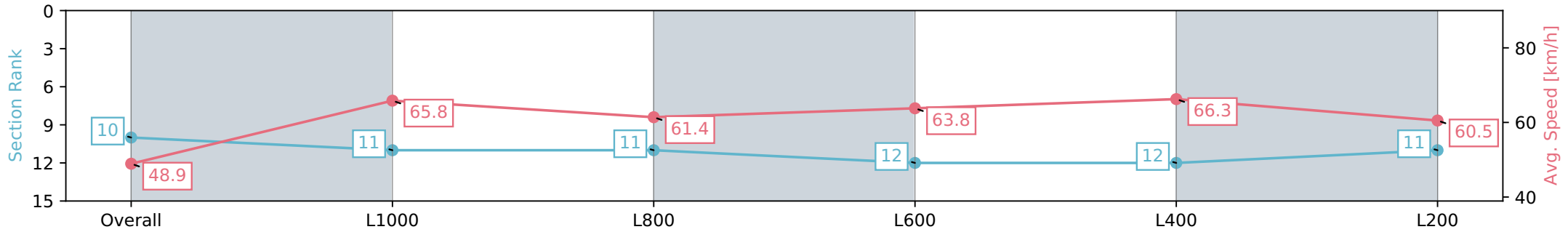
Horse/Jockey Name	DISTINGUISHED
Finish Rank	10
Fastest Section Time (Section)	0:10.86 (L400)
Top Speed [km/h] (Section)	68.0 (L400)
Race State	Finished



Pukekohe Park NZ - Professional
 Race 5: AUCKLAND CO-OP TAXIS 1200 - 1200m
 21 February 2024 - 5:04PM
 Track Rating: Good 4, Weather: Fine, Rail Position: True



Section	Overall	L1000	L800	L600	L400	L200
Section Times	1:11.88 [10] (0:14.72)	0:57.16 [11] (0:11.07)	0:46.09 [11] (0:11.93)	0:34.16 [12] (0:11.39)	0:22.77 [12] (0:10.86)	0:11.91 [11] (0:11.91)
Average Speed [km/h]	48.9	65.8	61.4	63.8	66.3	60.5
Top Speed [km/h]	65.4	67.8	62.7	67.3	68.0	63.7
Avg. Dist. to Rail [m]	2.3	2.7	2.8	2.5	7.7	8.9
Avg. Stride Freq. [Hz]	2.2	2.5	2.4	2.4	2.5	2.4
Avg. Stride Length [m]	6.1	7.2	7.1	7.3	7.3	7.0



Report Created: Wed 21 February 2024 15:29:15 GMT+11 (Note: Timing is based on positional data)

- [] Ranking at each section and finish
- :-:- No data available at this section
- NA No data available



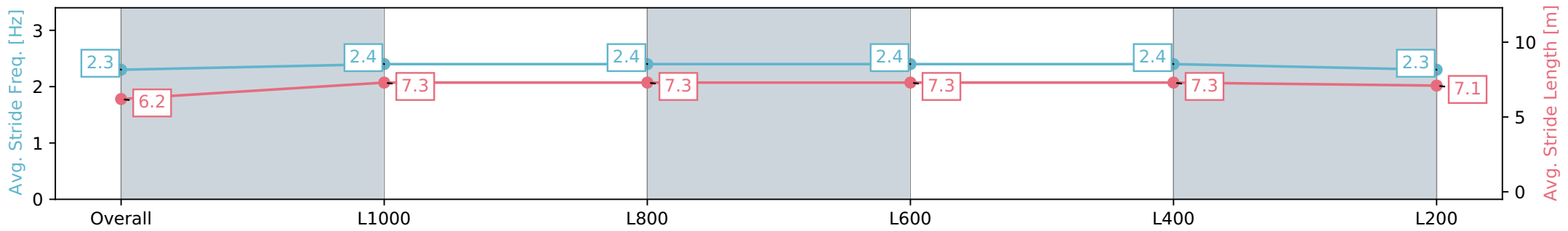
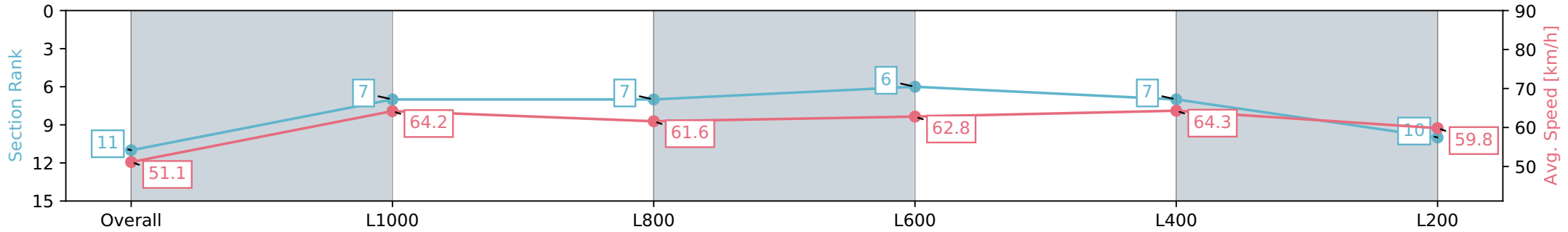
Horse/Jockey Name	BELLAFRANCA
Finish Rank	11
Fastest Section Time (Section)	0:11.19 (L400)
Top Speed [km/h] (Section)	67.0 (Overall)
Race State	Finished



Pukekohe Park NZ - Professional
 Race 5: AUCKLAND CO-OP TAXIS 1200 - 1200m
 21 February 2024 - 5:04PM
 Track Rating: Good 4, Weather: Fine, Rail Position: True



Section	Overall	L1000	L800	L600	L400	L200
Section Times	1:11.94 [11] (0:14.14)	0:57.80 [7] (0:11.27)	0:46.53 [7] (0:11.81)	0:34.72 [6] (0:11.50)	0:23.22 [7] (0:11.19)	0:12.03 [10] (0:12.03)
Average Speed [km/h]	51.1	64.2	61.6	62.8	64.3	59.8
Top Speed [km/h]	67.0	67.0	63.3	66.4	66.2	62.5
Avg. Dist. to Rail [m]	6.8	1.4	1.4	1.7	5.6	4.7
Avg. Stride Freq. [Hz]	2.3	2.4	2.4	2.4	2.4	2.3
Avg. Stride Length [m]	6.2	7.3	7.3	7.3	7.3	7.1



Report Created: Wed 21 February 2024 15:29:17 GMT+11 (Note: Timing is based on positional data)

- [] Ranking at each section and finish
- :-:- No data available at this section
- NA No data available



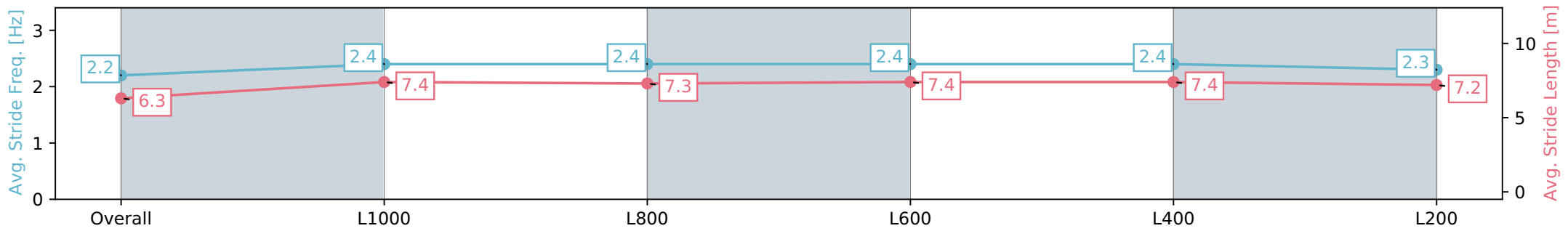
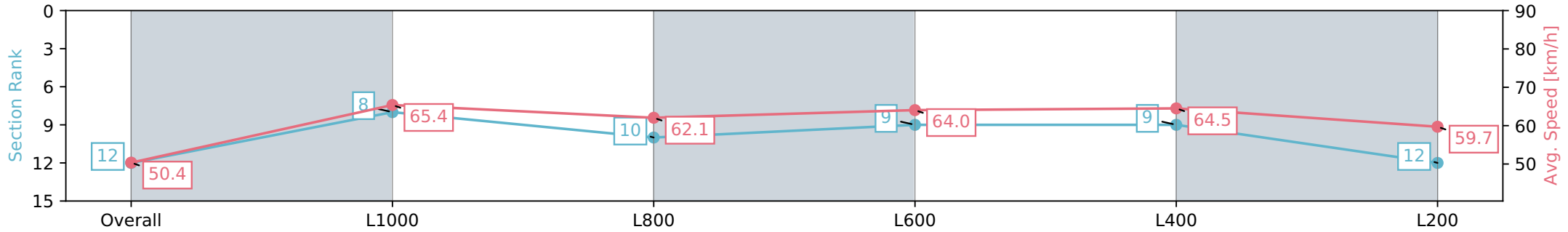
Horse/Jockey Name	ZAZON
Finish Rank	12
Fastest Section Time (Section)	0:11.16 (L400)
Top Speed [km/h] (Section)	66.8 (L400)
Race State	Finished



Pukekohe Park NZ - Professional
 Race 5: AUCKLAND CO-OP TAXIS 1200 - 1200m
 21 February 2024 - 5:04PM
 Track Rating: Good 4, Weather: Fine, Rail Position: True



Section	Overall	L1000	L800	L600	L400	L200
Section Times	1:12.04 [12] (0:14.33)	0:57.71 [8] (0:11.21)	0:46.50 [10] (0:11.86)	0:34.64 [9] (0:11.45)	0:23.19 [9] (0:11.16)	0:12.03 [12] (0:12.03)
Average Speed [km/h]	50.4	65.4	62.1	64.0	64.5	59.7
Top Speed [km/h]	65.9	66.6	63.9	66.7	66.8	62.7
Avg. Dist. to Rail [m]	8.0	2.8	4.2	4.1	7.6	6.5
Avg. Stride Freq. [Hz]	2.2	2.4	2.4	2.4	2.4	2.3
Avg. Stride Length [m]	6.3	7.4	7.3	7.4	7.4	7.2



Report Created: Wed 21 February 2024 15:29:20 GMT+11 (Note: Timing is based on positional data)

- [] Ranking at each section and finish
- :-:- No data available at this section
- NA No data available

