

Track Rating: Good 4, Weather: Fine, Rail Position: True

Section Field Times		Overall	L1400	L1200	L1000	L800	L600						
		1:36.23 (0:13.88)	1:22.35 (0:11.13)	1:11.22 (0:11.46)	0:59.76 (0:11.96)	0:47.80 (0:12.32)	0:35.48 (0:11.98)						
Position	#	Horse/Jockey	Barrier	Top Speed [km/h]	Fastest Section	First 400m							Distance Travelled From Winner [m]
1	3	<b>OUTOVSTOCK</b> Owen Bosson	13	66.4 400-200	0:11.11 400-200	0:26.10	1:36.23 (0:14.63)	1:21.60 [9] (0:11.47)	1:10.13 [9] (0:11.53)	0:58.60 [9] (0:11.77)	0:46.83 [8] (0:12.04)	0:34.79 [8] (0:11.67)	
2	2	<b>INVESTIGATE</b> Michael McNab	2	65.6 600-400	0:11.38 1400-1200	0:25.80	1:36.35 (0:14.42)	1:21.93 [7] (0:11.38)	1:10.55 [6] (0:11.46)	0:59.09 [6] (0:11.88)	0:47.21 [6] (0:12.04)	0:35.17 [5] (0:11.75)	-4
3	8	<b>SI EXQUIS</b> Craig Grylls	10	66.5 1400-1200	0:11.00 1400-1200	0:25.00	1:36.55 (0:14.00)	1:22.55 [2] (0:11.00)	1:11.55 [1] (0:11.46)	1:00.09 [1] (0:11.97)	0:48.12 [1] (0:12.32)	0:35.80 [1] (0:11.98)	+0
4	13	<b>MY ALIBI</b> Tegan Newman	3	64.4 400-200	0:11.37 1400-1200	0:25.65	1:36.57 (0:14.28)	1:22.29 [4] (0:11.37)	1:10.92 [4] (0:11.50)	0:59.42 [4] (0:11.69)	0:47.73 [4] (0:12.09)	0:35.64 [3] (0:11.90)	-2
5	5	<b>LAGISQUET</b> Kelly Myers	8	65.0 400-200	0:11.33 400-200	0:26.30	1:36.85 (0:14.78)	1:22.07 [10] (0:11.52)	1:10.55 [10] (0:11.59)	0:58.96 [10] (0:11.91)	0:47.05 [11] (0:11.87)	0:35.18 [10] (0:11.66)	-3
6	10	<b>LEBASSO</b> Masahiro Hashizume	4	64.3 400-200	0:11.43 400-200	0:26.41	1:36.91 (0:14.89)	1:22.02 [11] (0:11.52)	1:10.50 [11] (0:11.61)	0:58.89 [11] (0:11.64)	0:47.25 [10] (0:11.90)	0:35.35 [9] (0:11.73)	+8
7	12	<b>TIFFANEE</b> Darren Danis	7	64.3 1600-1400	0:11.36 1400-1200	0:25.65	1:37.23 (0:14.28)	1:22.94 [5] (0:11.36)	1:11.58 [4] (0:11.55)	1:00.03 [5] (0:11.88)	0:48.15 [5] (0:12.28)	0:35.86 [6] (0:11.82)	+7
8	4	<b>PEACHY KEEN</b> Per-Anders Graberg	5	65.5 1400-1200	0:11.33 1400-1200	0:25.86	1:37.68 (0:14.53)	1:23.15 [8] (0:11.33)	1:11.82 [7] (0:11.55)	1:00.27 [7] (0:11.84)	0:48.43 [7] (0:12.16)	0:36.27 [7] (0:11.81)	+4
9	1	<b>ATLANTIC CHARM</b> Bill Jacobson	11	66.4 1400-1200	0:11.02 1400-1200	0:25.11	1:37.90 (0:14.09)	1:23.81 [3] (0:11.02)	1:12.79 [2] (0:11.39)	1:01.40 [2] (0:12.08)	0:49.32 [2] (0:12.33)	0:36.99 [2] (0:12.06)	+5
10	6	<b>MR ACABELLO</b> Ace Lawson-Carroll	9	63.9 1000-800	0:11.49 400-200	0:26.67	1:37.98 (0:14.98)	1:23.00 [12] (0:11.69)	1:11.31 [12] (0:11.65)	0:59.66 [12] (0:11.69)	0:47.97 [12] (0:11.83)	0:36.14 [12] (0:11.87)	+6

Track Rating: Good 4, Weather: Fine, Rail Position: True

Section													Overall		L1400	L1200	L1000	L800	L600		
Field Times													1:36.23	1:22.35	1:11.22	0:59.76	0:47.80	0:35.48			
													(0:13.88)	(0:11.13)	(0:11.46)	(0:11.96)	(0:12.32)	(0:11.98)			
Position	#	Horse/Jockey	Barrier	Top Speed [km/h]	Fastest Section	First 400m												Distance Travelled From Winner [m]			
11	14	<b>VEGAS LIGHTS</b>	6	66.0	0:11.41	0:25.28	1:38.37	1:24.49 [1]	1:13.08 [3]	1:01.50 [3]	0:49.58 [3]	0:37.34 [4]						+7			
		Jasmine Fawcett		1600-1400	1400-1200		(0:13.88)	(0:11.41)	(0:11.57)	(0:11.92)	(0:12.24)	(0:11.86)									
12	11	<b>SADHBH</b>	12	65.3	0:11.49	0:25.89	1:43.18	1:28.78 [6]	1:17.29 [8]	1:05.68 [8]	0:53.69 [9]	0:41.43 [11]						+4			
		Vincent Colgan		1200-1000	1400-1200		(0:14.40)	(0:11.49)	(0:11.61)	(0:11.99)	(0:12.26)	(0:12.02)									
13	15	<b>LET IT RIDE</b>	1	63.0	0:11.57	0:26.91	1:43.91	1:28.81 [13]	1:17.00 [13]	1:05.42 [13]	0:53.77 [13]	0:41.64 [13]						-2			
		Samantha Spratt		1200-1000	1200-1000		(0:15.10)	(0:11.81)	(0:11.57)	(0:11.65)	(0:12.13)	(0:12.51)									

Track Rating: Good 4, Weather: Fine, Rail Position: True

Section Field Times						L400	L200						
						0:23.49	0:12.01						
						(0:11.49)	(0:12.01)						
Position	#	Horse/Jockey	Barrier	Top Speed [km/h]	Fastest Section	First 400m			Margin				Distance Travelled From Winner [m]
1	3	<b>OUTOVSTOCK</b>	13	66.4	0:11.11	0:26.10	0:23.12 [6]	0:12.01 [1]	1:36.23				
		Owen Bosson		400-200	400-200		(0:11.11)	(0:12.01)					
2	2	<b>INVESTIGATE</b>	2	65.6	0:11.38	0:25.80	0:23.42 [4]	0:11.98 [4]	0.7L				-4
		Michael McNab		600-400	1400-1200		(0:11.44)	(0:11.98)					
3	8	<b>SI EXQUIS</b>	10	66.5	0:11.00	0:25.00	0:23.82 [1]	0:12.29 [2]	2.1L				+0
		Craig Grylls		1400-1200	1400-1200		(0:11.53)	(0:12.28)					
4	13	<b>MY ALIBI</b>	3	64.4	0:11.37	0:25.65	0:23.74 [2]	0:12.22 [3]	2.3L				-2
		Tegan Newman		400-200	1400-1200		(0:11.52)	(0:12.22)					
5	5	<b>LAGISQUET</b>	8	65.0	0:11.33	0:26.30	0:23.52 [10]	0:12.19 [5]	4.1L				-3
		Kelly Myers		400-200	400-200		(0:11.33)	(0:12.19)					
6	10	<b>LEBASSO</b>	4	64.3	0:11.43	0:26.41	0:23.62 [9]	0:12.19 [6]	4.5L				+8
		Masahiro Hashizume		400-200	400-200		(0:11.43)	(0:12.19)					
7	12	<b>TIFFANEE</b>	7	64.3	0:11.36	0:25.65	0:24.04 [7]	0:12.48 [8]	6.6L				+7
		Darren Danis		1600-1400	1400-1200		(0:11.56)	(0:12.48)					
8	4	<b>PEACHY KEEN</b>	5	65.5	0:11.33	0:25.86	0:24.46 [8]	0:12.84 [10]	9.7L				+4
		Per-Anders Graberg		1400-1200	1400-1200		(0:11.62)	(0:12.84)					
9	1	<b>ATLANTIC CHARM</b>	11	66.4	0:11.02	0:25.11	0:24.93 [5]	0:13.08 [9]	11.1L				+5
		Bill Jacobson		1400-1200	1400-1200		(0:11.85)	(0:13.08)					
10	6	<b>MR ACABELLO</b>	9	63.9	0:11.49	0:26.67	0:24.27 [11]	0:12.78 [11]	11.7L				+6
		Ace Lawson-Carroll		1000-800	400-200		(0:11.49)	(0:12.78)					

Track Rating: Good 4, Weather: Fine, Rail Position: True

Section															
Field Times															
		L400					L200								
		0:23.49					0:12.01								
		(0:11.49)					(0:12.01)								
Position	#	Horse/Jockey	Barrier	Top Speed [km/h]	Fastest Section	First 400m	Margin		Distance Travelled From Winner [m]						
11	14	<b>VEGAS LIGHTS</b>	6	66.0	0:11.41	0:25.28	0:25.48 [3]	0:13.64 [7]	14.3L						+7
		Jasmine Fawcett		1600-1400	1400-1200		(0:11.84)	(0:13.64)							
12	11	<b>SADHBH</b>	12	65.3	0:11.49	0:25.89	0:29.41 [12]	0:16.83 [12]	46.3L						+4
		Vincent Colgan		1200-1000	1400-1200		(0:12.57)	(0:16.83)							
13	15	<b>LET IT RIDE</b>	1	63.0	0:11.57	0:26.91	0:29.13 [13]	0:15.58 [13]	51.2L						-2
		Samantha Spratt		1200-1000	1200-1000		(0:13.55)	(0:15.57)							

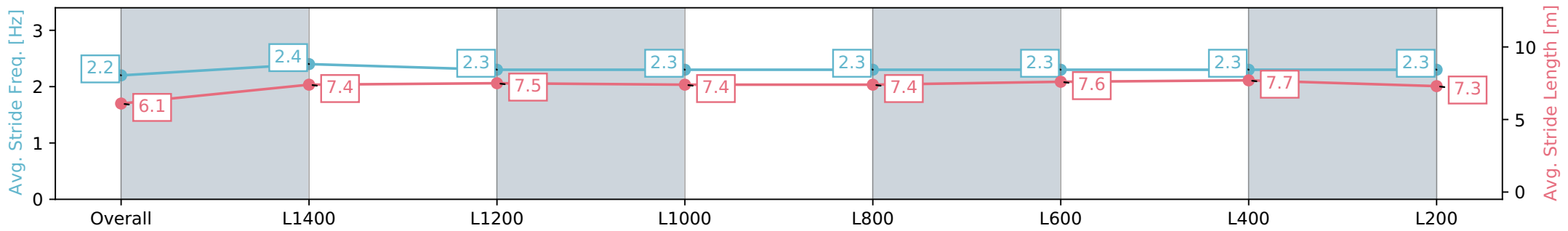
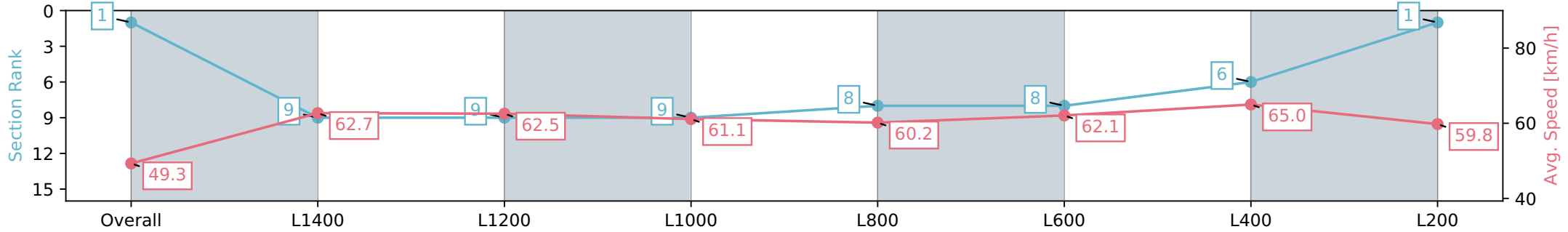
Horse/Jockey Name	OUTOVSTOCK
Finish Rank	1
Fastest Section Time (Section)	0:11.11 (L400)
Top Speed [km/h] (Section)	66.4 (L400)
Race State	Finished



Pukekohe Park NZ - Professional  
 Race 4: ELLERSLIE EVENTS 1600 - 1600m  
 21 February 2024 - 4:31PM  
 Track Rating: Good 4, Weather: Fine, Rail Position: True



Section	Overall	L1400	L1200	L1000	L800	L600	L400	L200
Section Times	1:36.23 [1] (0:14.63)	1:21.60 [9] (0:11.47)	1:10.13 [9] (0:11.53)	0:58.60 [9] (0:11.77)	0:46.83 [8] (0:12.04)	0:34.79 [8] (0:11.67)	0:23.12 [6] (0:11.11)	0:12.01 [1] (0:12.01)
Average Speed [km/h]	49.3	62.7	62.5	61.1	60.2	62.1	65.0	59.8
Top Speed [km/h]	62.6	63.4	63.8	62.2	61.1	65.7	66.4	62.9
Avg. Dist. to Rail [m]	8.1	0.7	0.2	0.5	1.0	2.1	3.2	2.6
Avg. Stride Freq. [Hz]	2.2	2.4	2.3	2.3	2.3	2.3	2.3	2.3
Avg. Stride Length [m]	6.1	7.4	7.5	7.4	7.4	7.6	7.7	7.3



- [ ] Ranking at each section and finish
- :-:- No data available at this section
- NA No data available

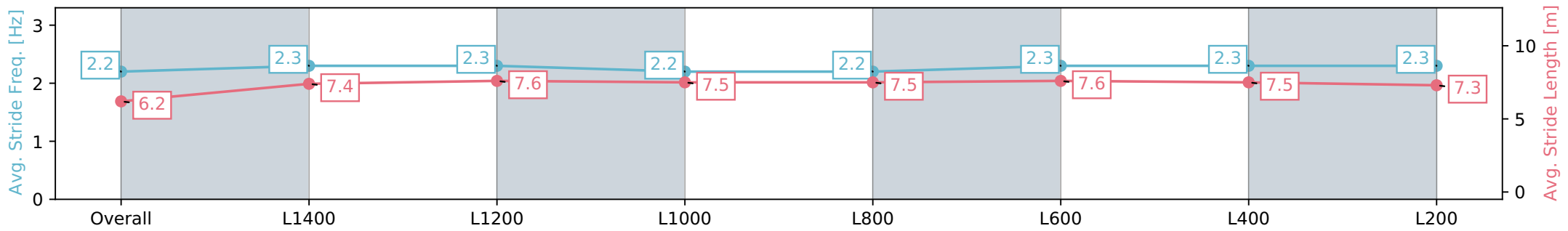
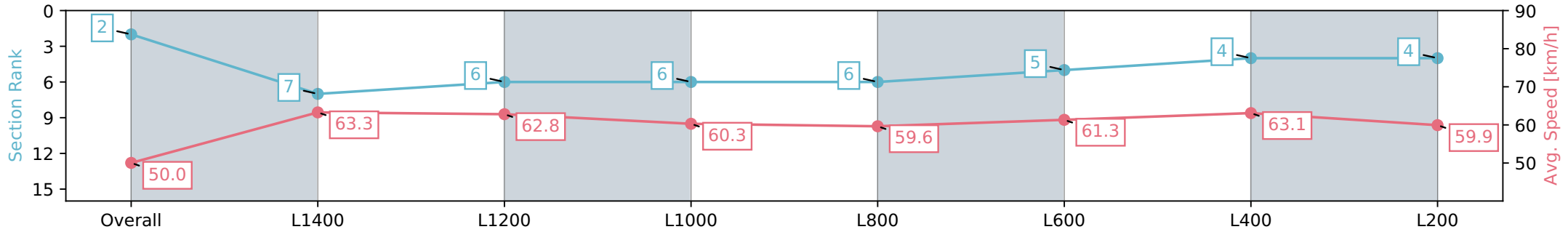
Horse/Jockey Name	INVESTIGATE
Finish Rank	2
Fastest Section Time (Section)	0:11.38 (L1400)
Top Speed [km/h] (Section)	65.6 (L600)
Race State	Finished



Pukekohe Park NZ - Professional  
 Race 4: ELLERSLIE EVENTS 1600 - 1600m  
 21 February 2024 - 4:31PM  
 Track Rating: Good 4, Weather: Fine, Rail Position: True



Section	Overall	L1400	L1200	L1000	L800	L600	L400	L200
Section Times	1:36.35 [2] (0:14.42)	1:21.93 [7] (0:11.38)	1:10.55 [6] (0:11.46)	0:59.09 [6] (0:11.88)	0:47.21 [6] (0:12.04)	0:35.17 [5] (0:11.75)	0:23.42 [4] (0:11.44)	0:11.98 [4] (0:11.98)
Average Speed [km/h]	50.0	63.3	62.8	60.3	59.6	61.3	63.1	59.9
Top Speed [km/h]	62.7	64.3	63.6	61.9	61.0	65.6	65.6	62.1
Avg. Dist. to Rail [m]	2.1	0.3	0.5	1.1	0.5	1.5	4.8	4.5
Avg. Stride Freq. [Hz]	2.2	2.3	2.3	2.2	2.2	2.3	2.3	2.3
Avg. Stride Length [m]	6.2	7.4	7.6	7.5	7.5	7.6	7.5	7.3



- [ ] Ranking at each section and finish
- :-:- No data available at this section
- NA No data available

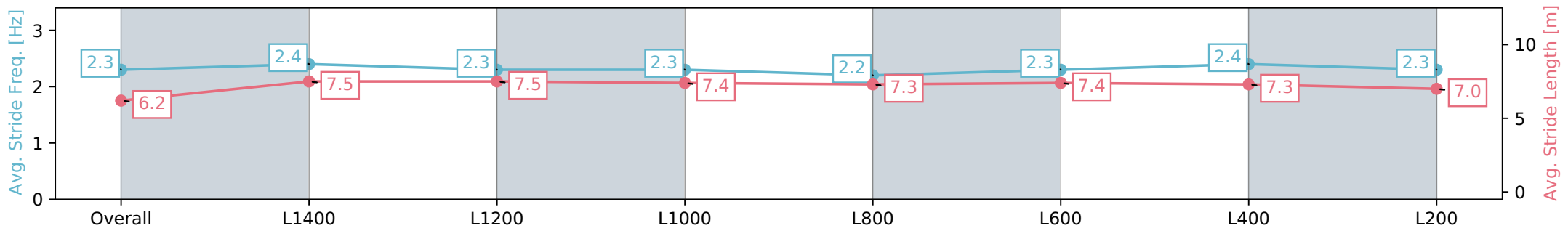
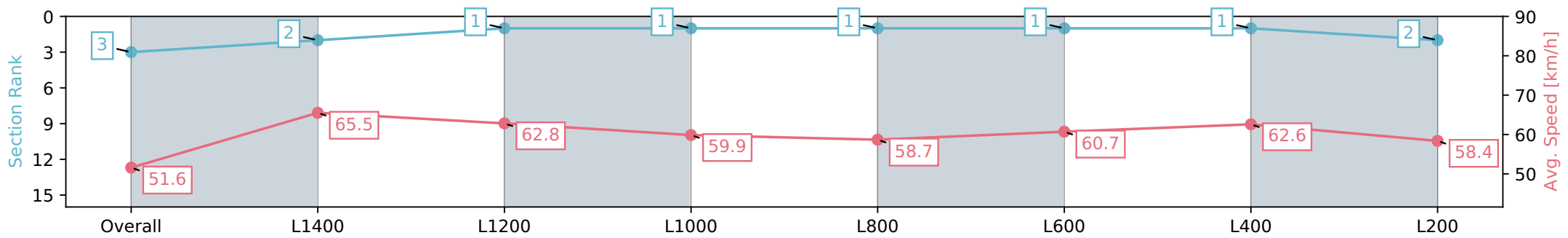
Horse/Jockey Name	SI EXQUIS
Finish Rank	3
Fastest Section Time (Section)	0:11.00 (L1400)
Top Speed [km/h] (Section)	66.5 (L1400)
Race State	Finished



Pukekohe Park NZ - Professional  
 Race 4: ELLERSLIE EVENTS 1600 - 1600m  
 21 February 2024 - 4:31PM  
 Track Rating: Good 4, Weather: Fine, Rail Position: True



Section	Overall	L1400	L1200	L1000	L800	L600	L400	L200
Section Times	1:36.55 [3] (0:14.00)	1:22.55 [2] (0:11.00)	1:11.55 [1] (0:11.46)	1:00.09 [1] (0:11.97)	0:48.12 [1] (0:12.32)	0:35.80 [1] (0:11.98)	0:23.82 [1] (0:11.53)	0:12.29 [2] (0:12.28)
Average Speed [km/h]	51.6	65.5	62.8	59.9	58.7	60.7	62.6	58.4
Top Speed [km/h]	65.9	66.5	63.8	62.0	59.5	62.9	64.6	61.3
Avg. Dist. to Rail [m]	7.0	0.8	0.3	0.6	0.7	2.2	3.1	2.8
Avg. Stride Freq. [Hz]	2.3	2.4	2.3	2.3	2.2	2.3	2.4	2.3
Avg. Stride Length [m]	6.2	7.5	7.5	7.4	7.3	7.4	7.3	7.0



- [ ] Ranking at each section and finish
- :-:- No data available at this section
- NA No data available

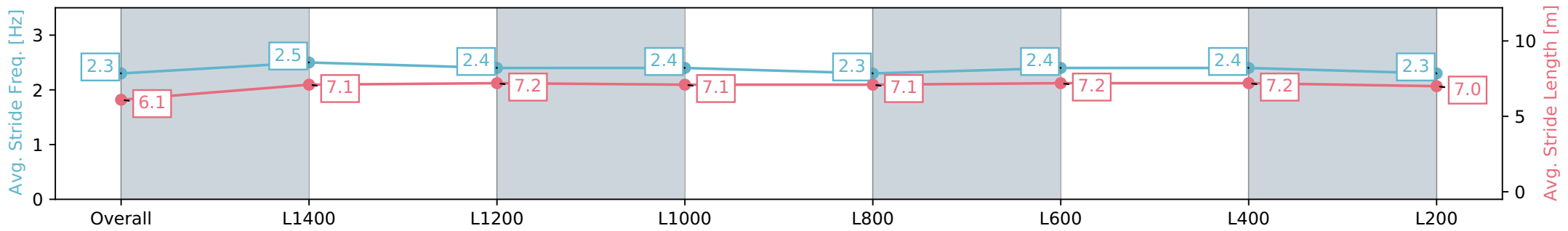
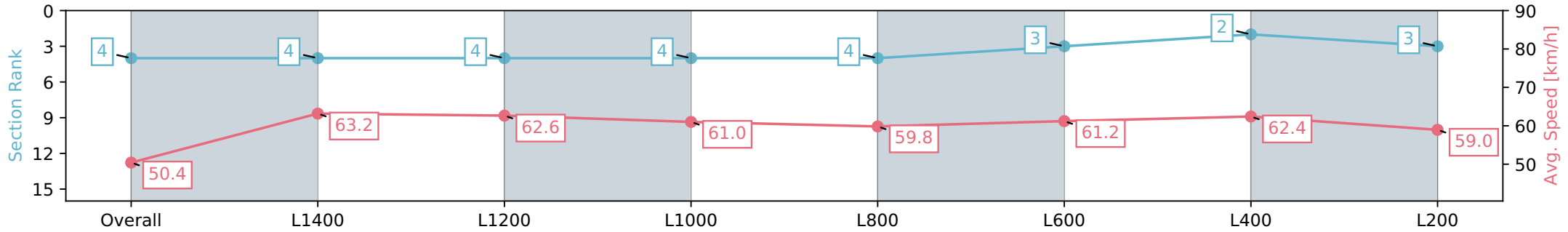
Horse/Jockey Name	MY ALIBI
Finish Rank	4
Fastest Section Time (Section)	0:11.37 (L1400)
Top Speed [km/h] (Section)	64.4 (L400)
Race State	Finished



Pukekohe Park NZ - Professional  
 Race 4: ELLERSLIE EVENTS 1600 - 1600m  
 21 February 2024 - 4:31PM  
 Track Rating: Good 4, Weather: Fine, Rail Position: True



Section	Overall	L1400	L1200	L1000	L800	L600	L400	L200
Section Times	1:36.57 [4] (0:14.28)	1:22.29 [4] (0:11.37)	1:10.92 [4] (0:11.50)	0:59.42 [4] (0:11.69)	0:47.73 [4] (0:12.09)	0:35.64 [3] (0:11.90)	0:23.74 [2] (0:11.52)	0:12.22 [3] (0:12.22)
Average Speed [km/h]	50.4	63.2	62.6	61.0	59.8	61.2	62.4	59.0
Top Speed [km/h]	63.4	63.8	63.6	62.7	61.1	63.6	64.4	60.8
Avg. Dist. to Rail [m]	2.0	0.7	1.4	1.6	1.0	3.2	5.1	4.6
Avg. Stride Freq. [Hz]	2.3	2.5	2.4	2.4	2.3	2.4	2.4	2.3
Avg. Stride Length [m]	6.1	7.1	7.2	7.1	7.1	7.2	7.2	7.0



- [ ] Ranking at each section and finish
- :-:- No data available at this section
- NA No data available



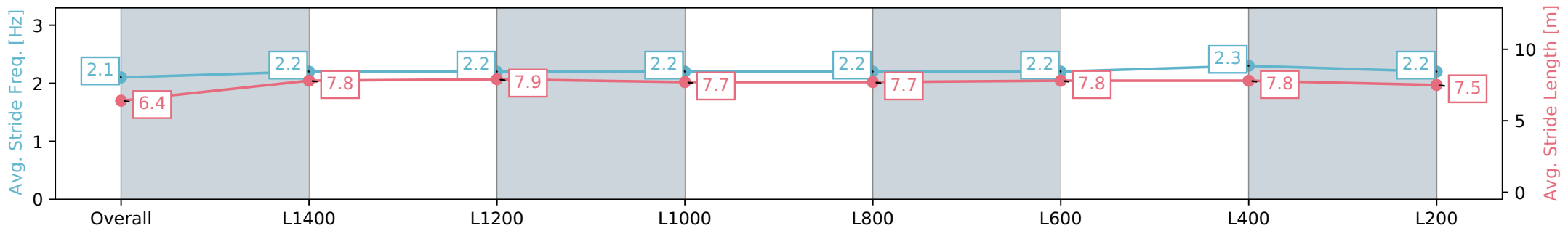
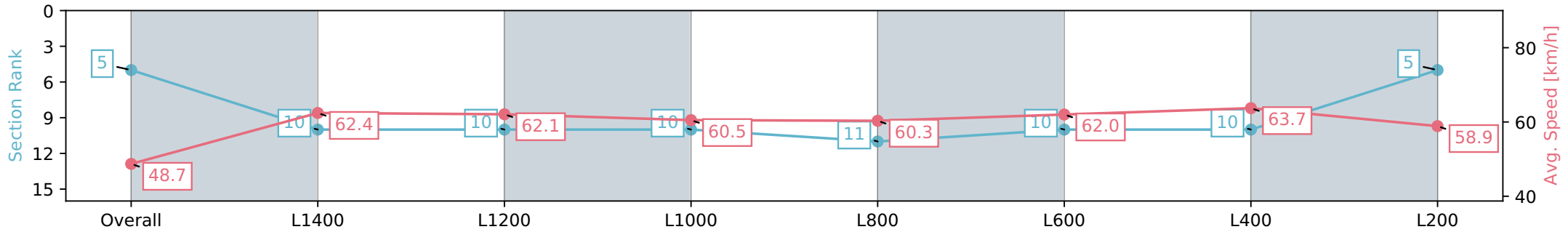
Horse/Jockey Name	LAGISQUET
Finish Rank	5
Fastest Section Time (Section)	0:11.33 (L400)
Top Speed [km/h] (Section)	65.0 (L400)
Race State	Finished



Pukekohe Park NZ - Professional  
 Race 4: ELLERSLIE EVENTS 1600 - 1600m  
 21 February 2024 - 4:31PM  
 Track Rating: Good 4, Weather: Fine, Rail Position: True



Section	Overall	L1400	L1200	L1000	L800	L600	L400	L200
Section Times	1:36.85 [5] (0:14.78)	1:22.07 [10] (0:11.52)	1:10.55 [10] (0:11.59)	0:58.96 [10] (0:11.91)	0:47.05 [11] (0:11.87)	0:35.18 [10] (0:11.66)	0:23.52 [10] (0:11.33)	0:12.19 [5] (0:12.19)
Average Speed [km/h]	48.7	62.4	62.1	60.5	60.3	62.0	63.7	58.9
Top Speed [km/h]	62.1	63.0	62.8	62.4	61.6	65.0	65.0	61.5
Avg. Dist. to Rail [m]	4.7	0.4	1.0	0.8	0.9	2.2	3.6	3.2
Avg. Stride Freq. [Hz]	2.1	2.2	2.2	2.2	2.2	2.2	2.3	2.2
Avg. Stride Length [m]	6.4	7.8	7.9	7.7	7.7	7.8	7.8	7.5



- [ ] Ranking at each section and finish
- :-:- No data available at this section
- NA No data available

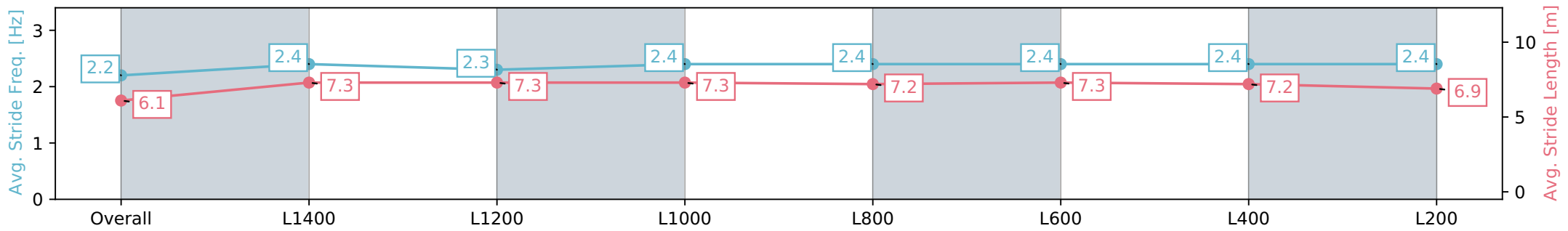
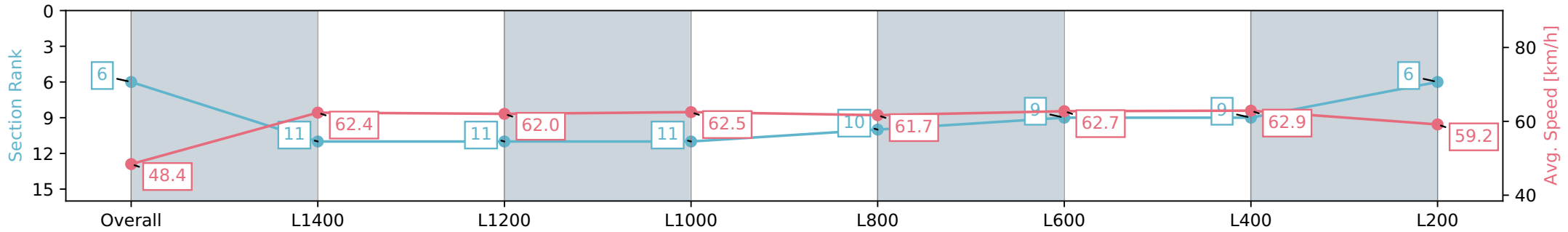
Horse/Jockey Name	LEBASSO
Finish Rank	6
Fastest Section Time (Section)	0:11.43 (L400)
Top Speed [km/h] (Section)	64.3 (L400)
Race State	Finished



Pukekohe Park NZ - Professional  
 Race 4: ELLERSLIE EVENTS 1600 - 1600m  
 21 February 2024 - 4:31PM  
 Track Rating: Good 4, Weather: Fine, Rail Position: True



Section	Overall	L1400	L1200	L1000	L800	L600	L400	L200
Section Times	1:36.91 [6] (0:14.89)	1:22.02 [11] (0:11.52)	1:10.50 [11] (0:11.61)	0:58.89 [11] (0:11.64)	0:47.25 [10] (0:11.90)	0:35.35 [9] (0:11.73)	0:23.62 [9] (0:11.43)	0:12.19 [6] (0:12.19)
Average Speed [km/h]	48.4	62.4	62.0	62.5	61.7	62.7	62.9	59.2
Top Speed [km/h]	61.5	63.7	63.3	63.6	62.8	64.0	64.3	61.8
Avg. Dist. to Rail [m]	2.6	0.7	0.3	1.5	3.3	5.8	11.8	12.6
Avg. Stride Freq. [Hz]	2.2	2.4	2.3	2.4	2.4	2.4	2.4	2.4
Avg. Stride Length [m]	6.1	7.3	7.3	7.3	7.2	7.3	7.2	6.9



- [ ] Ranking at each section and finish
- :-:- No data available at this section
- NA No data available

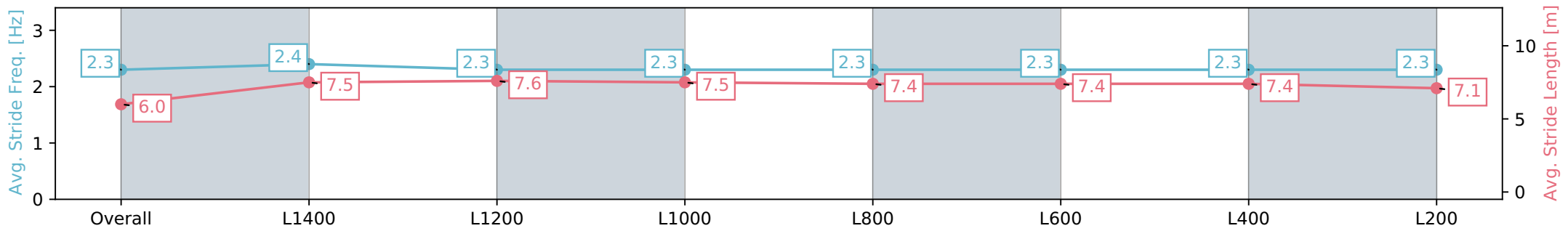
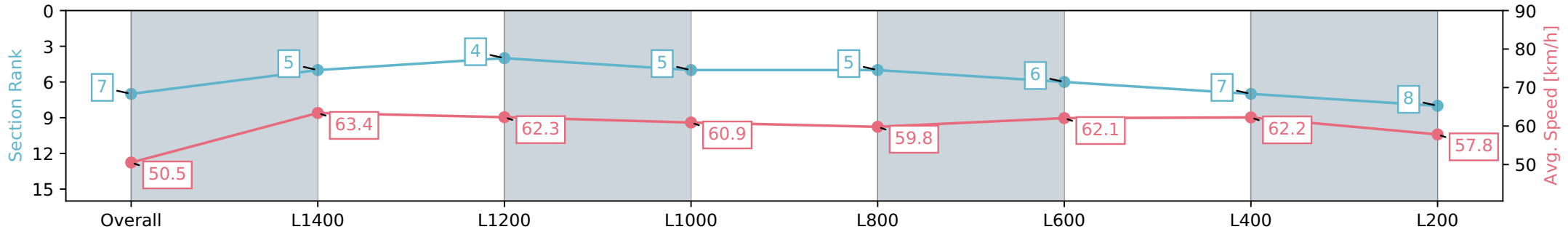
Horse/Jockey Name	TIFFANEE
Finish Rank	7
Fastest Section Time (Section)	0:11.36 (L1400)
Top Speed [km/h] (Section)	64.3 (Overall)
Race State	Finished



Pukekohe Park NZ - Professional  
 Race 4: ELLERSLIE EVENTS 1600 - 1600m  
 21 February 2024 - 4:31PM  
 Track Rating: Good 4, Weather: Fine, Rail Position: True



Section	Overall	L1400	L1200	L1000	L800	L600	L400	L200
Section Times	1:37.23 [7] (0:14.28)	1:22.94 [5] (0:11.36)	1:11.58 [4] (0:11.55)	1:00.03 [5] (0:11.88)	0:48.15 [5] (0:12.28)	0:35.86 [6] (0:11.82)	0:24.04 [7] (0:11.56)	0:12.48 [8] (0:12.48)
Average Speed [km/h]	50.5	63.4	62.3	60.9	59.8	62.1	62.2	57.8
Top Speed [km/h]	64.3	64.2	63.2	62.0	61.0	64.0	64.1	59.7
Avg. Dist. to Rail [m]	4.7	0.7	0.7	1.1	3.3	5.6	10.1	10.1
Avg. Stride Freq. [Hz]	2.3	2.4	2.3	2.3	2.3	2.3	2.3	2.3
Avg. Stride Length [m]	6.0	7.5	7.6	7.5	7.4	7.4	7.4	7.1



- [ ] Ranking at each section and finish
- :-:- No data available at this section
- NA No data available

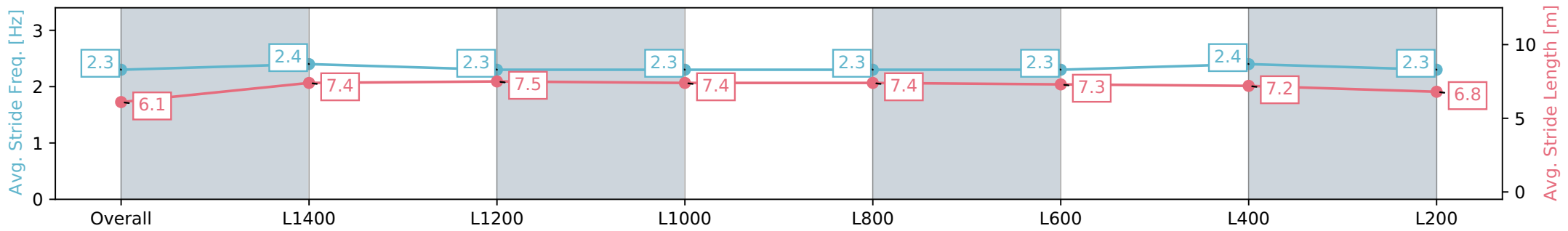
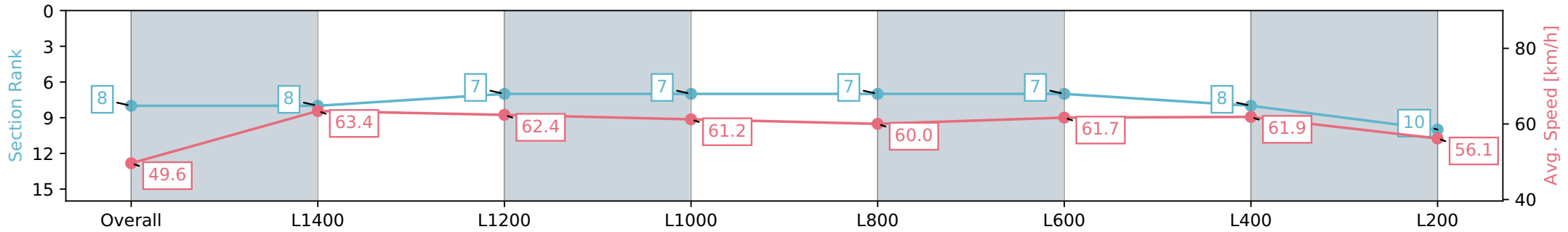
Horse/Jockey Name	PEACHY KEEN
Finish Rank	8
Fastest Section Time (Section)	0:11.33 (L1400)
Top Speed [km/h] (Section)	65.5 (L1400)
Race State	Finished



Pukekohe Park NZ - Professional  
 Race 4: ELLERSLIE EVENTS 1600 - 1600m  
 21 February 2024 - 4:31PM  
 Track Rating: Good 4, Weather: Fine, Rail Position: True



Section	Overall	L1400	L1200	L1000	L800	L600	L400	L200
Section Times	1:37.68 [8] (0:14.53)	1:23.15 [8] (0:11.33)	1:11.82 [7] (0:11.55)	1:00.27 [7] (0:11.84)	0:48.43 [7] (0:12.16)	0:36.27 [7] (0:11.81)	0:24.46 [8] (0:11.62)	0:12.84 [10] (0:12.84)
Average Speed [km/h]	49.6	63.4	62.4	61.2	60.0	61.7	61.9	56.1
Top Speed [km/h]	64.1	65.5	63.5	62.3	61.6	63.4	64.0	59.8
Avg. Dist. to Rail [m]	3.2	0.5	0.6	1.1	2.2	3.7	6.6	7.7
Avg. Stride Freq. [Hz]	2.3	2.4	2.3	2.3	2.3	2.3	2.4	2.3
Avg. Stride Length [m]	6.1	7.4	7.5	7.4	7.4	7.3	7.2	6.8



- [ ] Ranking at each section and finish
- :-:- No data available at this section
- NA No data available

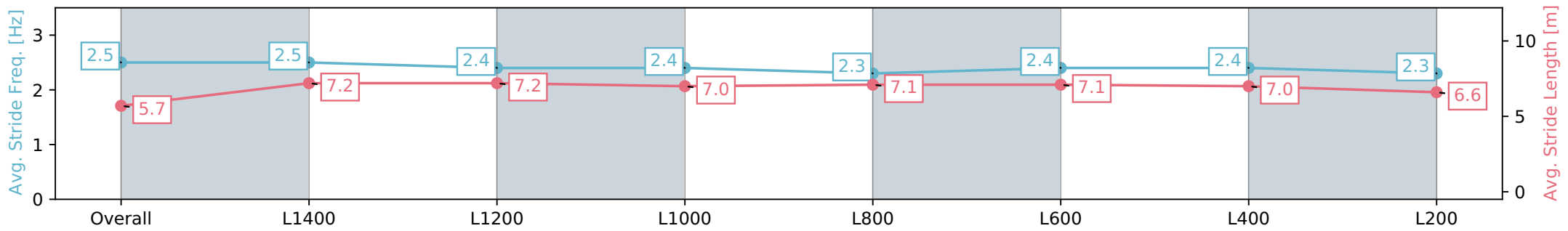
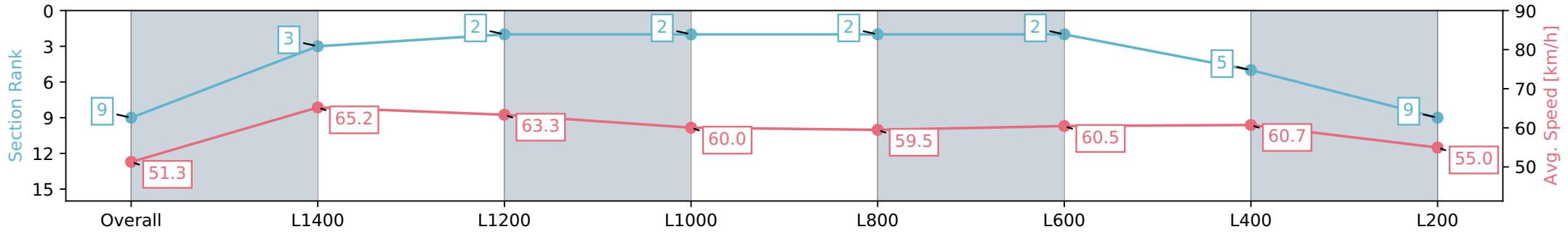
Horse/Jockey Name	ATLANTIC CHARM
Finish Rank	9
Fastest Section Time (Section)	0:11.02 (L1400)
Top Speed [km/h] (Section)	66.4 (L1400)
Race State	Finished



Pukekohe Park NZ - Professional  
 Race 4: ELLERSLIE EVENTS 1600 - 1600m  
 21 February 2024 - 4:31PM  
 Track Rating: Good 4, Weather: Fine, Rail Position: True



Section	Overall	L1400	L1200	L1000	L800	L600	L400	L200
Section Times	1:37.90 [9] (0:14.09)	1:23.81 [3] (0:11.02)	1:12.79 [2] (0:11.39)	1:01.40 [2] (0:12.08)	0:49.32 [2] (0:12.33)	0:36.99 [2] (0:12.06)	0:24.93 [5] (0:11.85)	0:13.08 [9] (0:13.08)
Average Speed [km/h]	51.3	65.2	63.3	60.0	59.5	60.5	60.7	55.0
Top Speed [km/h]	65.4	66.4	65.2	62.7	59.9	62.2	62.2	58.8
Avg. Dist. to Rail [m]	8.7	2.3	1.4	1.8	2.7	3.9	7.4	9.1
Avg. Stride Freq. [Hz]	2.5	2.5	2.4	2.4	2.3	2.4	2.4	2.3
Avg. Stride Length [m]	5.7	7.2	7.2	7.0	7.1	7.1	7.0	6.6



- [ ] Ranking at each section and finish
- :-:- No data available at this section
- NA No data available

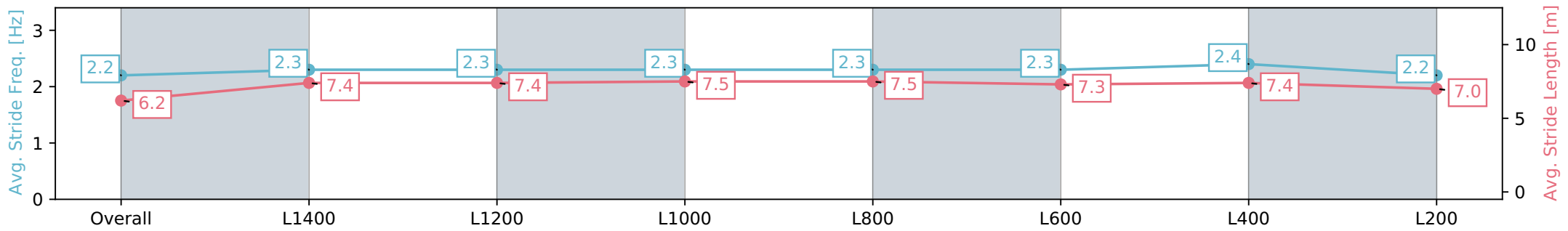
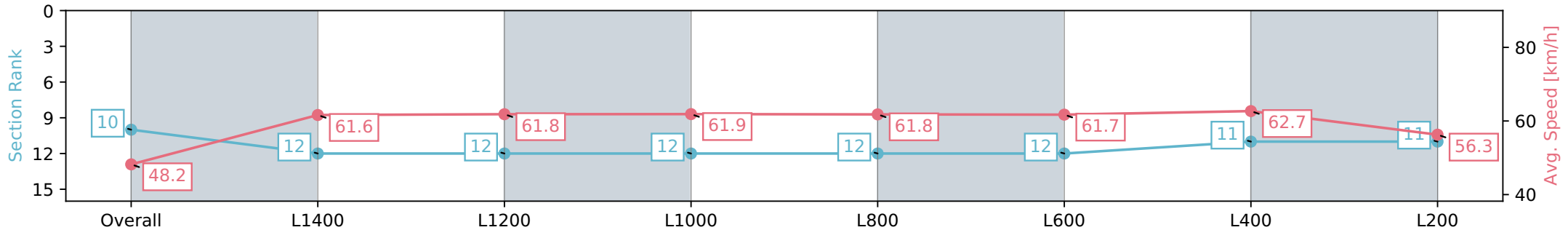
Horse/Jockey Name	MR ACABELLO
Finish Rank	10
Fastest Section Time (Section)	0:11.49 (L400)
Top Speed [km/h] (Section)	63.9 (L1000)
Race State	Finished



Pukekohe Park NZ - Professional  
 Race 4: ELLERSLIE EVENTS 1600 - 1600m  
 21 February 2024 - 4:31PM  
 Track Rating: Good 4, Weather: Fine, Rail Position: True



Section	Overall	L1400	L1200	L1000	L800	L600	L400	L200
Section Times	1:37.98 [10] (0:14.98)	1:23.00 [12] (0:11.69)	1:11.31 [12] (0:11.65)	0:59.66 [12] (0:11.69)	0:47.97 [12] (0:11.83)	0:36.14 [12] (0:11.87)	0:24.27 [11] (0:11.49)	0:12.78 [11] (0:12.78)
Average Speed [km/h]	48.2	61.6	61.8	61.9	61.8	61.7	62.7	56.3
Top Speed [km/h]	61.8	62.8	62.9	63.9	62.2	63.3	63.8	60.6
Avg. Dist. to Rail [m]	6.0	2.1	1.3	0.9	2.5	5.4	7.5	9.8
Avg. Stride Freq. [Hz]	2.2	2.3	2.3	2.3	2.3	2.3	2.4	2.2
Avg. Stride Length [m]	6.2	7.4	7.4	7.5	7.5	7.3	7.4	7.0



Report Created: Wed 21 February 2024 14:51:34 GMT+11 (Note: Timing is based on positional data)

- [ ] Ranking at each section and finish
- :-:- No data available at this section
- NA No data available



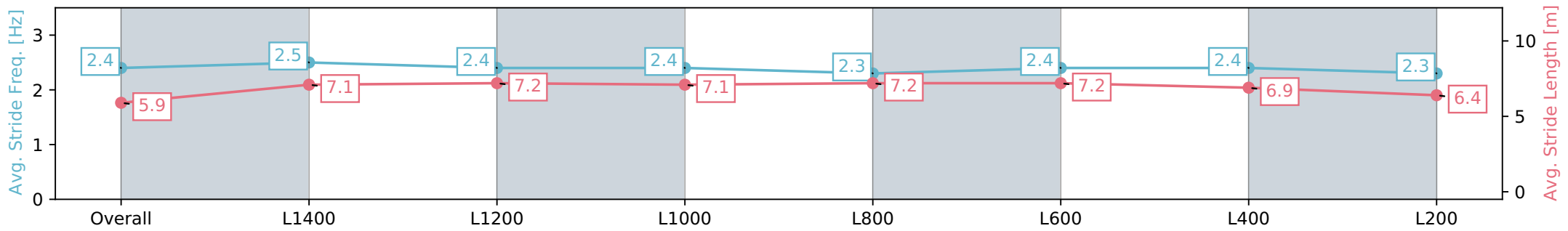
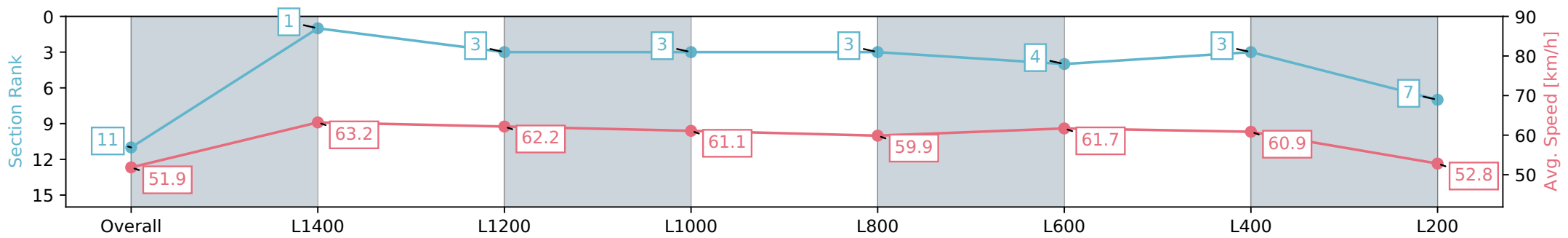
Horse/Jockey Name	VEGAS LIGHTS
Finish Rank	11
Fastest Section Time (Section)	0:11.41 (L1400)
Top Speed [km/h] (Section)	66.0 (Overall)
Race State	Finished



Pukekohe Park NZ - Professional  
 Race 4: ELLERSLIE EVENTS 1600 - 1600m  
 21 February 2024 - 4:31PM  
 Track Rating: Good 4, Weather: Fine, Rail Position: True



Section	Overall	L1400	L1200	L1000	L800	L600	L400	L200
Section Times	1:38.37 [11] (0:13.88)	1:24.49 [1] (0:11.41)	1:13.08 [3] (0:11.57)	1:01.50 [3] (0:11.92)	0:49.58 [3] (0:12.24)	0:37.34 [4] (0:11.86)	0:25.48 [3] (0:11.84)	0:13.64 [7] (0:13.64)
Average Speed [km/h]	51.9	63.2	62.2	61.1	59.9	61.7	60.9	52.8
Top Speed [km/h]	66.0	64.4	62.9	63.5	60.8	64.2	64.2	58.6
Avg. Dist. to Rail [m]	4.4	0.8	2.0	1.9	3.1	5.3	10.6	12.2
Avg. Stride Freq. [Hz]	2.4	2.5	2.4	2.4	2.3	2.4	2.4	2.3
Avg. Stride Length [m]	5.9	7.1	7.2	7.1	7.2	7.2	6.9	6.4



Report Created: Wed 21 February 2024 14:51:37 GMT+11 (Note: Timing is based on positional data)

- [ ] Ranking at each section and finish
- :-:- No data available at this section
- NA No data available

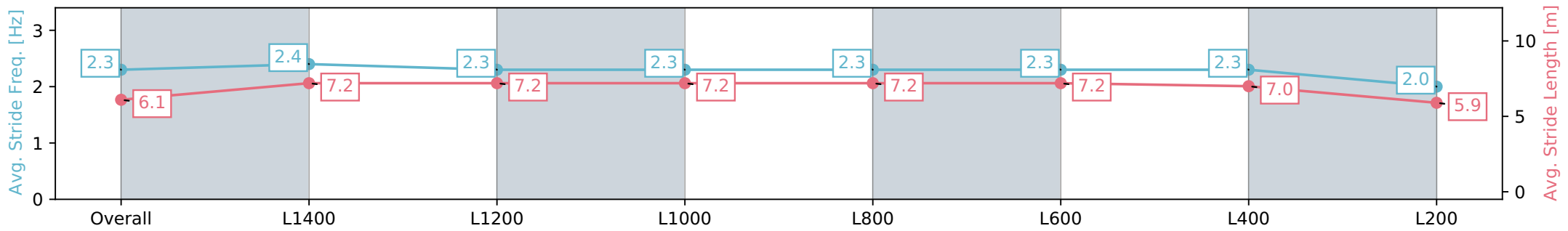
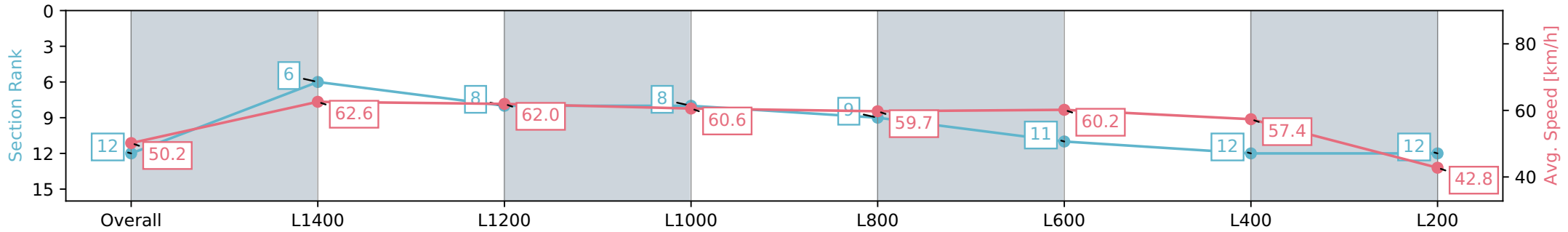
Horse/Jockey Name	SADHBH
Finish Rank	12
Fastest Section Time (Section)	0:11.49 (L1400)
Top Speed [km/h] (Section)	65.3 (L1200)
Race State	Finished



Pukekohe Park NZ - Professional  
 Race 4: ELLERSLIE EVENTS 1600 - 1600m  
 21 February 2024 - 4:31PM  
 Track Rating: Good 4, Weather: Fine, Rail Position: True



Section	Overall	L1400	L1200	L1000	L800	L600	L400	L200
Section Times	1:43.18 [12] (0:14.40)	1:28.78 [6] (0:11.49)	1:17.29 [8] (0:11.61)	1:05.68 [8] (0:11.99)	0:53.69 [9] (0:12.26)	0:41.43 [11] (0:12.02)	0:29.41 [12] (0:12.57)	0:16.83 [12] (0:16.83)
Average Speed [km/h]	50.2	62.6	62.0	60.6	59.7	60.2	57.4	42.8
Top Speed [km/h]	63.1	63.6	65.3	62.3	60.7	62.6	62.8	49.3
Avg. Dist. to Rail [m]	8.6	1.4	2.0	1.7	2.4	2.6	4.6	4.3
Avg. Stride Freq. [Hz]	2.3	2.4	2.3	2.3	2.3	2.3	2.3	2.0
Avg. Stride Length [m]	6.1	7.2	7.2	7.2	7.2	7.2	7.0	5.9



- [ ] Ranking at each section and finish
- :-:- No data available at this section
- NA No data available



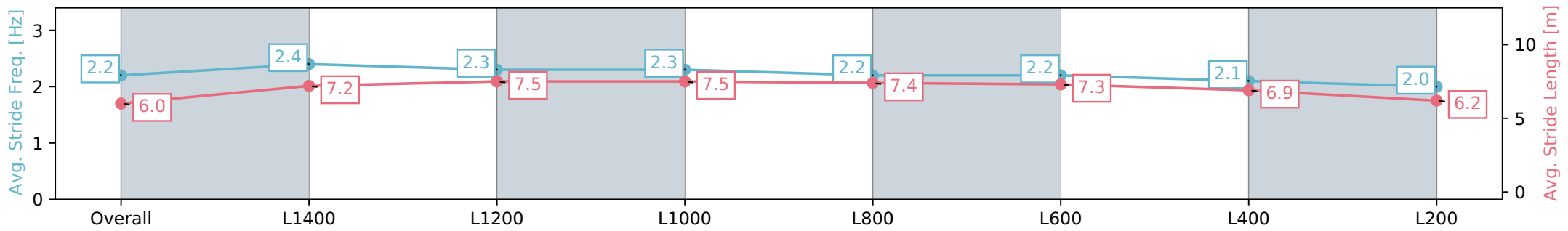
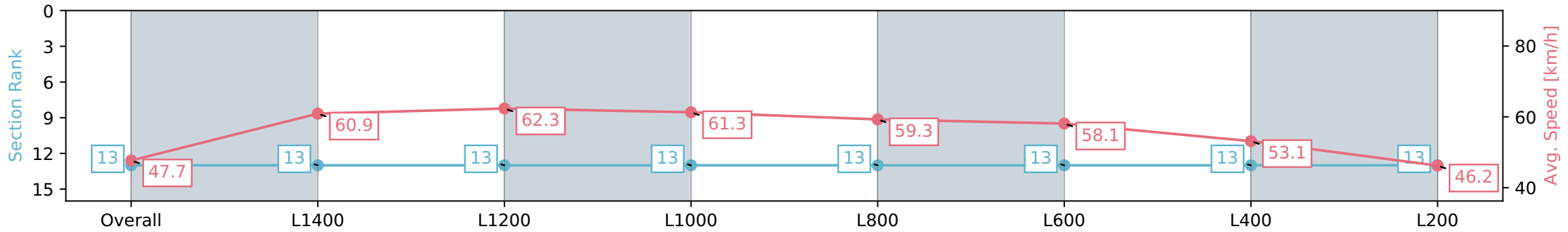
Horse/Jockey Name	LET IT RIDE
Finish Rank	13
Fastest Section Time (Section)	0:11.57 (L1200)
Top Speed [km/h] (Section)	63.0 (L1200)
Race State	Finished



Pukekohe Park NZ - Professional  
 Race 4: ELLERSLIE EVENTS 1600 - 1600m  
 21 February 2024 - 4:31PM  
 Track Rating: Good 4, Weather: Fine, Rail Position: True



Section	Overall	L1400	L1200	L1000	L800	L600	L400	L200
Section Times	1:43.91 [13] (0:15.10)	1:28.81 [13] (0:11.81)	1:17.00 [13] (0:11.57)	1:05.42 [13] (0:11.65)	0:53.77 [13] (0:12.13)	0:41.64 [13] (0:12.51)	0:29.13 [13] (0:13.55)	0:15.58 [13] (0:15.57)
Average Speed [km/h]	47.7	60.9	62.3	61.3	59.3	58.1	53.1	46.2
Top Speed [km/h]	59.0	62.6	63.0	63.0	60.3	59.2	56.9	48.9
Avg. Dist. to Rail [m]	0.8	0.5	0.8	1.3	0.6	2.8	3.8	3.7
Avg. Stride Freq. [Hz]	2.2	2.4	2.3	2.3	2.2	2.2	2.1	2.0
Avg. Stride Length [m]	6.0	7.2	7.5	7.5	7.4	7.3	6.9	6.2



- [ ] Ranking at each section and finish
- :-:- No data available at this section
- NA No data available