

Track Rating: Good 4, Weather: Overcast, Rail Position: True

Section								Overall	L1400	L1200	L1000	L800	L600		
Field Times								1:36.77 (0:14.32)	1:22.45 (0:11.28)	1:11.17 (0:11.66)	0:59.51 (0:11.73)	0:47.78 (0:11.98)	0:35.79 (0:11.54)		
Position	#	Horse/Jockey	Barrier	Top Speed [km/h]	Fastest Section	First 400m								Distance Travelled From Winner [m]	
1	5	<b>HE'S CLASSIC</b> Warren Kennedy	11	65.8 400-200	0:11.20 400-200	0:26.93	1:36.77 (0:15.26)	1:21.51 [14] (0:11.67)	1:09.84 [14] (0:11.60)	0:58.24 [13] (0:11.74)	0:46.50 [11] (0:11.72)	0:34.78 [9] (0:11.31)			
2	6	<b>HE'S PLATINUM</b> Sam Spratt	5	64.8 600-400	0:11.28 1400-1200	0:25.60	1:36.94 (0:14.32)	1:22.62 [1] (0:11.28)	1:11.34 [1] (0:11.66)	0:59.68 [1] (0:11.73)	0:47.95 [1] (0:11.98)	0:35.97 [2] (0:11.54)		-3	
3	1	<b>LOOSE CHANGE</b> Jasmine Fawcett	6	66.2 600-400	0:11.41 600-400	0:25.91	1:36.98 (0:14.32)	1:22.66 [2] (0:11.59)	1:11.07 [3] (0:11.60)	0:59.47 [3] (0:11.74)	0:47.73 [3] (0:12.06)	0:35.67 [4] (0:11.41)		+4	
4	7	<b>SILPION</b> Kelly Myers	10	65.8 400-200	0:11.36 400-200	0:26.25	1:37.00 (0:14.70)	1:22.30 [5] (0:11.55)	1:10.75 [6] (0:11.57)	0:59.17 [6] (0:11.85)	0:47.32 [6] (0:11.91)	0:35.41 [6] (0:11.50)		+2	
5	2	<b>RADRADRA</b> Craig Grylls	8	64.6 1600-1400	0:11.39 1400-1200	0:25.80	1:37.05 (0:14.41)	1:22.64 [3] (0:11.39)	1:11.25 [2] (0:11.65)	0:59.60 [2] (0:11.64)	0:47.96 [2] (0:11.88)	0:36.08 [1] (0:11.61)		-4	
6	9	<b>BAMBOOZLE</b> Vincent Colgan	4	64.8 600-400	0:11.43 1200-1000	0:26.24	1:37.24 (0:14.74)	1:22.50 [7] (0:11.50)	1:11.00 [5] (0:11.43)	0:59.57 [5] (0:11.62)	0:47.95 [4] (0:11.98)	0:35.97 [3] (0:11.50)		-5	
7	10	<b>POSITIVE POWER</b> Christopher Dell	3	65.4 400-200	0:11.40 600-400	0:26.87	1:37.45 (0:15.05)	1:22.40 [12] (0:11.82)	1:10.58 [13] (0:11.67)	0:58.91 [14] (0:11.73)	0:47.18 [10] (0:11.85)	0:35.33 [11] (0:11.40)		-1	
8	3	<b>RISING TIDE</b> Michael McNab	7	66.1 600-400	0:11.44 600-400	0:26.33	1:37.52 (0:14.80)	1:22.72 [8] (0:11.53)	1:11.19 [7] (0:11.78)	0:59.41 [8] (0:12.10)	0:47.31 [9] (0:11.88)	0:35.43 [10] (0:11.44)		+4	
9	14	<b>BE MINE TONIGHT</b> Per-Anders Graberg	13	63.9 1400-1200	0:11.50 1400-1200	0:25.95	1:37.95 (0:14.45)	1:23.50 [4] (0:11.50)	1:12.00 [4] (0:11.62)	1:00.38 [4] (0:11.74)	0:48.64 [5] (0:12.11)	0:36.53 [5] (0:11.90)		+3	
10	13	<b>SHEEZE A BREEZE</b> Sarah Fisher	2	64.3 600-400	0:11.55 1200-1000	0:26.54	1:38.28 (0:14.85)	1:23.43 [10] (0:11.69)	1:11.74 [10] (0:11.55)	1:00.19 [7] (0:11.86)	0:48.33 [7] (0:11.91)	0:36.42 [8] (0:11.66)		+6	

Track Rating: Good 4, Weather: Overcast, Rail Position: True

Section													Overall		L1400	L1200	L1000	L800	L600		
Field Times													1:36.77	1:22.45	1:11.17	0:59.51	0:47.78	0:35.79			
													(0:14.32)	(0:11.28)	(0:11.66)	(0:11.73)	(0:11.98)	(0:11.54)			
Position	#	Horse/Jockey	Barrier	Top Speed [km/h]	Fastest Section	First 400m												Distance Travelled From Winner [m]			
11	16	<b>CHARLISE</b>	1	63.0	0:11.60	0:26.65	1:38.70	1:23.67 [11]	1:12.05 [11]	1:00.45 [10]	0:48.72 [8]	0:37.00 [7]						-6			
		Ace Lawson-Carroll		1400-1200	1200-1000		(0:15.03)	(0:11.62)	(0:11.60)	(0:11.73)	(0:11.72)	(0:11.62)									
12	8	<b>DEEP PURPLE</b>	9	65.3	0:11.59	0:26.54	1:39.04	1:24.24 [9]	1:12.50 [9]	1:00.78 [11]	0:48.65 [13]	0:36.63 [13]						+8			
		Ngakau Hailey		400-200	400-200		(0:14.80)	(0:11.74)	(0:11.72)	(0:12.13)	(0:12.02)	(0:11.60)									
13	4	<b>BETTER TIMES</b>	12	62.9	0:11.66	0:26.74	1:39.14	1:24.06 [13]	1:12.40 [12]	1:00.63 [12]	0:48.39 [14]	0:36.26 [14]						+2			
		Lynsey Satherley		1400-1200	1400-1200		(0:15.08)	(0:11.66)	(0:11.77)	(0:12.24)	(0:12.13)	(0:11.82)									
14	15	<b>BUSTLE</b>	14	63.3	0:11.63	0:26.34	1:39.26	1:24.55 [6]	1:12.92 [8]	1:01.12 [9]	0:48.97 [12]	0:36.97 [12]						+8			
		Courtney Barnes		600-400	1400-1200		(0:14.71)	(0:11.63)	(0:11.80)	(0:12.15)	(0:12.00)	(0:11.93)									

Track Rating: Good 4, Weather: Overcast, Rail Position: True

Section						L400		L200					
Field Times						0:24.25		0:12.49					
						(0:11.76)		(0:12.49)					
Position	#	Horse/Jockey	Barrier	Top Speed [km/h]	Fastest Section	First 400m			Margin				Distance Travelled From Winner [m]
1	5	<b>HE'S CLASSIC</b>	11	65.8	0:11.20	0:26.93	0:23.47 [6]	0:12.27 [6]	1:36.77				
		Warren Kennedy		400-200	400-200		(0:11.20)	(0:12.27)					
2	6	<b>HE'S PLATINUM</b>	5	64.8	0:11.28	0:25.60	0:24.43 [1]	0:12.66 [2]	1.1L				-3
		Sam Spratt		600-400	1400-1200		(0:11.77)	(0:12.66)					
3	1	<b>LOOSE CHANGE</b>	6	66.2	0:11.41	0:25.91	0:24.26 [3]	0:12.70 [3]	1.5L				+4
		Jasmine Fawcett		600-400	600-400		(0:11.56)	(0:12.70)					
4	7	<b>SILPION</b>	10	65.8	0:11.36	0:26.25	0:23.91 [5]	0:12.55 [4]	1.6L				+2
		Kelly Myers		400-200	400-200		(0:11.36)	(0:12.55)					
5	2	<b>RADRADRA</b>	8	64.6	0:11.39	0:25.80	0:24.47 [2]	0:12.77 [1]	1.9L				-4
		Craig Grylls		1600-1400	1400-1200		(0:11.70)	(0:12.77)					
6	9	<b>BAMBOOZLE</b>	4	64.8	0:11.43	0:26.24	0:24.47 [4]	0:12.78 [5]	3.1L				-5
		Vincent Colgan		600-400	1200-1000		(0:11.69)	(0:12.78)					
7	10	<b>POSITIVE POWER</b>	3	65.4	0:11.40	0:26.87	0:23.93 [10]	0:12.49 [7]	4.6L				-1
		Christopher Dell		400-200	600-400		(0:11.44)	(0:12.49)					
8	3	<b>RISING TIDE</b>	7	66.1	0:11.44	0:26.33	0:23.99 [11]	0:12.52 [8]	5.0L				+4
		Michael McNab		600-400	600-400		(0:11.47)	(0:12.52)					
9	14	<b>BE MINE TONIGHT</b>	13	63.9	0:11.50	0:25.95	0:24.63 [8]	0:12.83 [9]	7.9L				+3
		Per-Anders Graberg		1400-1200	1400-1200		(0:11.80)	(0:12.83)					
10	13	<b>SHEEZE A BREEZE</b>	2	64.3	0:11.55	0:26.54	0:24.76 [9]	0:13.02 [11]	10.1L				+6
		Sarah Fisher		600-400	1200-1000		(0:11.74)	(0:13.02)					

Track Rating: Good 4, Weather: Overcast, Rail Position: True

Section				L400	L200								
Field Times				0:24.25 (0:11.76)	0:12.49 (0:12.49)								
Position	#	Horse/Jockey	Barrier	Top Speed [km/h]	Fastest Section	First 400m			Margin				Distance Travelled From Winner [m]
11	16	<b>CHARLISE</b>	1	63.0	0:11.60	0:26.65	0:25.38 [7]	0:13.52 [10]	12.9L				-6
		Ace Lawson-Carroll		1400-1200	1200-1000		(0:11.86)	(0:13.52)					
12	8	<b>DEEP PURPLE</b>	9	65.3	0:11.59	0:26.54	0:25.03 [12]	0:13.44 [12]	15.1L				+8
		Ngakau Hailey		400-200	400-200		(0:11.59)	(0:13.44)					
13	4	<b>BETTER TIMES</b>	12	62.9	0:11.66	0:26.74	0:24.44 [14]	0:12.74 [14]	15.8L				+2
		Lynsey Satherley		1400-1200	1400-1200		(0:11.70)	(0:12.74)					
14	15	<b>BUSTLE</b>	14	63.3	0:11.63	0:26.34	0:25.04 [13]	0:13.22 [13]	16.7L				+8
		Courtney Barnes		600-400	1400-1200		(0:11.82)	(0:13.22)					

[ ] Position in running at each section and finish # Saddle cloth number  
 -:-:- No data available at this section ■ Background shading for fastest section  
 NA No data available

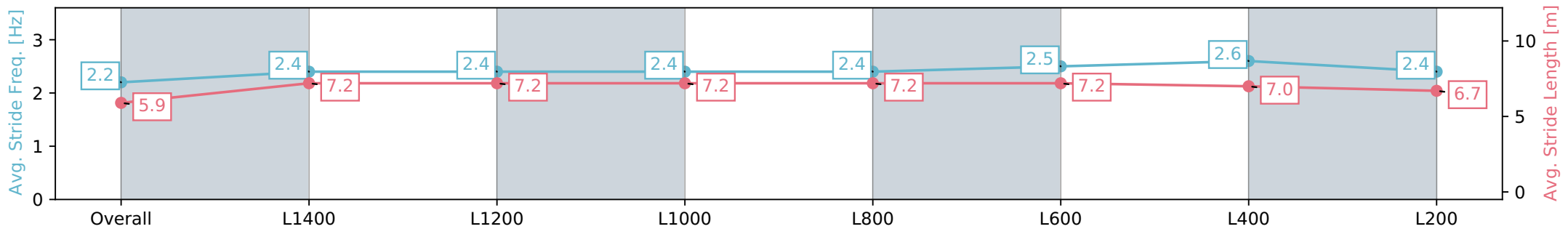
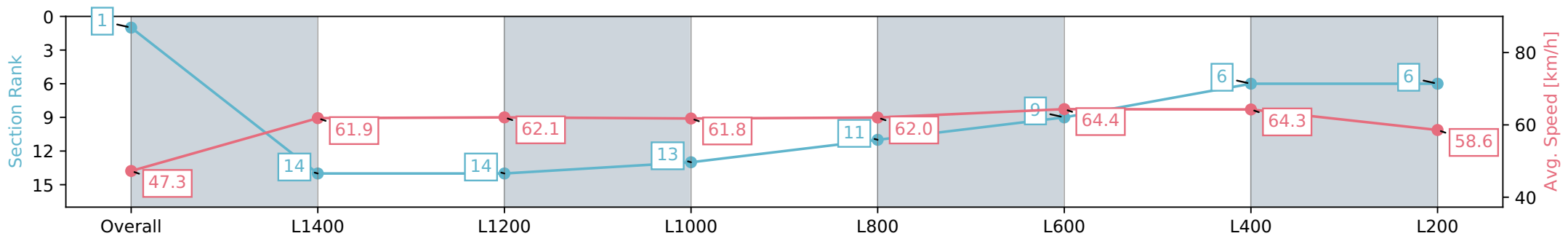
Horse/Jockey Name	HE'S CLASSIC
Finish Rank	1
Fastest Section Time (Section)	0:11.20 (L400)
Top Speed [km/h] (Section)	65.8 (L400)
Race State	Finished



Pukekohe Park NZ - Professional  
 Race 3: BARFOOT & THOMPSON 1600 - 1600m  
 21 February 2024 - 3:56PM  
 Track Rating: Good 4, Weather: Overcast, Rail Position: True



Section	Overall	L1400	L1200	L1000	L800	L600	L400	L200
Section Times	1:36.77 [1] (0:15.26)	1:21.51 [14] (0:11.67)	1:09.84 [14] (0:11.60)	0:58.24 [13] (0:11.74)	0:46.50 [11] (0:11.72)	0:34.78 [9] (0:11.31)	0:23.47 [6] (0:11.20)	0:12.27 [6] (0:12.27)
Average Speed [km/h]	47.3	61.9	62.1	61.8	62.0	64.4	64.3	58.6
Top Speed [km/h]	61.4	63.0	63.2	62.9	63.4	65.8	65.8	61.4
Avg. Dist. to Rail [m]	7.4	0.7	0.6	1.1	1.9	3.9	6.2	7.6
Avg. Stride Freq. [Hz]	2.2	2.4	2.4	2.4	2.4	2.5	2.6	2.4
Avg. Stride Length [m]	5.9	7.2	7.2	7.2	7.2	7.2	7.0	6.7



Report Created: Wed 21 February 2024 14:22:14 GMT+11 (Note: Timing is based on positional data)

- [ ] Ranking at each section and finish
- :-:- No data available at this section
- NA No data available

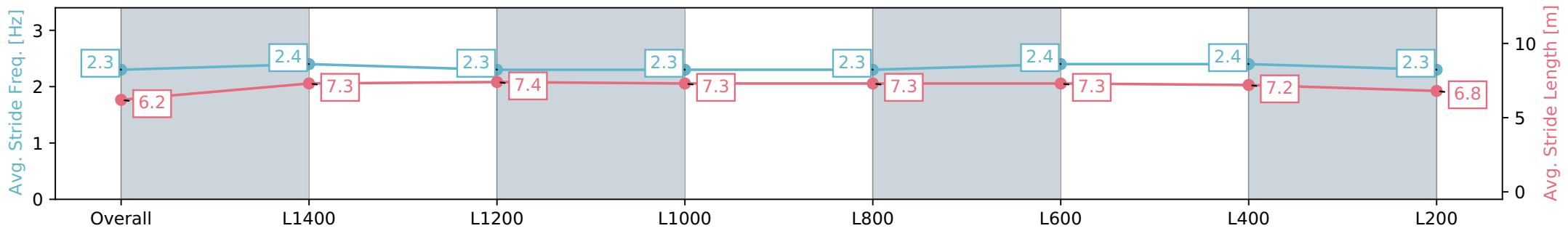
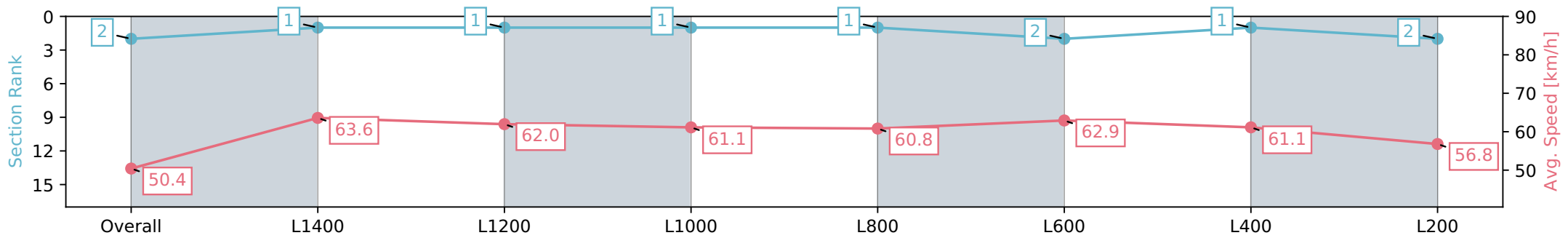
Horse/Jockey Name	HE'S PLATINUM
Finish Rank	2
Fastest Section Time (Section)	0:11.28 (L1400)
Top Speed [km/h] (Section)	64.8 (L600)
Race State	Finished



Pukekohe Park NZ - Professional  
 Race 3: BARFOOT & THOMPSON 1600 - 1600m  
 21 February 2024 - 3:56PM  
 Track Rating: Good 4, Weather: Overcast, Rail Position: True



Section	Overall	L1400	L1200	L1000	L800	L600	L400	L200
Section Times	1:36.94 [2] (0:14.32)	1:22.62 [1] (0:11.28)	1:11.34 [1] (0:11.66)	0:59.68 [1] (0:11.73)	0:47.95 [1] (0:11.98)	0:35.97 [2] (0:11.54)	0:24.43 [1] (0:11.77)	0:12.66 [2] (0:12.66)
Average Speed [km/h]	50.4	63.6	62.0	61.1	60.8	62.9	61.1	56.8
Top Speed [km/h]	64.5	64.8	63.1	62.4	61.7	64.8	64.3	59.0
Avg. Dist. to Rail [m]	3.0	0.3	0.2	0.5	1.8	1.6	0.7	0.2
Avg. Stride Freq. [Hz]	2.3	2.4	2.3	2.3	2.3	2.4	2.4	2.3
Avg. Stride Length [m]	6.2	7.3	7.4	7.3	7.3	7.3	7.2	6.8



- [ ] Ranking at each section and finish
- :-:- No data available at this section
- NA No data available

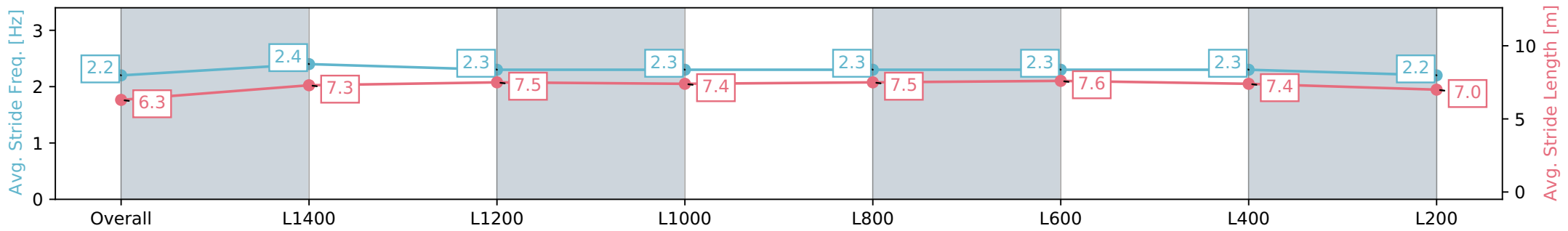
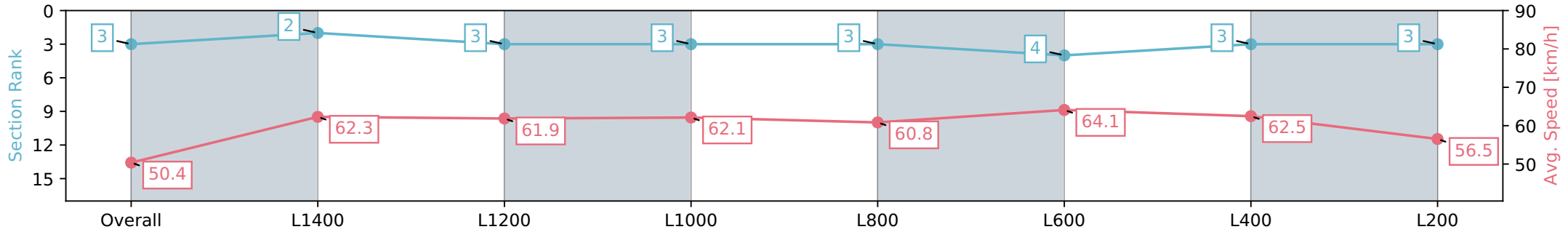
Horse/Jockey Name	LOOSE CHANGE
Finish Rank	3
Fastest Section Time (Section)	0:11.41 (L600)
Top Speed [km/h] (Section)	66.2 (L600)
Race State	Finished



Pukekohe Park NZ - Professional  
 Race 3: BARFOOT & THOMPSON 1600 - 1600m  
 21 February 2024 - 3:56PM  
 Track Rating: Good 4, Weather: Overcast, Rail Position: True



Section	Overall	L1400	L1200	L1000	L800	L600	L400	L200
Section Times	1:36.98 [3] (0:14.32)	1:22.66 [2] (0:11.59)	1:11.07 [3] (0:11.60)	0:59.47 [3] (0:11.74)	0:47.73 [3] (0:12.06)	0:35.67 [4] (0:11.41)	0:24.26 [3] (0:11.56)	0:12.70 [3] (0:12.70)
Average Speed [km/h]	50.4	62.3	61.9	62.1	60.8	64.1	62.5	56.5
Top Speed [km/h]	63.0	63.1	63.6	62.4	62.6	66.2	64.8	58.6
Avg. Dist. to Rail [m]	4.4	1.2	0.9	1.8	3.6	3.9	3.9	4.0
Avg. Stride Freq. [Hz]	2.2	2.4	2.3	2.3	2.3	2.3	2.3	2.2
Avg. Stride Length [m]	6.3	7.3	7.5	7.4	7.5	7.6	7.4	7.0



- [ ] Ranking at each section and finish
- :-:- No data available at this section
- NA No data available

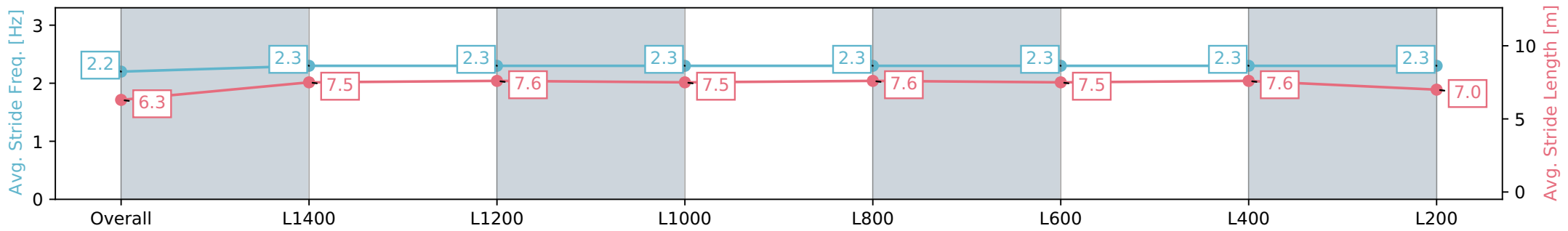
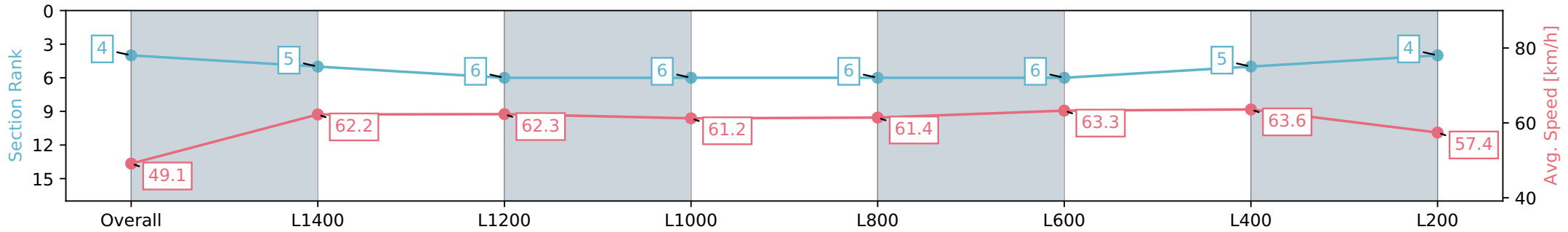
Horse/Jockey Name	SILPION
Finish Rank	4
Fastest Section Time (Section)	0:11.36 (L400)
Top Speed [km/h] (Section)	65.8 (L400)
Race State	Finished



Pukekohe Park NZ - Professional  
 Race 3: BARFOOT & THOMPSON 1600 - 1600m  
 21 February 2024 - 3:56PM  
 Track Rating: Good 4, Weather: Overcast, Rail Position: True



Section	Overall	L1400	L1200	L1000	L800	L600	L400	L200
Section Times	1:37.00 [4] (0:14.70)	1:22.30 [5] (0:11.55)	1:10.75 [6] (0:11.57)	0:59.17 [6] (0:11.85)	0:47.32 [6] (0:11.91)	0:35.41 [6] (0:11.50)	0:23.91 [5] (0:11.36)	0:12.55 [4] (0:12.55)
Average Speed [km/h]	49.1	62.2	62.3	61.2	61.4	63.3	63.6	57.4
Top Speed [km/h]	64.3	63.9	64.7	62.3	62.4	65.6	65.8	59.8
Avg. Dist. to Rail [m]	7.0	2.4	2.3	1.6	2.7	3.0	4.5	4.8
Avg. Stride Freq. [Hz]	2.2	2.3	2.3	2.3	2.3	2.3	2.3	2.3
Avg. Stride Length [m]	6.3	7.5	7.6	7.5	7.6	7.5	7.6	7.0



- [ ] Ranking at each section and finish
- :-:- No data available at this section
- NA No data available



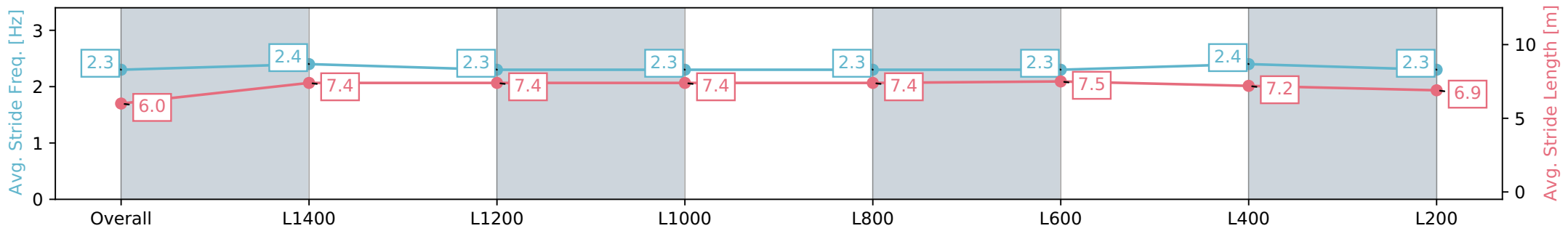
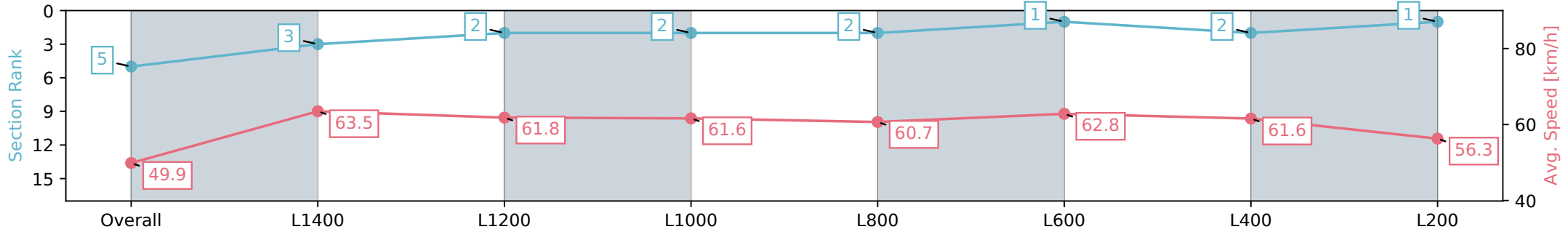
Horse/Jockey Name	RADRADRA
Finish Rank	5
Fastest Section Time (Section)	0:11.39 (L1400)
Top Speed [km/h] (Section)	64.6 (Overall)
Race State	Finished



Pukekohe Park NZ - Professional  
 Race 3: BARFOOT & THOMPSON 1600 - 1600m  
 21 February 2024 - 3:56PM  
 Track Rating: Good 4, Weather: Overcast, Rail Position: True



Section	Overall	L1400	L1200	L1000	L800	L600	L400	L200
Section Times	1:37.05 [5] (0:14.41)	1:22.64 [3] (0:11.39)	1:11.25 [2] (0:11.65)	0:59.60 [2] (0:11.64)	0:47.96 [2] (0:11.88)	0:36.08 [1] (0:11.61)	0:24.47 [2] (0:11.70)	0:12.77 [1] (0:12.77)
Average Speed [km/h]	49.9	63.5	61.8	61.6	60.7	62.8	61.6	56.3
Top Speed [km/h]	64.6	64.4	63.0	62.1	61.7	63.5	63.7	58.7
Avg. Dist. to Rail [m]	4.3	0.4	0.1	0.6	0.8	2.6	2.7	2.4
Avg. Stride Freq. [Hz]	2.3	2.4	2.3	2.3	2.3	2.3	2.4	2.3
Avg. Stride Length [m]	6.0	7.4	7.4	7.4	7.4	7.5	7.2	6.9



- [ ] Ranking at each section and finish
- :-:- No data available at this section
- NA No data available

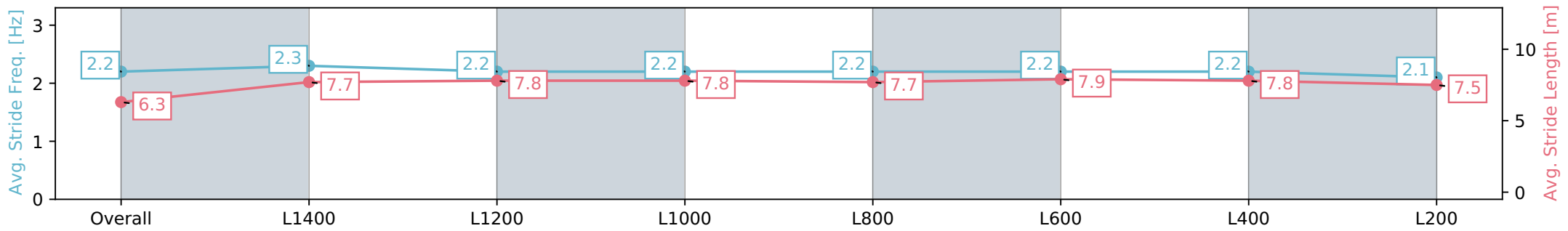
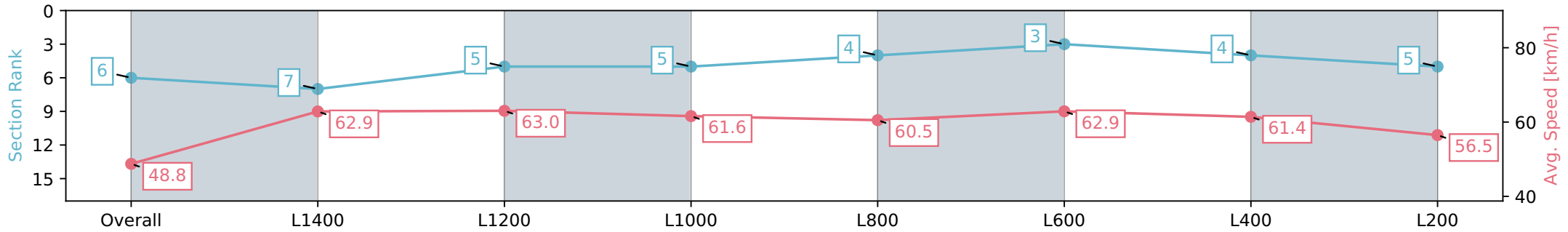
Horse/Jockey Name	BAMBOOZLE
Finish Rank	6
Fastest Section Time (Section)	0:11.43 (L1200)
Top Speed [km/h] (Section)	64.8 (L600)
Race State	Finished



Pukekohe Park NZ - Professional  
 Race 3: BARFOOT & THOMPSON 1600 - 1600m  
 21 February 2024 - 3:56PM  
 Track Rating: Good 4, Weather: Overcast, Rail Position: True



Section	Overall	L1400	L1200	L1000	L800	L600	L400	L200
Section Times	1:37.24 [6] (0:14.74)	1:22.50 [7] (0:11.50)	1:11.00 [5] (0:11.43)	0:59.57 [5] (0:11.62)	0:47.95 [4] (0:11.98)	0:35.97 [3] (0:11.50)	0:24.47 [4] (0:11.69)	0:12.78 [5] (0:12.78)
Average Speed [km/h]	48.8	62.9	63.0	61.6	60.5	62.9	61.4	56.5
Top Speed [km/h]	61.7	64.0	64.4	63.2	61.5	64.8	64.3	59.2
Avg. Dist. to Rail [m]	2.2	0.3	0.2	0.5	1.0	0.7	1.0	2.0
Avg. Stride Freq. [Hz]	2.2	2.3	2.2	2.2	2.2	2.2	2.2	2.1
Avg. Stride Length [m]	6.3	7.7	7.8	7.8	7.7	7.9	7.8	7.5



- [ ] Ranking at each section and finish
- :-:- No data available at this section
- NA No data available

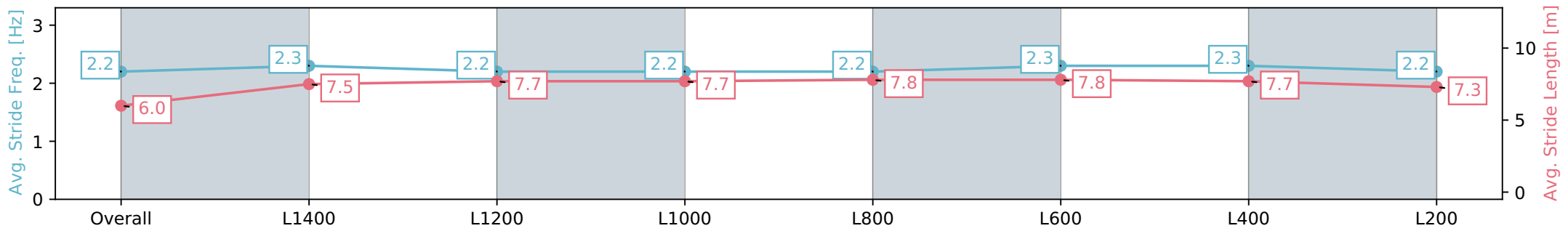
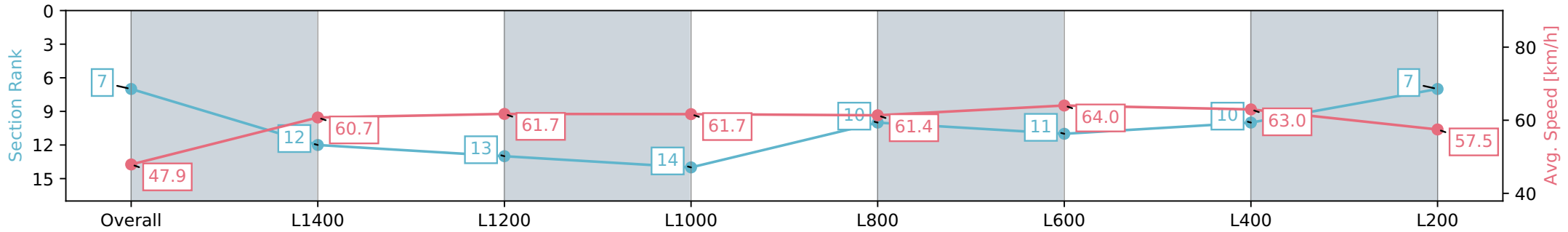
Horse/Jockey Name	POSITIVE POWER
Finish Rank	7
Fastest Section Time (Section)	0:11.40 (L600)
Top Speed [km/h] (Section)	65.4 (L400)
Race State	Finished



Pukekohe Park NZ - Professional  
 Race 3: BARFOOT & THOMPSON 1600 - 1600m  
 21 February 2024 - 3:56PM  
 Track Rating: Good 4, Weather: Overcast, Rail Position: True



Section	Overall	L1400	L1200	L1000	L800	L600	L400	L200
Section Times	1:37.45 [7] (0:15.05)	1:22.40 [12] (0:11.82)	1:10.58 [13] (0:11.67)	0:58.91 [14] (0:11.73)	0:47.18 [10] (0:11.85)	0:35.33 [11] (0:11.40)	0:23.93 [10] (0:11.44)	0:12.49 [7] (0:12.49)
Average Speed [km/h]	47.9	60.7	61.7	61.7	61.4	64.0	63.0	57.5
Top Speed [km/h]	61.1	61.5	62.8	62.2	62.8	65.3	65.4	60.8
Avg. Dist. to Rail [m]	1.2	0.2	0.1	0.9	2.0	2.9	4.3	4.7
Avg. Stride Freq. [Hz]	2.2	2.3	2.2	2.2	2.2	2.3	2.3	2.2
Avg. Stride Length [m]	6.0	7.5	7.7	7.7	7.8	7.8	7.7	7.3



- [ ] Ranking at each section and finish
- :-:- No data available at this section
- NA No data available

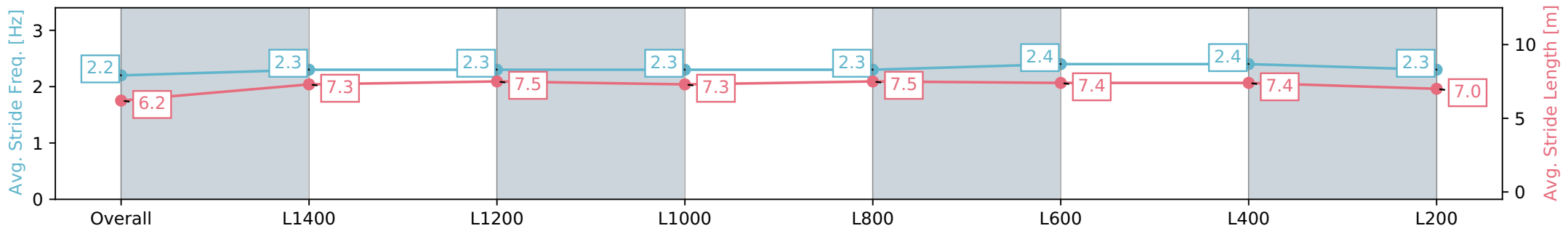
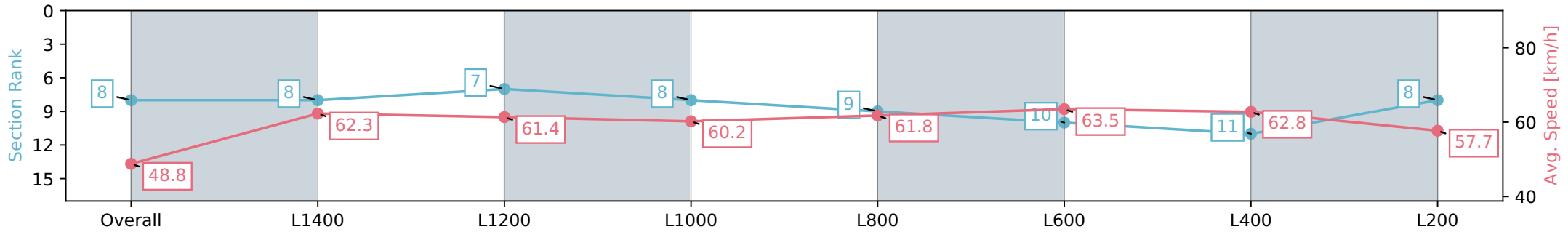
Horse/Jockey Name	RISING TIDE
Finish Rank	8
Fastest Section Time (Section)	0:11.44 (L600)
Top Speed [km/h] (Section)	66.1 (L600)
Race State	Finished



Pukekohe Park NZ - Professional  
 Race 3: BARFOOT & THOMPSON 1600 - 1600m  
 21 February 2024 - 3:56PM  
 Track Rating: Good 4, Weather: Overcast, Rail Position: True



Section	Overall	L1400	L1200	L1000	L800	L600	L400	L200
Section Times	1:37.52 [8] (0:14.80)	1:22.72 [8] (0:11.53)	1:11.19 [7] (0:11.78)	0:59.41 [8] (0:12.10)	0:47.31 [9] (0:11.88)	0:35.43 [10] (0:11.44)	0:23.99 [11] (0:11.47)	0:12.52 [8] (0:12.52)
Average Speed [km/h]	48.8	62.3	61.4	60.2	61.8	63.5	62.8	57.7
Top Speed [km/h]	62.5	63.5	62.0	61.5	62.3	66.1	65.3	60.7
Avg. Dist. to Rail [m]	3.4	0.2	0.7	2.6	2.7	3.7	6.1	6.2
Avg. Stride Freq. [Hz]	2.2	2.3	2.3	2.3	2.3	2.4	2.4	2.3
Avg. Stride Length [m]	6.2	7.3	7.5	7.3	7.5	7.4	7.4	7.0



- [ ] Ranking at each section and finish
- :-:- No data available at this section
- NA No data available

Horse/Jockey Name	BE MINE TONIGHT
Finish Rank	9
Fastest Section Time (Section)	0:11.50 (L1400)
Top Speed [km/h] (Section)	63.9 (L1400)
Race State	Finished



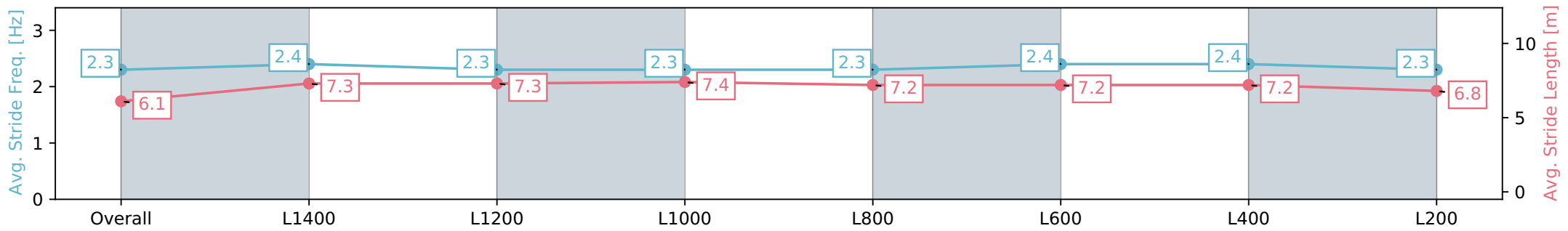
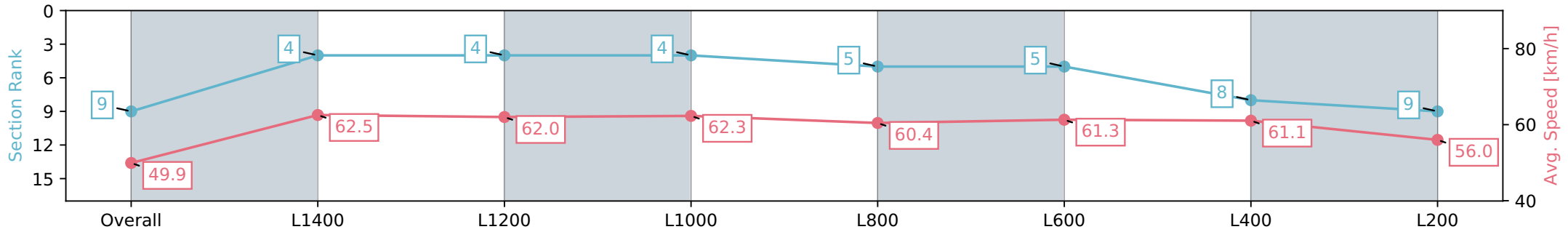
Pukekohe Park NZ - Professional  
 Race 3: BARFOOT & THOMPSON 1600 - 1600m



21 February 2024 - 3:56PM

Track Rating: Good 4, Weather: Overcast, Rail Position: True

Section	Overall	L1400	L1200	L1000	L800	L600	L400	L200
Section Times	1:37.95 [9] (0:14.45)	1:23.50 [4] (0:11.50)	1:12.00 [4] (0:11.62)	1:00.38 [4] (0:11.74)	0:48.64 [5] (0:12.11)	0:36.53 [5] (0:11.90)	0:24.63 [8] (0:11.80)	0:12.83 [9] (0:12.83)
Average Speed [km/h]	49.9	62.5	62.0	62.3	60.4	61.3	61.1	56.0
Top Speed [km/h]	63.8	63.9	63.1	63.7	61.9	63.0	62.9	59.0
Avg. Dist. to Rail [m]	9.2	2.7	2.2	2.6	3.4	2.9	4.1	3.6
Avg. Stride Freq. [Hz]	2.3	2.4	2.3	2.3	2.3	2.4	2.4	2.3
Avg. Stride Length [m]	6.1	7.3	7.3	7.4	7.2	7.2	7.2	6.8



- [ ] Ranking at each section and finish
- :-:- No data available at this section
- NA No data available

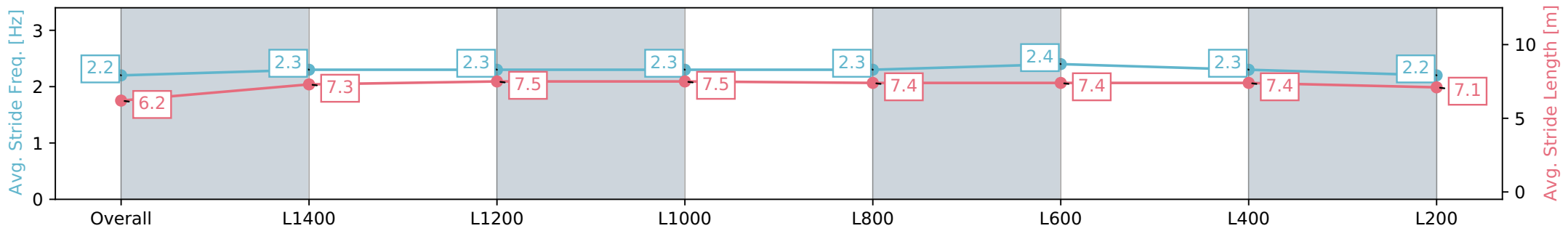
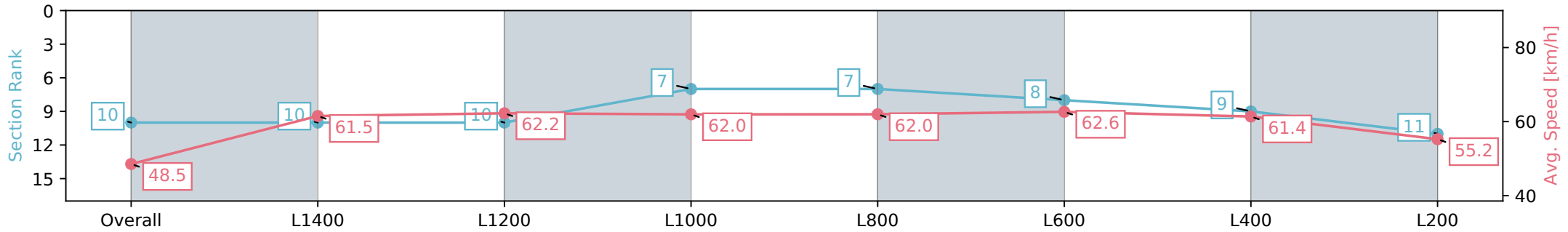
Horse/Jockey Name	SHEEZE A BREEZE
Finish Rank	10
Fastest Section Time (Section)	0:11.55 (L1200)
Top Speed [km/h] (Section)	64.3 (L600)
Race State	Finished



Pukekohe Park NZ - Professional  
 Race 3: BARFOOT & THOMPSON 1600 - 1600m  
 21 February 2024 - 3:56PM  
 Track Rating: Good 4, Weather: Overcast, Rail Position: True



Section	Overall	L1400	L1200	L1000	L800	L600	L400	L200
Section Times	1:38.28 [10] (0:14.85)	1:23.43 [10] (0:11.69)	1:11.74 [10] (0:11.55)	1:00.19 [7] (0:11.86)	0:48.33 [7] (0:11.91)	0:36.42 [8] (0:11.66)	0:24.76 [9] (0:11.74)	0:13.02 [11] (0:13.02)
Average Speed [km/h]	48.5	61.5	62.2	62.0	62.0	62.6	61.4	55.2
Top Speed [km/h]	62.1	62.7	63.2	62.7	62.9	64.3	63.6	57.2
Avg. Dist. to Rail [m]	1.9	1.8	1.8	3.2	4.1	4.6	6.6	6.9
Avg. Stride Freq. [Hz]	2.2	2.3	2.3	2.3	2.3	2.4	2.3	2.2
Avg. Stride Length [m]	6.2	7.3	7.5	7.5	7.4	7.4	7.4	7.1



Report Created: Wed 21 February 2024 14:22:43 GMT+11 (Note: Timing is based on positional data)

- [ ] Ranking at each section and finish
- :-:- No data available at this section
- NA No data available



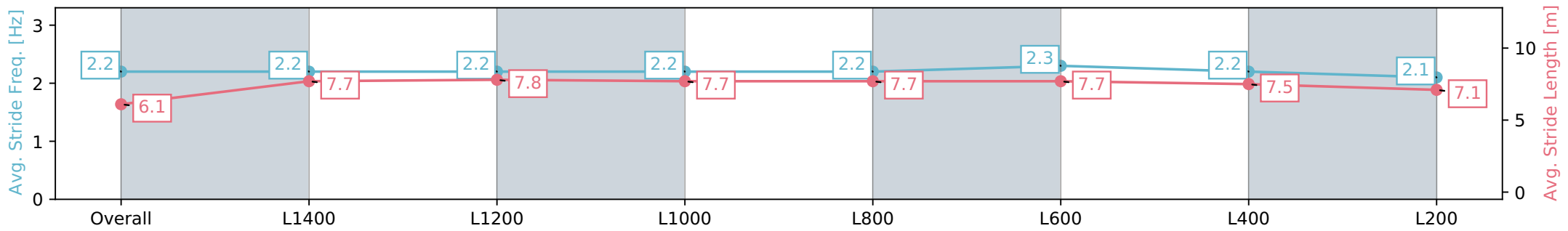
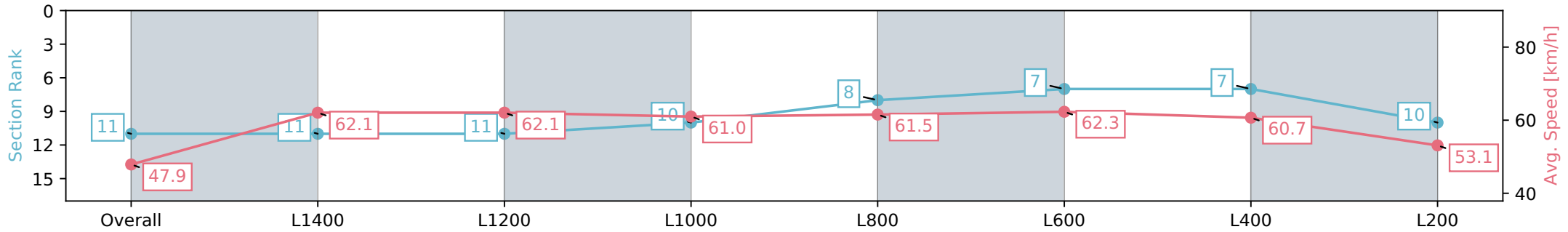
Horse/Jockey Name	CHARLISE
Finish Rank	11
Fastest Section Time (Section)	0:11.60 (L1200)
Top Speed [km/h] (Section)	63.0 (L1400)
Race State	Finished



Pukekohe Park NZ - Professional  
 Race 3: BARFOOT & THOMPSON 1600 - 1600m  
 21 February 2024 - 3:56PM  
 Track Rating: Good 4, Weather: Overcast, Rail Position: True



Section	Overall	L1400	L1200	L1000	L800	L600	L400	L200
Section Times	1:38.70 [11] (0:15.03)	1:23.67 [11] (0:11.62)	1:12.05 [11] (0:11.60)	1:00.45 [10] (0:11.73)	0:48.72 [8] (0:11.72)	0:37.00 [7] (0:11.62)	0:25.38 [7] (0:11.86)	0:13.52 [10] (0:13.52)
Average Speed [km/h]	47.9	62.1	62.1	61.0	61.5	62.3	60.7	53.1
Top Speed [km/h]	61.0	63.0	62.9	62.1	61.9	62.7	62.7	57.6
Avg. Dist. to Rail [m]	0.5	0.2	0.2	0.6	0.6	1.2	1.7	1.7
Avg. Stride Freq. [Hz]	2.2	2.2	2.2	2.2	2.2	2.3	2.2	2.1
Avg. Stride Length [m]	6.1	7.7	7.8	7.7	7.7	7.7	7.5	7.1



Report Created: Wed 21 February 2024 14:22:46 GMT+11 (Note: Timing is based on positional data)

- [ ] Ranking at each section and finish
- :-:- No data available at this section
- NA No data available

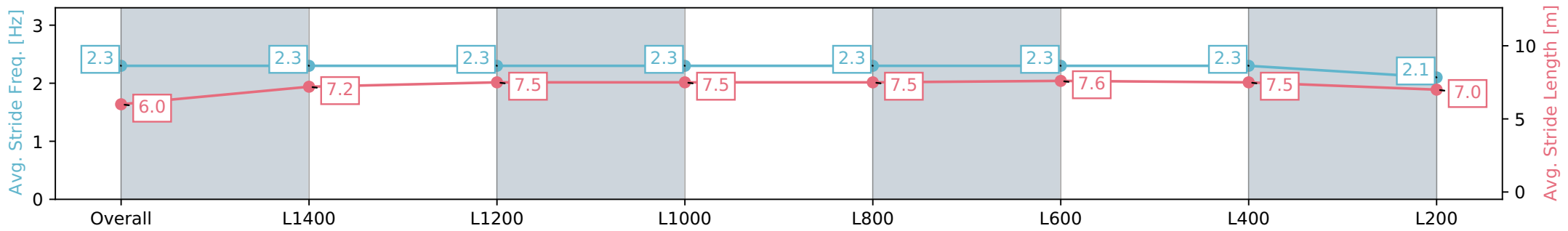
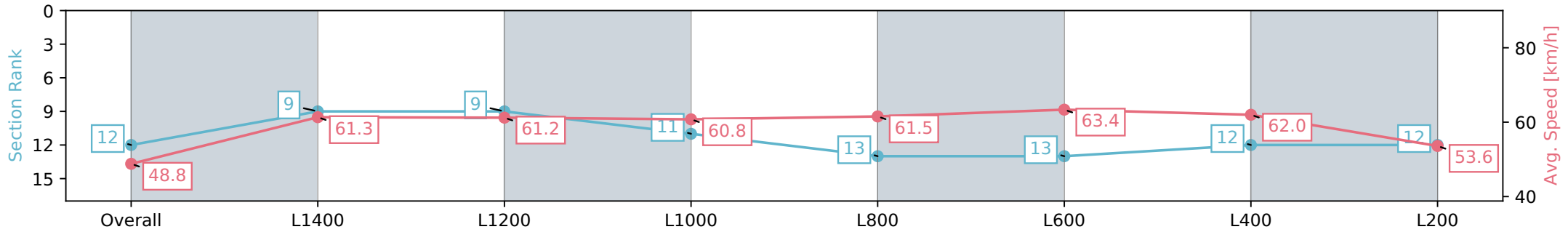
Horse/Jockey Name	DEEP PURPLE
Finish Rank	12
Fastest Section Time (Section)	0:11.59 (L400)
Top Speed [km/h] (Section)	65.3 (L400)
Race State	Finished



Pukekohe Park NZ - Professional  
 Race 3: BARFOOT & THOMPSON 1600 - 1600m  
 21 February 2024 - 3:56PM  
 Track Rating: Good 4, Weather: Overcast, Rail Position: True



Section	Overall	L1400	L1200	L1000	L800	L600	L400	L200
Section Times	1:39.04 [12] (0:14.80)	1:24.24 [9] (0:11.74)	1:12.50 [9] (0:11.72)	1:00.78 [11] (0:12.13)	0:48.65 [13] (0:12.02)	0:36.63 [13] (0:11.60)	0:25.03 [12] (0:11.59)	0:13.44 [12] (0:13.44)
Average Speed [km/h]	48.8	61.3	61.2	60.8	61.5	63.4	62.0	53.6
Top Speed [km/h]	63.6	63.5	63.7	62.1	63.4	64.4	65.3	58.4
Avg. Dist. to Rail [m]	5.9	1.8	2.7	4.0	4.5	4.6	5.0	4.5
Avg. Stride Freq. [Hz]	2.3	2.3	2.3	2.3	2.3	2.3	2.3	2.1
Avg. Stride Length [m]	6.0	7.2	7.5	7.5	7.5	7.6	7.5	7.0



Report Created: Wed 21 February 2024 14:22:50 GMT+11 (Note: Timing is based on positional data)

- [ ] Ranking at each section and finish
- :-:- No data available at this section
- NA No data available



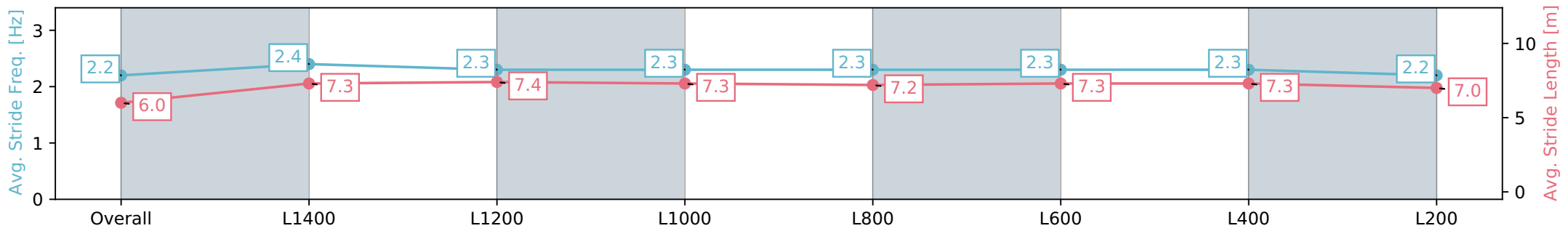
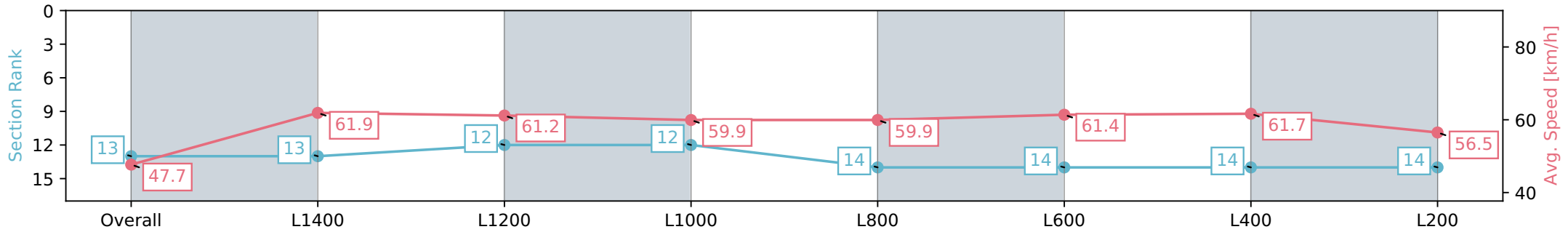
Horse/Jockey Name	BETTER TIMES
Finish Rank	13
Fastest Section Time (Section)	0:11.66 (L1400)
Top Speed [km/h] (Section)	62.9 (L1400)
Race State	Finished



Pukekohe Park NZ - Professional  
 Race 3: BARFOOT & THOMPSON 1600 - 1600m  
 21 February 2024 - 3:56PM  
 Track Rating: Good 4, Weather: Overcast, Rail Position: True



Section	Overall	L1400	L1200	L1000	L800	L600	L400	L200
Section Times	1:39.14 [13] (0:15.08)	1:24.06 [13] (0:11.66)	1:12.40 [12] (0:11.77)	1:00.63 [12] (0:12.24)	0:48.39 [14] (0:12.13)	0:36.26 [14] (0:11.82)	0:24.44 [14] (0:11.70)	0:12.74 [14] (0:12.74)
Average Speed [km/h]	47.7	61.9	61.2	59.9	59.9	61.4	61.7	56.5
Top Speed [km/h]	61.0	62.9	61.8	61.8	61.0	62.3	62.2	61.2
Avg. Dist. to Rail [m]	8.1	2.3	2.4	3.3	1.8	1.9	1.5	1.9
Avg. Stride Freq. [Hz]	2.2	2.4	2.3	2.3	2.3	2.3	2.3	2.2
Avg. Stride Length [m]	6.0	7.3	7.4	7.3	7.2	7.3	7.3	7.0



- [ ] Ranking at each section and finish
- :-:- No data available at this section
- NA No data available

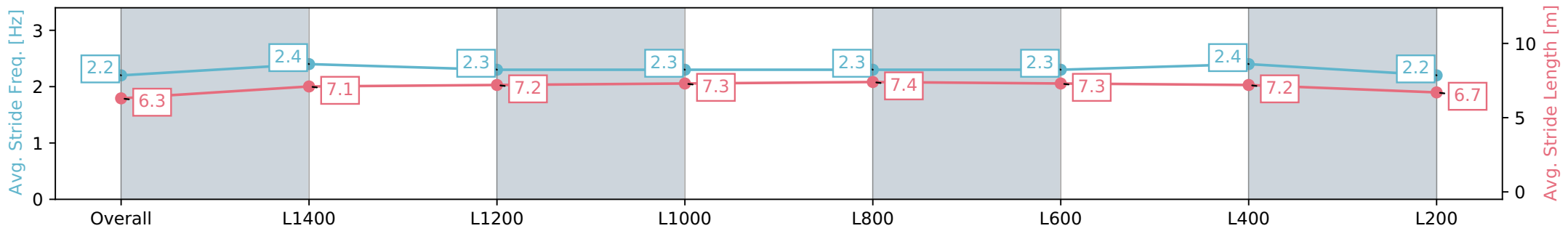
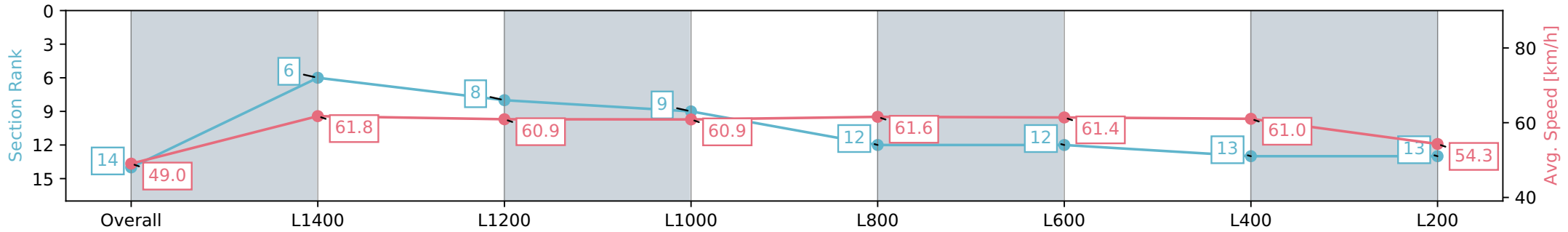
Horse/Jockey Name	BUSTLE
Finish Rank	14
Fastest Section Time (Section)	0:11.63 (L1400)
Top Speed [km/h] (Section)	63.3 (L600)
Race State	Finished



Pukekohe Park NZ - Professional  
 Race 3: BARFOOT & THOMPSON 1600 - 1600m  
 21 February 2024 - 3:56PM  
 Track Rating: Good 4, Weather: Overcast, Rail Position: True



Section	Overall	L1400	L1200	L1000	L800	L600	L400	L200
Section Times	1:39.26 [14] (0:14.71)	1:24.55 [6] (0:11.63)	1:12.92 [8] (0:11.80)	1:01.12 [9] (0:12.15)	0:48.97 [12] (0:12.00)	0:36.97 [12] (0:11.93)	0:25.04 [13] (0:11.82)	0:13.22 [13] (0:13.22)
Average Speed [km/h]	49.0	61.8	60.9	60.9	61.6	61.4	61.0	54.3
Top Speed [km/h]	63.1	63.1	61.9	61.3	62.9	63.3	62.9	58.6
Avg. Dist. to Rail [m]	10.9	3.6	3.2	3.9	4.6	5.7	7.4	6.8
Avg. Stride Freq. [Hz]	2.2	2.4	2.3	2.3	2.3	2.3	2.4	2.2
Avg. Stride Length [m]	6.3	7.1	7.2	7.3	7.4	7.3	7.2	6.7



- [ ] Ranking at each section and finish
- :-:- No data available at this section
- NA No data available