

Track Rating: Soft 5, Weather: Overcast, Rail Position: True

Section													Overall	L2000	L1800	L1600	L1400	L1200		
Field Times													2:10.28 (0:08.59)	2:01.69 (0:11.90)	1:49.78 (0:12.05)	1:37.73 (0:12.44)	1:25.30 (0:12.64)	1:12.66 (0:11.84)		
Position	#	Horse/Jockey	Barrier	Top Speed [km/h]	Fastest Section	First 400m											Distance Travelled From Winner [m]			
1	6	FIRST INNINGS Owen Bosson	8	65.5 200-0	0:08.89 2000-1800	0:27.44	2:10.28 (0:08.89)	2:01.39 [8] (0:12.21)	1:49.18 [8] (0:12.57)	1:36.60 [9] (0:12.64)	1:23.96 [9] (0:12.37)	1:11.59 [9] (0:12.02)								
2	10	PURE DELIGHT Lynsey Satherley	4	64.4 200-0	0:09.15 2000-1800	0:27.75	2:10.47 (0:09.15)	2:01.32 [12] (0:12.41)	1:48.91 [11] (0:12.51)	1:36.40 [10] (0:12.63)	1:23.77 [11] (0:12.34)	1:11.43 [11] (0:12.05)				+0				
3	14	SUAVETTA Warren Kennedy	10	66.1 200-0	0:09.05 2000-1800	0:27.71	2:10.55 (0:09.05)	2:01.50 [9] (0:12.34)	1:49.16 [10] (0:12.69)	1:36.47 [11] (0:12.46)	1:24.01 [10] (0:12.35)	1:11.66 [10] (0:12.02)				+7				
4	3	NORTHERN RAIDER Ulrika Holmquist	11	64.7 200-0	0:08.69 2000-1800	0:26.94	2:10.58 (0:08.69)	2:01.89 [4] (0:12.06)	1:49.83 [4] (0:12.32)	1:37.51 [5] (0:12.47)	1:25.04 [4] (0:12.24)	1:12.80 [3] (0:11.80)				+5				
5	9	THE STORYTELLER Craig Grylls	5	63.3 200-0	0:09.06 2000-1800	0:27.30	2:10.59 (0:09.06)	2:01.53 [10] (0:12.14)	1:49.39 [9] (0:12.28)	1:37.11 [6] (0:12.53)	1:24.58 [7] (0:12.37)	1:12.21 [6] (0:12.08)				-4				
6	1	ON THE RADAR Michael McNab	9	65.7 400-200	0:08.78 2000-1800	0:27.24	2:10.65 (0:08.78)	2:01.87 [6] (0:12.12)	1:49.75 [6] (0:12.60)	1:37.15 [7] (0:12.48)	1:24.67 [6] (0:12.45)	1:12.22 [7] (0:12.06)				+5				
7	8	PILE DRIVER Masahiro Hashizume	3	64.2 200-0	0:08.69 2000-1800	0:26.57	2:10.83 (0:08.69)	2:02.14 [3] (0:11.82)	1:50.32 [2] (0:12.21)	1:38.11 [2] (0:12.56)	1:25.54 [2] (0:12.47)	1:13.07 [2] (0:12.11)				+6				
8	11	HOLY ORANGE Per-Anders Graberg	13	65.3 200-0	0:08.82 2000-1800	0:27.32	2:10.92 (0:08.82)	2:02.10 [7] (0:12.19)	1:49.91 [7] (0:12.55)	1:37.36 [8] (0:12.53)	1:24.83 [8] (0:12.41)	1:12.42 [8] (0:12.06)				+8				
9	2	BEAU ONDAGO Ace Lawson-Carroll	7	63.5 200-0	0:08.59 2000-1800	0:26.91	2:11.14 (0:08.59)	2:02.55 [1] (0:12.05)	1:50.50 [3] (0:12.42)	1:38.08 [4] (0:12.56)	1:25.51 [5] (0:12.39)	1:13.12 [5] (0:12.11)				+6				
10	17	LITTLE MISS WONDER Samantha Spratt	14	64.4 200-0	0:09.12 2000-1800	0:28.19	2:11.32 (0:09.12)	2:02.20 [11] (0:12.67)	1:49.53 [13] (0:12.71)	1:36.82 [13] (0:12.40)	1:24.42 [12] (0:12.27)	1:12.15 [12] (0:12.07)				+12				

Track Rating: Soft 5, Weather: Overcast, Rail Position: True

Section								Overall	L2000	L1800	L1600	L1400	L1200		
Field Times								2:10.28 (0:08.59)	2:01.69 (0:11.90)	1:49.78 (0:12.05)	1:37.73 (0:12.44)	1:25.30 (0:12.64)	1:12.66 (0:11.84)		
Position	#	Horse/Jockey	Barrier	Top Speed [km/h]	Fastest Section	First 400m								Distance Travelled From Winner [m]	
11	13	MARIA Darren Danis	1	62.5 200-0	0:08.72 2000-1800	0:26.88	2:11.79 (0:08.72)	2:03.07 [5] (0:12.03)	1:51.04 [5] (0:12.28)	1:38.76 [3] (0:12.50)	1:26.26 [3] (0:12.32)	1:13.94 [4] (0:12.12)		-2	
12	18	LIGHT OF PLUTUS Bill Jacobson	12	64.0 400-200	0:09.20 2000-1800	0:28.34	2:12.45 (0:09.20)	2:03.25 [14] (0:12.86)	1:50.39 [14] (0:12.69)	1:37.70 [14] (0:12.64)	1:25.06 [14] (0:12.26)	1:12.80 [14] (0:12.11)		+2	
13	12	SHIMMERING Kelly Myers	2	61.8 1000-800	0:08.62 2000-1800	0:26.48	2:12.53 (0:08.62)	2:03.91 [2] (0:11.87)	1:52.04 [1] (0:12.05)	1:39.99 [1] (0:12.44)	1:27.55 [1] (0:12.64)	1:14.91 [1] (0:11.83)		-4	
14	4	TIMBA Christopher Dell	6	62.6 200-0	0:09.20 2000-1800	0:27.93	2:12.89 (0:09.20)	2:03.69 [13] (0:12.40)	1:51.29 [12] (0:12.80)	1:38.49 [12] (0:12.67)	1:25.82 [13] (0:12.34)	1:13.48 [13] (0:12.12)		+6	

Track Rating: Soft 5, Weather: Overcast, Rail Position: True

Section														
Field Times														
		L1000	L800	L600	L400	L200								
		1:00.82	0:48.53	0:35.98	0:23.58	0:12.09								
		(0:12.29)	(0:12.56)	(0:12.40)	(0:11.49)	(0:12.09)								
Position	#	Horse/Jockey	Barrier	Top Speed [km/h]	Fastest Section	First 400m						Margin	Distance Travelled From Winner [m]	
1	6	FIRST INNINGS	8	65.5	0:08.89	0:27.44	0:59.57 [9]	0:47.47 [8]	0:35.07 [8]	0:23.10 [9]	0:11.92 [2]	2:10.28	2:10.28	
		Owen Bosson		200-0	2000-1800		(0:12.10)	(0:12.40)	(0:11.97)	(0:11.18)	(0:11.92)			
2	10	PURE DELIGHT	4	64.4	0:09.15	0:27.75	0:59.38 [11]	0:47.31 [11]	0:34.99 [11]	0:23.07 [12]	0:11.77 [9]	1.3L	1.3L	
		Lynsey Satherley		200-0	2000-1800		(0:12.07)	(0:12.32)	(0:11.92)	(0:11.30)	(0:11.77)			
3	14	SUAVETTA	10	66.1	0:09.05	0:27.71	0:59.64 [10]	0:47.44 [10]	0:35.04 [12]	0:23.20 [11]	0:12.02 [5]	1.8L	1.8L	
		Warren Kennedy		200-0	2000-1800		(0:12.20)	(0:12.40)	(0:11.84)	(0:11.18)	(0:12.02)			
4	3	NORTHERN RAIDER	11	64.7	0:08.69	0:26.94	1:01.00 [2]	0:48.59 [2]	0:36.05 [2]	0:23.88 [1]	0:12.39 [1]	2.0L	2.0L	
		Ulrika Holmquist		200-0	2000-1800		(0:12.41)	(0:12.54)	(0:12.17)	(0:11.49)	(0:12.39)			
5	9	THE STORYTELLER	5	63.3	0:09.06	0:27.30	1:00.13 [6]	0:48.00 [6]	0:35.61 [5]	0:23.45 [7]	0:11.78 [11]	2.1L	2.1L	
		Craig Grylls		200-0	2000-1800		(0:12.13)	(0:12.39)	(0:12.16)	(0:11.67)	(0:11.78)			
6	1	ON THE RADAR	9	65.7	0:08.78	0:27.24	1:00.16 [7]	0:47.96 [7]	0:35.45 [7]	0:23.56 [5]	0:12.17 [4]	2.4L	2.4L	
		Michael McNab		400-200	2000-1800		(0:12.20)	(0:12.51)	(0:11.89)	(0:11.39)	(0:12.17)			
7	8	PILE DRIVER	3	64.2	0:08.69	0:26.57	1:00.96 [3]	0:48.55 [4]	0:36.04 [4]	0:23.92 [3]	0:12.45 [3]	3.6L	3.6L	
		Masahiro Hashizume		200-0	2000-1800		(0:12.41)	(0:12.51)	(0:12.12)	(0:11.47)	(0:12.45)			
8	11	HOLY ORANGE	13	65.3	0:08.82	0:27.32	1:00.36 [8]	0:48.03 [9]	0:35.58 [9]	0:23.77 [8]	0:12.36 [6]	4.3L	4.3L	
		Per-Anders Graberg		200-0	2000-1800		(0:12.33)	(0:12.45)	(0:11.81)	(0:11.41)	(0:12.36)			
9	2	BEAU ONDAGO	7	63.5	0:08.59	0:26.91	1:01.01 [5]	0:48.62 [5]	0:36.14 [6]	0:24.02 [6]	0:12.52 [7]	5.7L	5.7L	
		Ace Lawson-Carroll		200-0	2000-1800		(0:12.39)	(0:12.48)	(0:12.12)	(0:11.50)	(0:12.52)			
10	17	LITTLE MISS WONDER	14	64.4	0:09.12	0:28.19	1:00.08 [12]	0:48.03 [12]	0:35.98 [10]	0:24.12 [10]	0:12.68 [8]	6.9L	6.9L	
		Samantha Spratt		200-0	2000-1800		(0:12.05)	(0:12.05)	(0:11.86)	(0:11.44)	(0:12.68)			

Track Rating: Soft 5, Weather: Overcast, Rail Position: True

Section														
Field Times														
		L1000	L800	L600	L400	L200								
		1:00.82	0:48.53	0:35.98	0:23.58	0:12.09								
		(0:12.29)	(0:12.56)	(0:12.40)	(0:11.49)	(0:12.09)								
Position	#	Horse/Jockey	Barrier	Top Speed [km/h]	Fastest Section	First 400m						Margin	Distance Travelled From Winner [m]	
11	13	MARIA	1	62.5	0:08.72	0:26.88	1:01.82 [4]	0:49.58 [3]	0:37.12 [3]	0:24.84 [4]	0:13.05 [10]	10.0L	10.0L	
		Darren Danis		200-0	2000-1800		(0:12.24)	(0:12.46)	(0:12.28)	(0:11.79)	(0:13.05)			
12	18	LIGHT OF PLUTUS	12	64.0	0:09.20	0:28.34	1:00.69 [14]	0:48.74 [14]	0:36.50 [14]	0:24.73 [13]	0:13.05 [13]	14.5L	14.5L	
		Bill Jacobson		400-200	2000-1800		(0:11.95)	(0:12.24)	(0:11.77)	(0:11.68)	(0:13.05)			
13	12	SHIMMERING	2	61.8	0:08.62	0:26.48	1:03.08 [1]	0:50.79 [1]	0:38.23 [1]	0:25.66 [2]	0:13.38 [12]	15.0L	15.0L	
		Kelly Myers		1000-800	2000-1800		(0:12.28)	(0:12.56)	(0:12.56)	(0:12.28)	(0:13.38)			
14	4	TIMBA	6	62.6	0:09.20	0:27.93	1:01.36 [13]	0:49.43 [13]	0:37.14 [13]	0:25.02 [14]	0:13.09 [14]	17.4L	17.4L	
		Christopher Dell		200-0	2000-1800		(0:11.93)	(0:12.28)	(0:12.12)	(0:11.93)	(0:13.09)			

Horse/Jockey Name	FIRST INNINGS
Finish Rank	1
Fastest Section Time (Section)	0:08.89 (Overall)
Top Speed [km/h] (Section)	65.5 (L400)
Race State	Finished



Pukekohe Park NZ - Professional

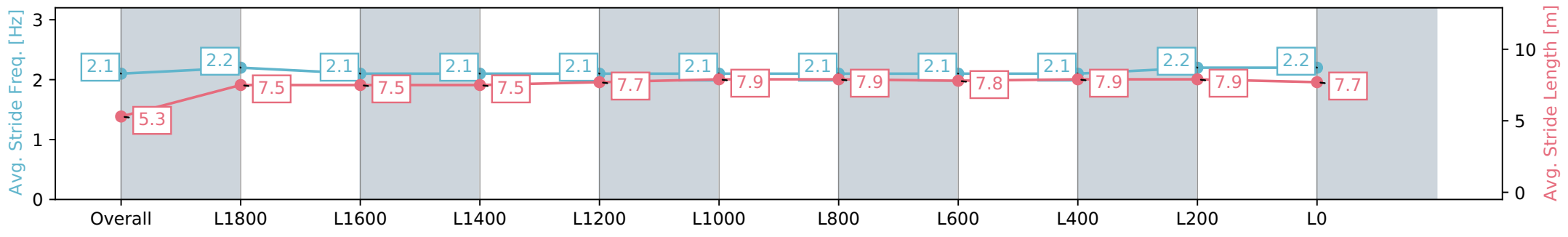
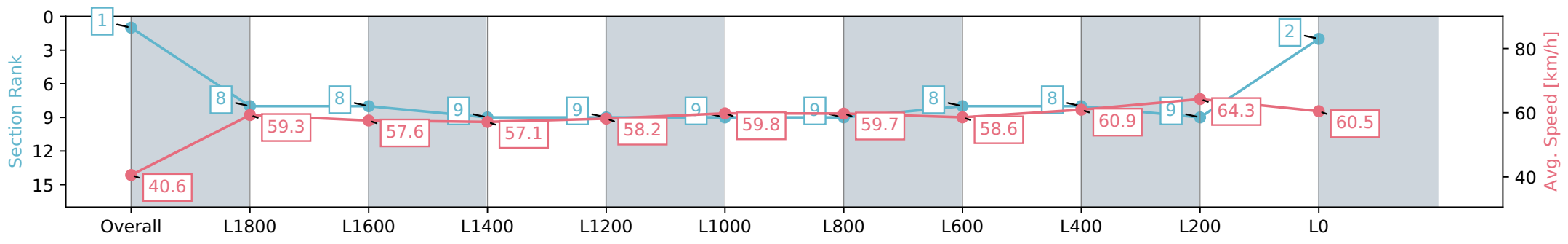
Race 2: CAMBRIDGE STUD 2100 - 2100m

21 February 2024 - 3:20PM



Track Rating: Soft 5, Weather: Overcast, Rail Position: True

Section	Overall	L1800	L1600	L1400	L1200	L1000	L800	L600	L400	L200	L0
Section Times	2:10.28 [1] (0:08.89)	2:01.39 [8] (0:12.21)	1:49.18 [8] (0:12.57)	1:36.60 [9] (0:12.64)	1:23.96 [9] (0:12.37)	1:11.59 [9] (0:12.02)	0:59.57 [9] (0:12.10)	0:47.47 [8] (0:12.40)	0:35.07 [8] (0:11.97)	0:23.10 [9] (0:11.18)	0:11.92 [2] (0:11.92)
Average Speed [km/h]	40.6	59.3	57.6	57.1	58.2	59.8	59.7	58.6	60.9	64.3	60.5
Top Speed [km/h]	59.2	60.9	59.2	58.3	58.6	60.7	60.6	59.3	64.5	65.5	62.3
Avg. Dist. to Rail [m]	8.8	2.3	0.7	0.4	0.3	0.3	0.7	1.6	3.3	6.0	5.7
Avg. Stride Freq. [Hz]	2.1	2.2	2.1	2.1	2.1	2.1	2.1	2.1	2.1	2.2	2.2
Avg. Stride Length [m]	5.3	7.5	7.5	7.5	7.7	7.9	7.9	7.8	7.9	7.9	7.7



- [] Ranking at each section and finish
- :-:- No data available at this section
- NA No data available

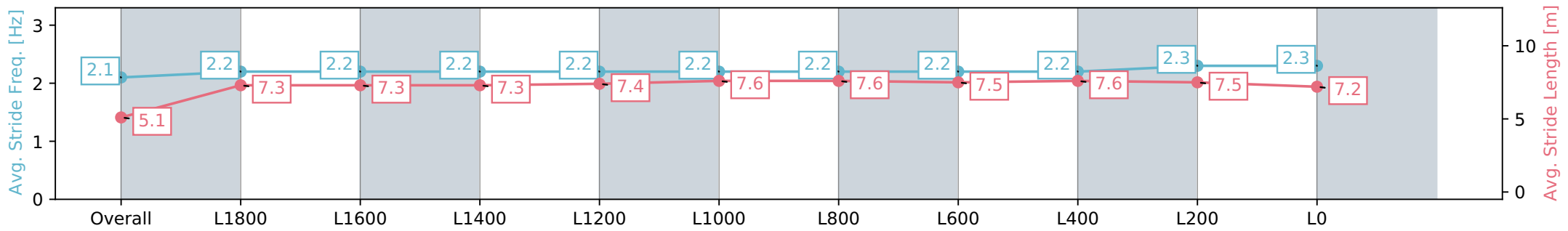
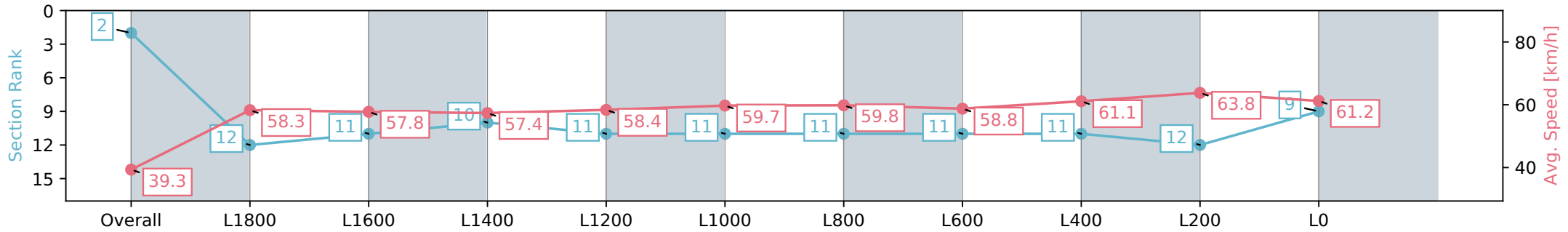
Horse/Jockey Name	PURE DELIGHT
Finish Rank	2
Fastest Section Time (Section)	0:09.15 (Overall)
Top Speed [km/h] (Section)	64.4 (L400)
Race State	Finished



Pukekohe Park NZ - Professional
 Race 2: CAMBRIDGE STUD 2100 - 2100m
 21 February 2024 - 3:20PM
 Track Rating: Soft 5, Weather: Overcast, Rail Position: True



Section	Overall	L1800	L1600	L1400	L1200	L1000	L800	L600	L400	L200	L0
Section Times	2:10.47 [2] (0:09.15)	2:01.32 [12] (0:12.41)	1:48.91 [11] (0:12.51)	1:36.40 [10] (0:12.63)	1:23.77 [11] (0:12.34)	1:11.43 [11] (0:12.05)	0:59.38 [11] (0:12.07)	0:47.31 [11] (0:12.32)	0:34.99 [11] (0:11.92)	0:23.07 [12] (0:11.30)	0:11.77 [9] (0:11.77)
Average Speed [km/h]	39.3	58.3	57.8	57.4	58.4	59.7	59.8	58.8	61.1	63.8	61.2
Top Speed [km/h]	57.8	58.8	59.1	58.6	59.3	60.6	60.8	59.9	63.2	64.4	63.1
Avg. Dist. to Rail [m]	5.7	1.5	0.8	0.5	0.5	0.3	0.7	1.6	2.2	9.4	12.4
Avg. Stride Freq. [Hz]	2.1	2.2	2.2	2.2	2.2	2.2	2.2	2.2	2.2	2.3	2.3
Avg. Stride Length [m]	5.1	7.3	7.3	7.3	7.4	7.6	7.6	7.5	7.6	7.5	7.2



Report Created: Wed 21 February 2024 13:31:35 GMT+11 (Note: Timing is based on positional data)

- [] Ranking at each section and finish
- :-:- No data available at this section
- NA No data available



Horse/Jockey Name	SUAVETTA
Finish Rank	3
Fastest Section Time (Section)	0:09.05 (Overall)
Top Speed [km/h] (Section)	66.1 (L400)
Race State	Finished



Pukekohe Park NZ - Professional

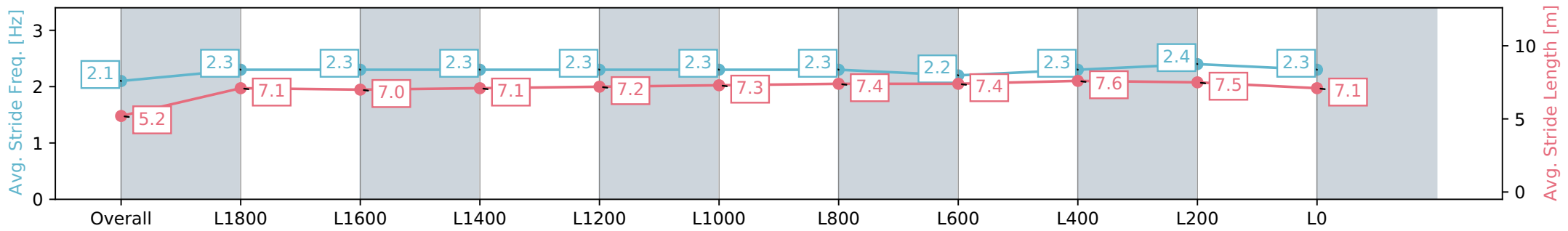
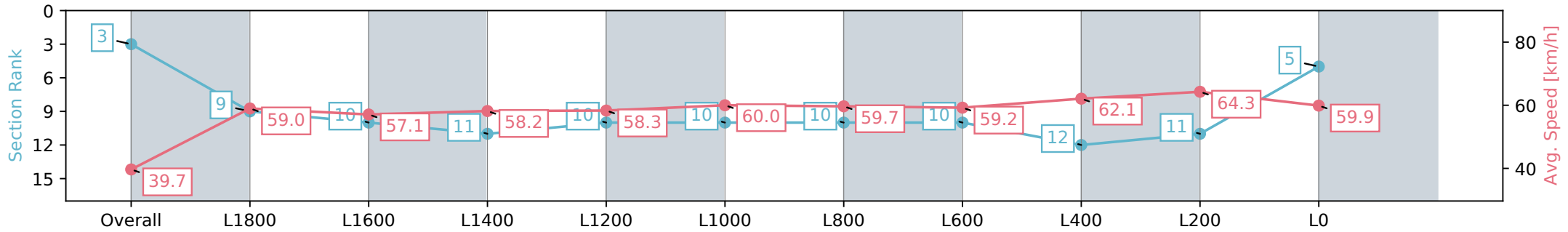
Race 2: CAMBRIDGE STUD 2100 - 2100m

21 February 2024 - 3:20PM



Track Rating: Soft 5, Weather: Overcast, Rail Position: True

Section	Overall	L1800	L1600	L1400	L1200	L1000	L800	L600	L400	L200	L0
Section Times	2:10.55 [3] (0:09.05)	2:01.50 [9] (0:12.34)	1:49.16 [10] (0:12.69)	1:36.47 [11] (0:12.46)	1:24.01 [10] (0:12.35)	1:11.66 [10] (0:12.02)	0:59.64 [10] (0:12.20)	0:47.44 [10] (0:12.40)	0:35.04 [12] (0:11.84)	0:23.20 [11] (0:11.18)	0:12.02 [5] (0:12.02)
Average Speed [km/h]	39.7	59.0	57.1	58.2	58.3	60.0	59.7	59.2	62.1	64.3	59.9
Top Speed [km/h]	57.3	60.3	58.6	58.9	59.3	61.0	60.9	60.1	64.7	66.1	62.6
Avg. Dist. to Rail [m]	10.5	3.1	1.0	1.4	1.6	1.4	1.9	3.4	6.1	10.6	11.0
Avg. Stride Freq. [Hz]	2.1	2.3	2.3	2.3	2.3	2.3	2.3	2.3	2.2	2.3	2.3
Avg. Stride Length [m]	5.2	7.1	7.0	7.1	7.2	7.3	7.4	7.4	7.6	7.5	7.1



- [] Ranking at each section and finish
- :-:- No data available at this section
- NA No data available

Horse/Jockey Name	NORTHERN RAIDER
Finish Rank	4
Fastest Section Time (Section)	0:08.69 (Overall)
Top Speed [km/h] (Section)	64.7 (L400)
Race State	Finished



Pukekohe Park NZ - Professional

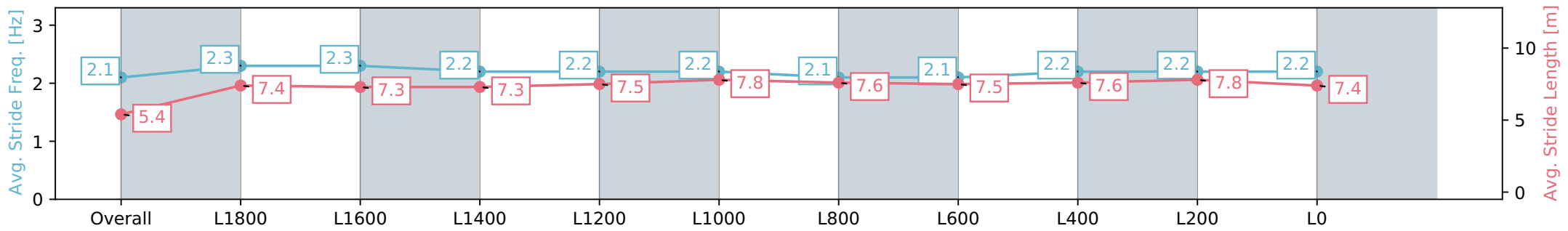
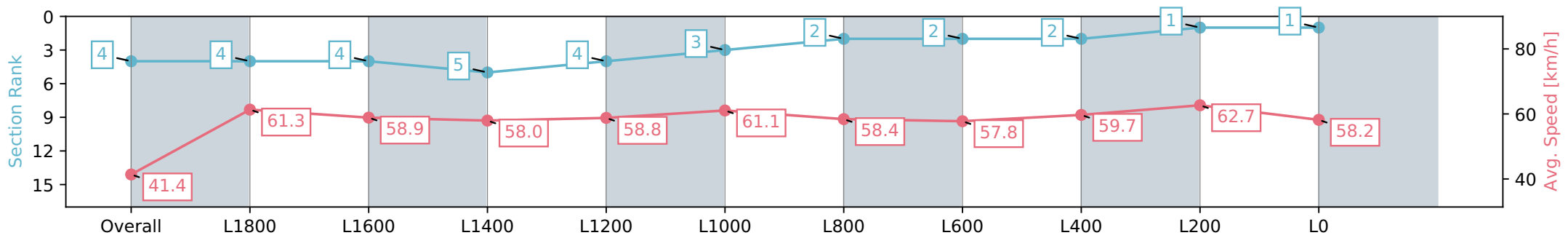
Race 2: CAMBRIDGE STUD 2100 - 2100m

21 February 2024 - 3:20PM



Track Rating: Soft 5, Weather: Overcast, Rail Position: True

Section	Overall	L1800	L1600	L1400	L1200	L1000	L800	L600	L400	L200	L0
Section Times	2:10.58 [4] (0:08.69)	2:01.89 [4] (0:12.06)	1:49.83 [4] (0:12.32)	1:37.51 [5] (0:12.47)	1:25.04 [4] (0:12.24)	1:12.80 [3] (0:11.80)	1:01.00 [2] (0:12.41)	0:48.59 [2] (0:12.54)	0:36.05 [2] (0:12.17)	0:23.88 [1] (0:11.49)	0:12.39 [1] (0:12.39)
Average Speed [km/h]	41.4	61.3	58.9	58.0	58.8	61.1	58.4	57.8	59.7	62.7	58.2
Top Speed [km/h]	59.0	62.8	60.4	58.5	60.3	61.8	59.3	59.2	63.6	64.7	60.7
Avg. Dist. to Rail [m]	12.0	5.9	1.8	0.4	0.9	1.0	0.9	1.6	2.0	1.4	1.0
Avg. Stride Freq. [Hz]	2.1	2.3	2.3	2.2	2.2	2.2	2.1	2.1	2.2	2.2	2.2
Avg. Stride Length [m]	5.4	7.4	7.3	7.3	7.5	7.8	7.6	7.5	7.6	7.8	7.4



- [] Ranking at each section and finish
- :-:- No data available at this section
- NA No data available

Horse/Jockey Name	THE STORYTELLER
Finish Rank	5
Fastest Section Time (Section)	0:09.06 (Overall)
Top Speed [km/h] (Section)	63.3 (L400)
Race State	Finished



Pukekohe Park NZ - Professional

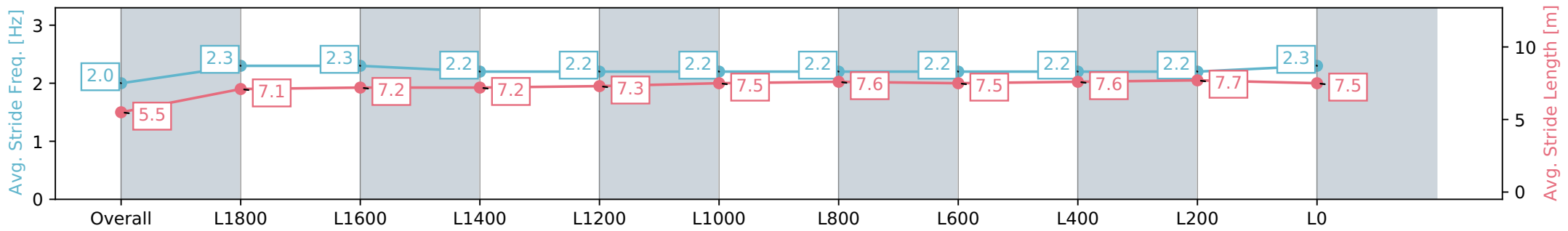
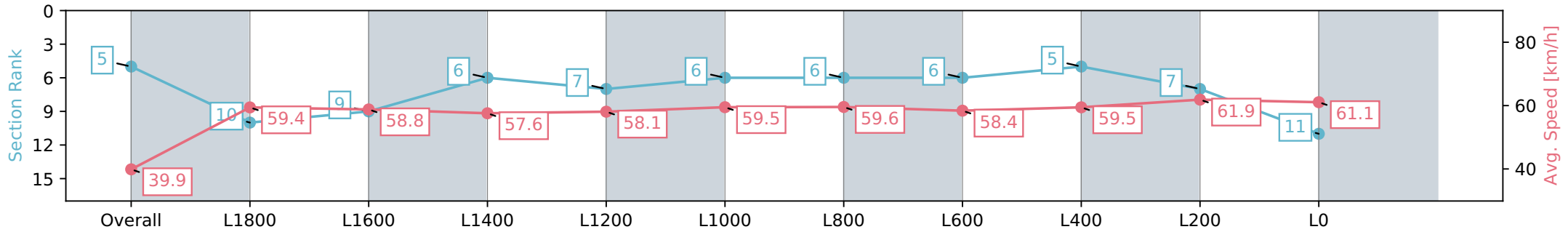
Race 2: CAMBRIDGE STUD 2100 - 2100m

21 February 2024 - 3:20PM



Track Rating: Soft 5, Weather: Overcast, Rail Position: True

Section	Overall	L1800	L1600	L1400	L1200	L1000	L800	L600	L400	L200	L0
Section Times	2:10.59 [5] (0:09.06)	2:01.53 [10] (0:12.14)	1:49.39 [9] (0:12.28)	1:37.11 [6] (0:12.53)	1:24.58 [7] (0:12.37)	1:12.21 [6] (0:12.08)	1:00.13 [6] (0:12.13)	0:48.00 [6] (0:12.39)	0:35.61 [5] (0:12.16)	0:23.45 [7] (0:11.67)	0:11.78 [11] (0:11.78)
Average Speed [km/h]	39.9	59.4	58.8	57.6	58.1	59.5	59.6	58.4	59.5	61.9	61.1
Top Speed [km/h]	58.9	60.1	59.7	58.4	59.0	60.5	60.3	58.8	62.7	63.3	62.1
Avg. Dist. to Rail [m]	6.9	1.3	0.2	0.3	0.4	0.5	0.4	0.8	1.4	2.5	2.4
Avg. Stride Freq. [Hz]	2.0	2.3	2.3	2.2	2.2	2.2	2.2	2.2	2.2	2.2	2.3
Avg. Stride Length [m]	5.5	7.1	7.2	7.2	7.3	7.5	7.6	7.5	7.6	7.7	7.5



- [] Ranking at each section and finish
- :-:- No data available at this section
- NA No data available

Horse/Jockey Name	ON THE RADAR
Finish Rank	6
Fastest Section Time (Section)	0:08.78 (Overall)
Top Speed [km/h] (Section)	65.7 (L600)
Race State	Finished



Pukekohe Park NZ - Professional

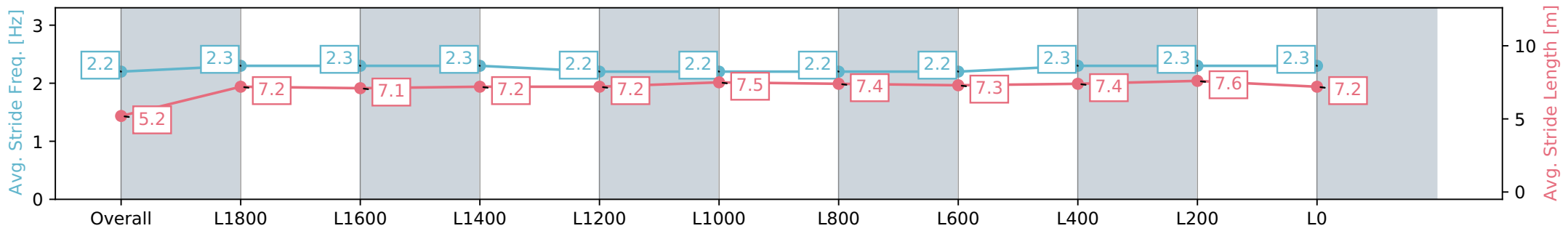
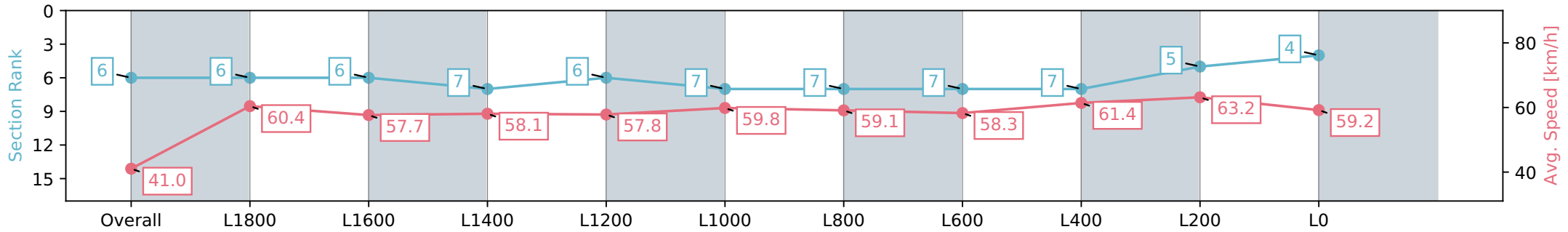
Race 2: CAMBRIDGE STUD 2100 - 2100m

21 February 2024 - 3:20PM



Track Rating: Soft 5, Weather: Overcast, Rail Position: True

Section	Overall	L1800	L1600	L1400	L1200	L1000	L800	L600	L400	L200	L0
Section Times	2:10.65 [6] (0:08.78)	2:01.87 [6] (0:12.12)	1:49.75 [6] (0:12.60)	1:37.15 [7] (0:12.48)	1:24.67 [6] (0:12.45)	1:12.22 [7] (0:12.06)	1:00.16 [7] (0:12.20)	0:47.96 [7] (0:12.51)	0:35.45 [7] (0:11.89)	0:23.56 [5] (0:11.39)	0:12.17 [4] (0:12.17)
Average Speed [km/h]	41.0	60.4	57.7	58.1	57.8	59.8	59.1	58.3	61.4	63.2	59.2
Top Speed [km/h]	57.6	61.6	59.4	58.9	58.6	60.5	60.3	59.3	65.7	65.7	61.7
Avg. Dist. to Rail [m]	10.0	3.9	1.7	1.5	1.3	1.1	0.7	2.3	3.9	6.0	5.7
Avg. Stride Freq. [Hz]	2.2	2.3	2.3	2.3	2.2	2.2	2.2	2.2	2.3	2.3	2.3
Avg. Stride Length [m]	5.2	7.2	7.1	7.2	7.2	7.5	7.4	7.3	7.4	7.6	7.2



- [] Ranking at each section and finish
- :-:- No data available at this section
- NA No data available

Horse/Jockey Name	PILE DRIVER
Finish Rank	7
Fastest Section Time (Section)	0:08.69 (Overall)
Top Speed [km/h] (Section)	64.2 (L400)
Race State	Finished



Pukekohe Park NZ - Professional

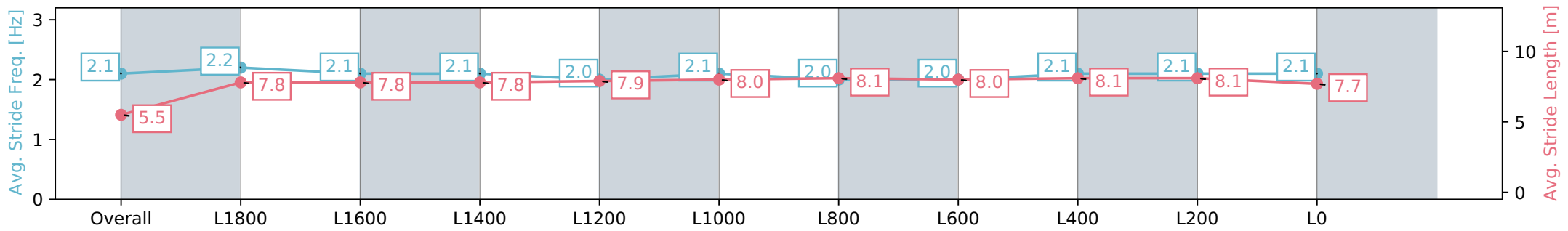
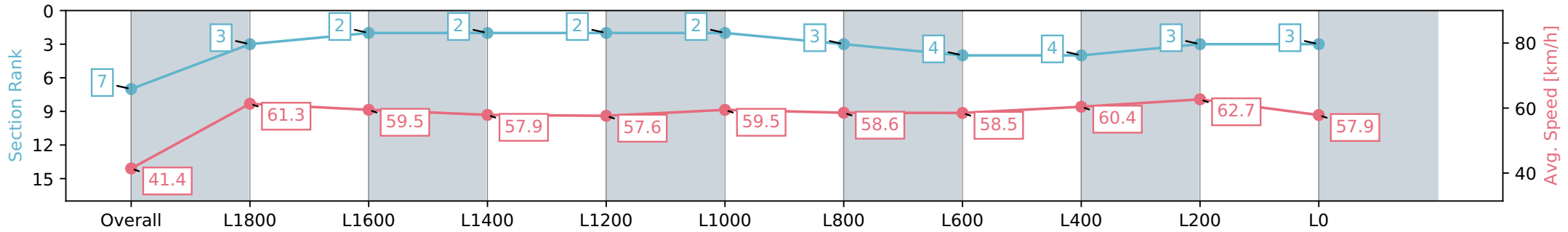
Race 2: CAMBRIDGE STUD 2100 - 2100m

21 February 2024 - 3:20PM



Track Rating: Soft 5, Weather: Overcast, Rail Position: True

Section	Overall	L1800	L1600	L1400	L1200	L1000	L800	L600	L400	L200	L0
Section Times	2:10.83 [7] (0:08.69)	2:02.14 [3] (0:11.82)	1:50.32 [2] (0:12.21)	1:38.11 [2] (0:12.56)	1:25.54 [2] (0:12.47)	1:13.07 [2] (0:12.11)	1:00.96 [3] (0:12.41)	0:48.55 [4] (0:12.51)	0:36.04 [4] (0:12.12)	0:23.92 [3] (0:11.47)	0:12.45 [3] (0:12.45)
Average Speed [km/h]	41.4	61.3	59.5	57.9	57.6	59.5	58.6	58.5	60.4	62.7	57.9
Top Speed [km/h]	59.2	63.1	60.3	59.2	59.0	60.3	60.3	59.2	63.2	64.2	60.3
Avg. Dist. to Rail [m]	4.2	2.0	1.8	1.3	1.1	1.2	1.9	2.9	3.7	5.1	5.2
Avg. Stride Freq. [Hz]	2.1	2.2	2.1	2.1	2.0	2.1	2.0	2.0	2.1	2.1	2.1
Avg. Stride Length [m]	5.5	7.8	7.8	7.8	7.9	8.0	8.1	8.0	8.1	8.1	7.7



- [] Ranking at each section and finish
- :-:- No data available at this section
- NA No data available

Horse/Jockey Name	HOLY ORANGE
Finish Rank	8
Fastest Section Time (Section)	0:08.82 (Overall)
Top Speed [km/h] (Section)	65.3 (L400)
Race State	Finished



Pukekohe Park NZ - Professional

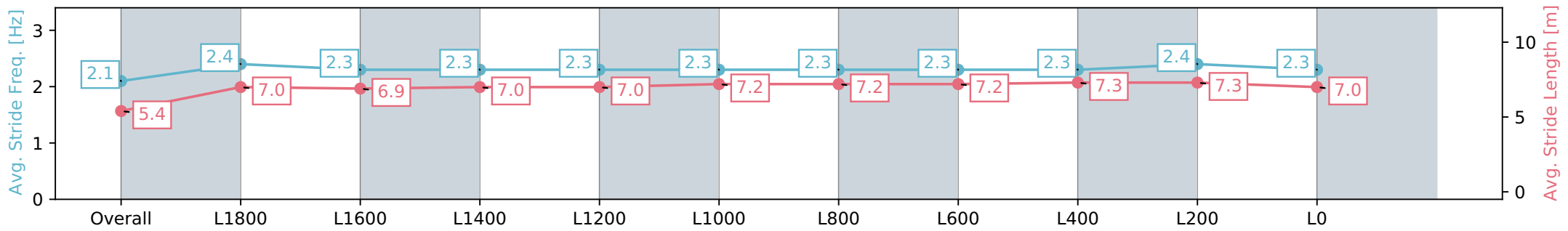
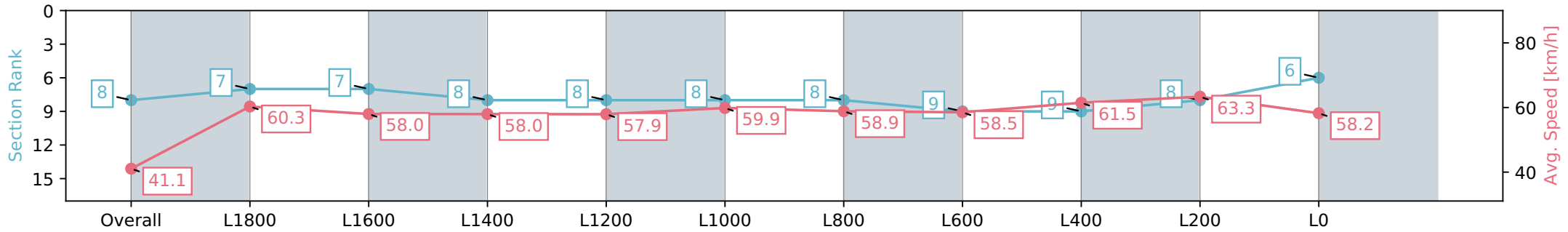
Race 2: CAMBRIDGE STUD 2100 - 2100m

21 February 2024 - 3:20PM



Track Rating: Soft 5, Weather: Overcast, Rail Position: True

Section	Overall	L1800	L1600	L1400	L1200	L1000	L800	L600	L400	L200	L0
Section Times	2:10.92 [8] (0:08.82)	2:02.10 [7] (0:12.19)	1:49.91 [7] (0:12.55)	1:37.36 [8] (0:12.53)	1:24.83 [8] (0:12.41)	1:12.42 [8] (0:12.06)	1:00.36 [8] (0:12.33)	0:48.03 [9] (0:12.45)	0:35.58 [9] (0:11.81)	0:23.77 [8] (0:11.41)	0:12.36 [6] (0:12.36)
Average Speed [km/h]	41.1	60.3	58.0	58.0	57.9	59.9	58.9	58.5	61.5	63.3	58.2
Top Speed [km/h]	58.7	61.4	59.3	59.3	58.9	60.9	60.1	59.6	64.6	65.3	61.4
Avg. Dist. to Rail [m]	13.9	5.2	2.2	1.5	1.6	1.2	1.3	2.0	3.3	6.7	7.0
Avg. Stride Freq. [Hz]	2.1	2.4	2.3	2.3	2.3	2.3	2.3	2.3	2.3	2.4	2.3
Avg. Stride Length [m]	5.4	7.0	6.9	7.0	7.0	7.2	7.2	7.2	7.3	7.3	7.0



- [] Ranking at each section and finish
- :-:- No data available at this section
- NA No data available

Horse/Jockey Name	BEAU ONDAGO
Finish Rank	9
Fastest Section Time (Section)	0:08.59 (Overall)
Top Speed [km/h] (Section)	63.5 (L400)
Race State	Finished



Pukekohe Park NZ - Professional

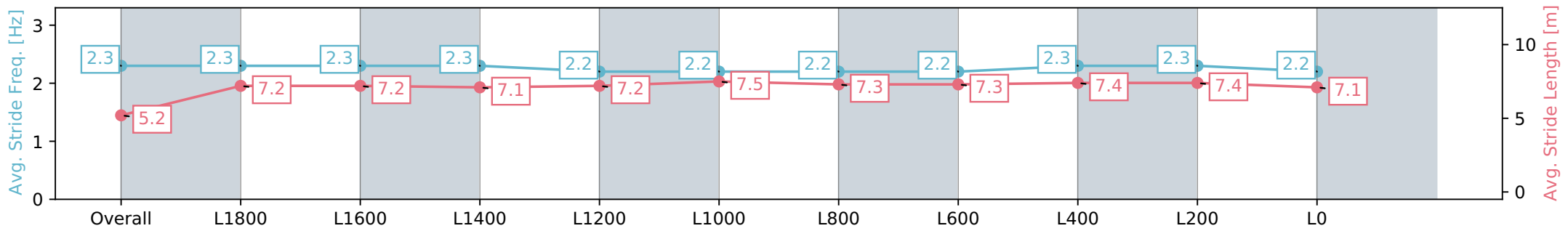
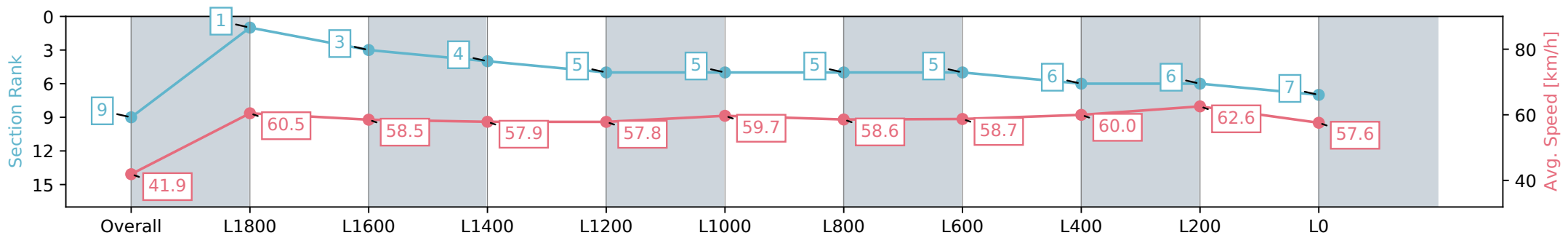
Race 2: CAMBRIDGE STUD 2100 - 2100m

21 February 2024 - 3:20PM



Track Rating: Soft 5, Weather: Overcast, Rail Position: True

Section	Overall	L1800	L1600	L1400	L1200	L1000	L800	L600	L400	L200	L0
Section Times	2:11.14 [9] (0:08.59)	2:02.55 [1] (0:12.05)	1:50.50 [3] (0:12.42)	1:38.08 [4] (0:12.56)	1:25.51 [5] (0:12.39)	1:13.12 [5] (0:12.11)	1:01.01 [5] (0:12.39)	0:48.62 [5] (0:12.48)	0:36.14 [6] (0:12.12)	0:24.02 [6] (0:11.50)	0:12.52 [7] (0:12.52)
Average Speed [km/h]	41.9	60.5	58.5	57.9	57.8	59.7	58.6	58.7	60.0	62.6	57.6
Top Speed [km/h]	59.5	62.3	59.3	59.1	58.9	60.4	60.4	59.4	62.3	63.5	60.5
Avg. Dist. to Rail [m]	8.0	3.3	1.7	1.4	1.4	1.6	1.9	2.7	3.3	4.9	5.4
Avg. Stride Freq. [Hz]	2.3	2.3	2.3	2.3	2.2	2.2	2.2	2.2	2.3	2.3	2.2
Avg. Stride Length [m]	5.2	7.2	7.2	7.1	7.2	7.5	7.3	7.3	7.4	7.4	7.1



- [] Ranking at each section and finish
- :-:- No data available at this section
- NA No data available

Horse/Jockey Name	LITTLE MISS WONDER
Finish Rank	10
Fastest Section Time (Section)	0:09.12 (Overall)
Top Speed [km/h] (Section)	64.4 (L400)
Race State	Finished



Pukekohe Park NZ - Professional

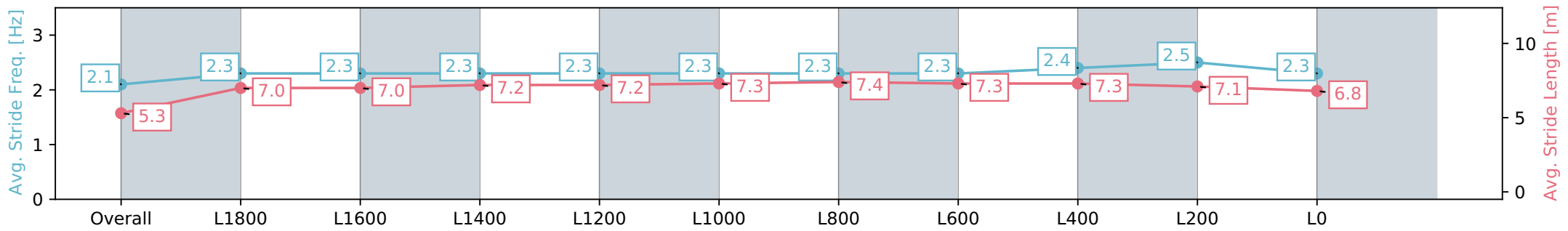
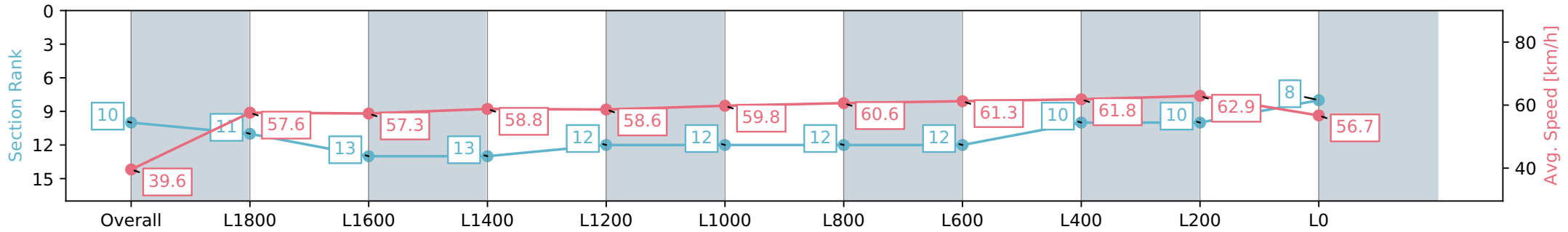
Race 2: CAMBRIDGE STUD 2100 - 2100m

21 February 2024 - 3:20PM



Track Rating: Soft 5, Weather: Overcast, Rail Position: True

Section	Overall	L1800	L1600	L1400	L1200	L1000	L800	L600	L400	L200	L0
Section Times	2:11.32 [10] (0:09.12)	2:02.20 [11] (0:12.67)	1:49.53 [13] (0:12.71)	1:36.82 [13] (0:12.40)	1:24.42 [12] (0:12.27)	1:12.15 [12] (0:12.07)	1:00.08 [12] (0:12.05)	0:48.03 [12] (0:12.05)	0:35.98 [10] (0:11.86)	0:24.12 [10] (0:11.44)	0:12.68 [8] (0:12.68)
Average Speed [km/h]	39.6	57.6	57.3	58.8	58.6	59.8	60.6	61.3	61.8	62.9	56.7
Top Speed [km/h]	56.4	58.5	57.7	58.8	59.6	60.9	61.3	62.5	63.8	64.4	59.4
Avg. Dist. to Rail [m]	14.5	4.6	2.2	1.9	2.0	1.9	2.6	4.3	5.3	7.5	8.5
Avg. Stride Freq. [Hz]	2.1	2.3	2.3	2.3	2.3	2.3	2.3	2.3	2.3	2.4	2.3
Avg. Stride Length [m]	5.3	7.0	7.0	7.2	7.2	7.3	7.4	7.3	7.3	7.1	6.8



- [] Ranking at each section and finish
- :-:- No data available at this section
- NA No data available

Horse/Jockey Name	MARIA
Finish Rank	11
Fastest Section Time (Section)	0:08.72 (Overall)
Top Speed [km/h] (Section)	62.5 (L400)
Race State	Finished



Pukekohe Park NZ - Professional

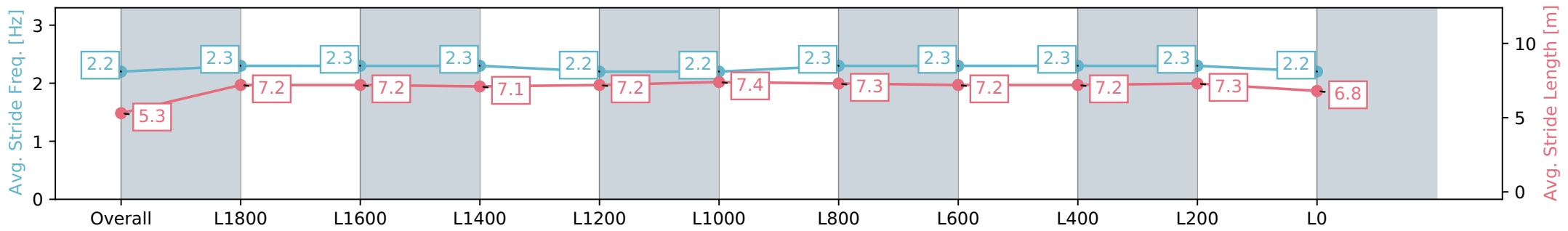
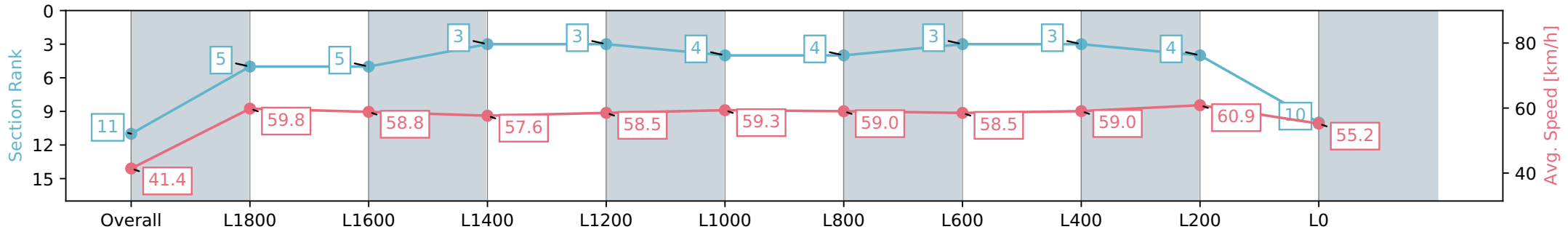
Race 2: CAMBRIDGE STUD 2100 - 2100m

21 February 2024 - 3:20PM



Track Rating: Soft 5, Weather: Overcast, Rail Position: True

Section	Overall	L1800	L1600	L1400	L1200	L1000	L800	L600	L400	L200	L0
Section Times	2:11.79 [11] (0:08.72)	2:03.07 [5] (0:12.03)	1:51.04 [5] (0:12.28)	1:38.76 [3] (0:12.50)	1:26.26 [3] (0:12.32)	1:13.94 [4] (0:12.12)	1:01.82 [4] (0:12.24)	0:49.58 [3] (0:12.46)	0:37.12 [3] (0:12.28)	0:24.84 [4] (0:11.79)	0:13.05 [10] (0:13.05)
Average Speed [km/h]	41.4	59.8	58.8	57.6	58.5	59.3	59.0	58.5	59.0	60.9	55.2
Top Speed [km/h]	58.9	60.9	59.6	58.5	59.6	60.3	59.9	59.1	62.0	62.5	58.6
Avg. Dist. to Rail [m]	3.1	1.1	0.3	0.4	0.5	0.5	0.7	1.6	1.9	3.1	3.9
Avg. Stride Freq. [Hz]	2.2	2.3	2.3	2.3	2.2	2.2	2.3	2.3	2.3	2.3	2.2
Avg. Stride Length [m]	5.3	7.2	7.2	7.1	7.2	7.4	7.3	7.2	7.2	7.3	6.8



- [] Ranking at each section and finish
- :-:- No data available at this section
- NA No data available

Horse/Jockey Name	LIGHT OF PLUTUS
Finish Rank	12
Fastest Section Time (Section)	0:09.20 (Overall)
Top Speed [km/h] (Section)	64.0 (L600)
Race State	Finished



Pukekohe Park NZ - Professional

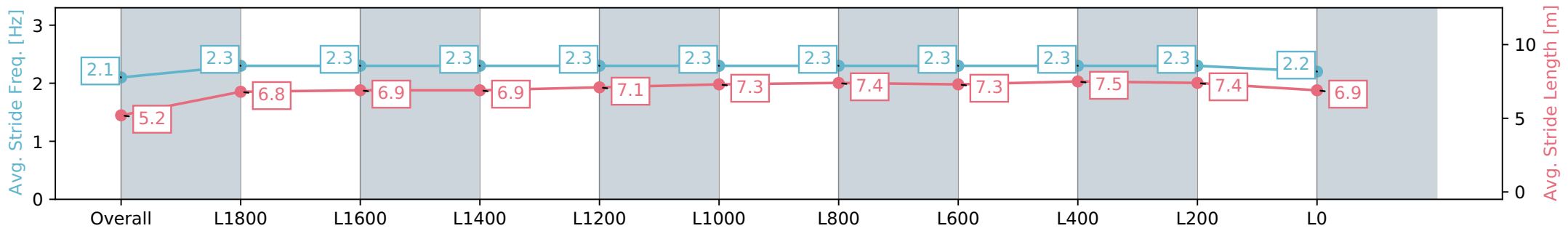
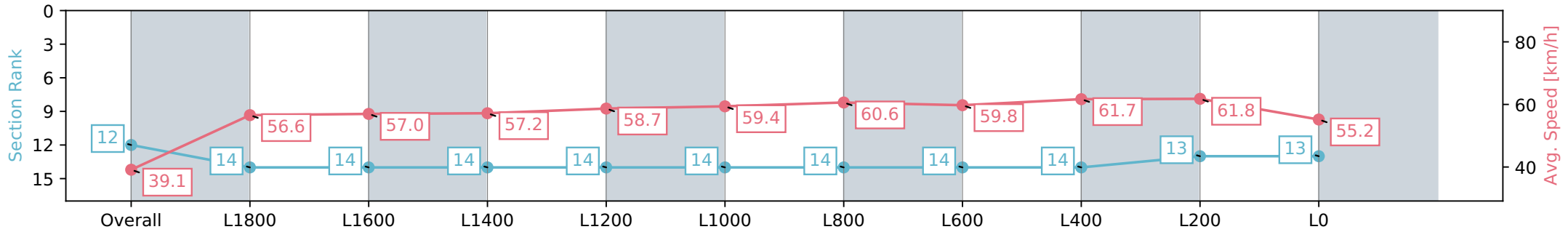
Race 2: CAMBRIDGE STUD 2100 - 2100m

21 February 2024 - 3:20PM



Track Rating: Soft 5, Weather: Overcast, Rail Position: True

Section	Overall	L1800	L1600	L1400	L1200	L1000	L800	L600	L400	L200	L0
Section Times	2:12.45 [12] (0:09.20)	2:03.25 [14] (0:12.86)	1:50.39 [14] (0:12.69)	1:37.70 [14] (0:12.64)	1:25.06 [14] (0:12.26)	1:12.80 [14] (0:12.11)	1:00.69 [14] (0:11.95)	0:48.74 [14] (0:12.24)	0:36.50 [14] (0:11.77)	0:24.73 [13] (0:11.68)	0:13.05 [13] (0:13.05)
Average Speed [km/h]	39.1	56.6	57.0	57.2	58.7	59.4	60.6	59.8	61.7	61.8	55.2
Top Speed [km/h]	55.1	58.2	58.8	58.0	59.3	60.5	61.1	60.6	64.0	63.7	59.2
Avg. Dist. to Rail [m]	12.7	3.6	0.4	0.6	0.8	0.8	1.2	2.3	3.0	8.5	9.2
Avg. Stride Freq. [Hz]	2.1	2.3	2.3	2.3	2.3	2.3	2.3	2.3	2.3	2.3	2.2
Avg. Stride Length [m]	5.2	6.8	6.9	6.9	7.1	7.3	7.4	7.3	7.5	7.4	6.9



- [] Ranking at each section and finish
- :-:- No data available at this section
- NA No data available

Horse/Jockey Name	SHIMMERING
Finish Rank	13
Fastest Section Time (Section)	0:08.62 (Overall)
Top Speed [km/h] (Section)	61.8 (L1200)
Race State	Finished



Pukekohe Park NZ - Professional

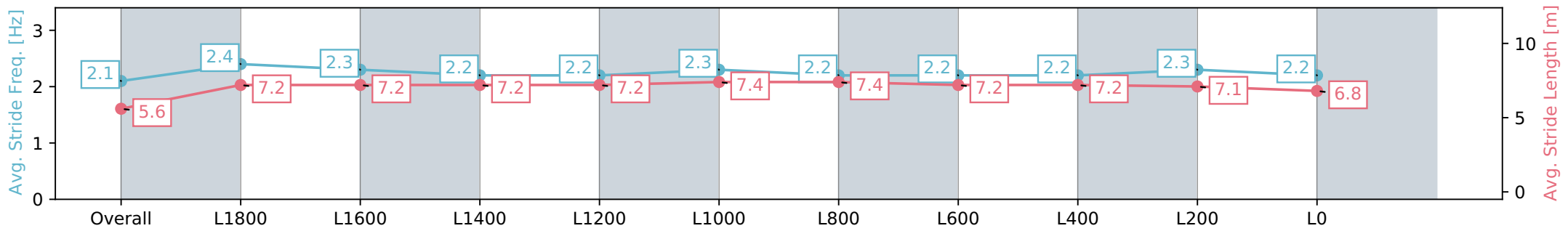
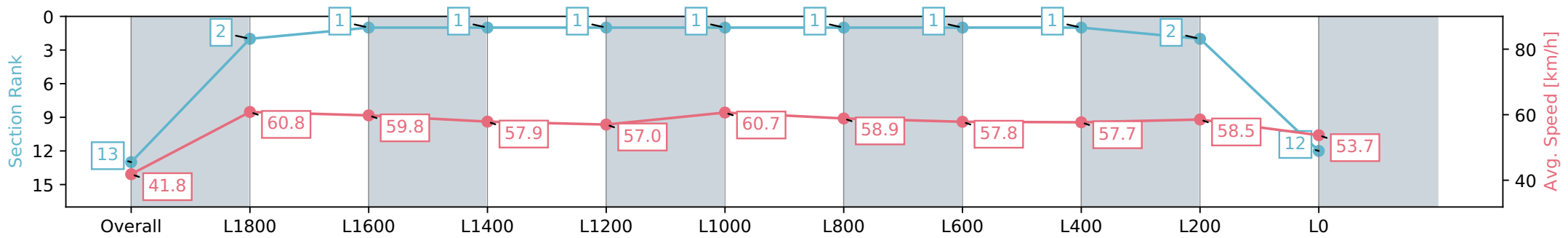
Race 2: CAMBRIDGE STUD 2100 - 2100m

21 February 2024 - 3:20PM



Track Rating: Soft 5, Weather: Overcast, Rail Position: True

Section	Overall	L1800	L1600	L1400	L1200	L1000	L800	L600	L400	L200	L0
Section Times	2:12.53 [13] (0:08.62)	2:03.91 [2] (0:11.87)	1:52.04 [1] (0:12.05)	1:39.99 [1] (0:12.44)	1:27.55 [1] (0:12.64)	1:14.91 [1] (0:11.83)	1:03.08 [1] (0:12.28)	0:50.79 [1] (0:12.56)	0:38.23 [1] (0:12.56)	0:25.66 [2] (0:12.28)	0:13.38 [12] (0:13.38)
Average Speed [km/h]	41.8	60.8	59.8	57.9	57.0	60.7	58.9	57.8	57.7	58.5	53.7
Top Speed [km/h]	59.4	61.8	60.9	58.7	58.1	61.8	60.2	58.3	59.7	61.2	55.9
Avg. Dist. to Rail [m]	4.6	1.8	0.2	0.2	0.3	0.2	0.7	1.4	1.7	2.3	3.3
Avg. Stride Freq. [Hz]	2.1	2.4	2.3	2.2	2.2	2.3	2.2	2.2	2.2	2.3	2.2
Avg. Stride Length [m]	5.6	7.2	7.2	7.2	7.2	7.4	7.4	7.2	7.2	7.1	6.8



- [] Ranking at each section and finish
- :-:- No data available at this section
- NA No data available

Horse/Jockey Name	TIMBA
Finish Rank	14
Fastest Section Time (Section)	0:09.20 (Overall)
Top Speed [km/h] (Section)	62.6 (L400)
Race State	Finished



Pukekohe Park NZ - Professional

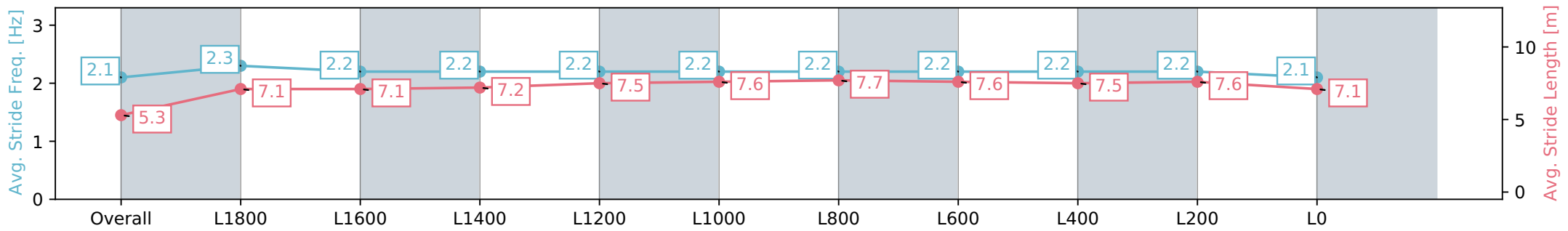
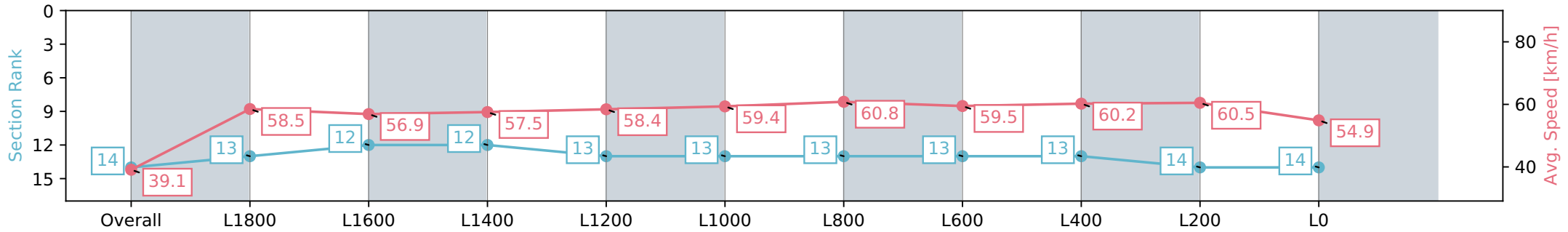
Race 2: CAMBRIDGE STUD 2100 - 2100m

21 February 2024 - 3:20PM



Track Rating: Soft 5, Weather: Overcast, Rail Position: True

Section	Overall	L1800	L1600	L1400	L1200	L1000	L800	L600	L400	L200	L0
Section Times	2:12.89 [14] (0:09.20)	2:03.69 [13] (0:12.40)	1:51.29 [12] (0:12.80)	1:38.49 [12] (0:12.67)	1:25.82 [13] (0:12.34)	1:13.48 [13] (0:12.12)	1:01.36 [13] (0:11.93)	0:49.43 [13] (0:12.28)	0:37.14 [13] (0:12.12)	0:25.02 [14] (0:11.93)	0:13.09 [14] (0:13.09)
Average Speed [km/h]	39.1	58.5	56.9	57.5	58.4	59.4	60.8	59.5	60.2	60.5	54.9
Top Speed [km/h]	59.4	60.0	58.3	58.0	59.2	60.6	61.5	60.3	62.5	62.6	57.8
Avg. Dist. to Rail [m]	7.7	2.2	2.1	2.0	1.3	1.0	1.4	2.4	4.6	9.7	4.8
Avg. Stride Freq. [Hz]	2.1	2.3	2.2	2.2	2.2	2.2	2.2	2.2	2.2	2.2	2.1
Avg. Stride Length [m]	5.3	7.1	7.1	7.2	7.5	7.6	7.7	7.6	7.5	7.6	7.1



- [] Ranking at each section and finish
- :-:- No data available at this section
- NA No data available