

Track Rating: Soft 5, Weather: Overcast, Rail Position: True

Section								Overall	L1200	L1000	L800	L600	L400		
Field Times								1:24.52 (0:14.49)	1:10.03 (0:11.44)	0:58.59 (0:12.12)	0:46.47 (0:12.37)	0:34.10 (0:11.68)	0:22.42 (0:11.06)		
Position	#	Horse/Jockey	Barrier	Top Speed [km/h]	Fastest Section	First 400m								Distance Travelled From Winner [m]	
1	3	DEALERS CHOICE Vincent Colgan	3	67.6 400-200	0:10.85 400-200	0:26.28	1:24.52 (0:14.88)	1:09.64 [3] (0:11.40)	0:58.24 [3] (0:12.12)	0:46.12 [3] (0:12.44)	0:33.68 [3] (0:11.47)	0:22.21 [3] (0:10.85)			
2	1	SALUTO Jasmine Fawcett	6	68.2 400-200	0:10.73 400-200	0:26.81	1:24.60 (0:15.37)	1:09.23 [6] (0:11.44)	0:57.79 [6] (0:12.01)	0:45.78 [6] (0:12.37)	0:33.41 [7] (0:11.38)	0:22.03 [5] (0:10.73)	+2		
3	2	GOLDEN Sam Weatherley	2	66.2 400-200	0:11.02 400-200	0:26.65	1:24.99 (0:15.09)	1:09.90 [5] (0:11.56)	0:58.34 [5] (0:11.89)	0:46.45 [4] (0:12.32)	0:34.13 [4] (0:11.60)	0:22.53 [4] (0:11.02)	-5		
4	4	ROZEL Ulrika Holmquist	4	67.7 400-200	0:10.85 400-200	0:26.57	1:25.16 (0:15.02)	1:10.14 [4] (0:11.56)	0:58.58 [4] (0:12.10)	0:46.48 [5] (0:12.47)	0:34.01 [6] (0:11.47)	0:22.54 [6] (0:10.85)	+4		
5	8	SANDOKU Warren Kennedy	8	68.4 400-200	0:10.93 400-200	0:27.06	1:25.33 (0:15.64)	1:09.69 [8] (0:11.42)	0:58.27 [8] (0:12.00)	0:46.27 [8] (0:12.28)	0:33.99 [8] (0:11.38)	0:22.61 [7] (0:10.93)	+1		
6	6	QUINTAIN Lynsey Satherley	5	64.9 400-200	0:11.35 400-200	0:25.93	1:25.56 (0:14.49)	1:11.07 [1] (0:11.44)	0:59.63 [1] (0:12.12)	0:47.51 [1] (0:12.37)	0:35.14 [1] (0:11.68)	0:23.46 [1] (0:11.35)	-5		
7	7	COSELLI Craig Grylls	1	66.0 600-400	0:11.20 400-200	0:27.04	1:25.66 (0:15.46)	1:10.20 [7] (0:11.57)	0:58.62 [7] (0:11.83)	0:46.79 [7] (0:12.27)	0:34.52 [5] (0:11.59)	0:22.93 [8] (0:11.20)	-6		
8	5	RICHIE'S DREAM Kelly Myers	7	64.7 400-200	0:11.43 1200-1000	0:25.96	1:25.71 (0:14.53)	1:11.18 [2] (0:11.43)	0:59.75 [2] (0:12.11)	0:47.64 [2] (0:12.36)	0:35.28 [2] (0:11.70)	0:23.58 [2] (0:11.46)	-3		

Track Rating: Soft 5, Weather: Overcast, Rail Position: True

Section												L200		
Field Times												0:11.36		
												(0:11.36)		
Position	#	Horse/Jockey	Barrier	Top Speed [km/h]	Fastest Section	First 400m	Margin					Distance Travelled From Winner [m]		
1	3	DEALERS CHOICE	3	67.6	0:10.85	0:26.28	0:11.36 [1]	1:24.52						
		Vincent Colgan		400-200	400-200		(0:11.36)							
2	1	SALUTO	6	68.2	0:10.73	0:26.81	0:11.30 [2]	0.6L					+2	
		Jasmine Fawcett		400-200	400-200		(0:11.30)							
3	2	GOLDEN	2	66.2	0:11.02	0:26.65	0:11.51 [5]	3.1L					-5	
		Sam Weatherley		400-200	400-200		(0:11.51)							
4	4	ROZEL	4	67.7	0:10.85	0:26.57	0:11.69 [4]	4.3L					+4	
		Ulrika Holmquist		400-200	400-200		(0:11.69)							
5	8	SANDOKU	8	68.4	0:10.93	0:27.06	0:11.68 [7]	5.4L					+1	
		Warren Kennedy		400-200	400-200		(0:11.68)							
6	6	QUINTAIN	5	64.9	0:11.35	0:25.93	0:12.11 [3]	7.0L					-5	
		Lynsey Satherley		400-200	400-200		(0:12.11)							
7	7	COSELLI	1	66.0	0:11.20	0:27.04	0:11.73 [8]	7.6L					-6	
		Craig Grylls		600-400	400-200		(0:11.73)							
8	5	RICHIE'S DREAM	7	64.7	0:11.43	0:25.96	0:12.12 [6]	8.0L					-3	
		Kelly Myers		400-200	1200-1000		(0:12.12)							

Horse/Jockey Name	DEALERS CHOICE
Finish Rank	1
Fastest Section Time (Section)	0:10.85 (L400)
Top Speed [km/h] (Section)	67.6 (L400)
Race State	Finished



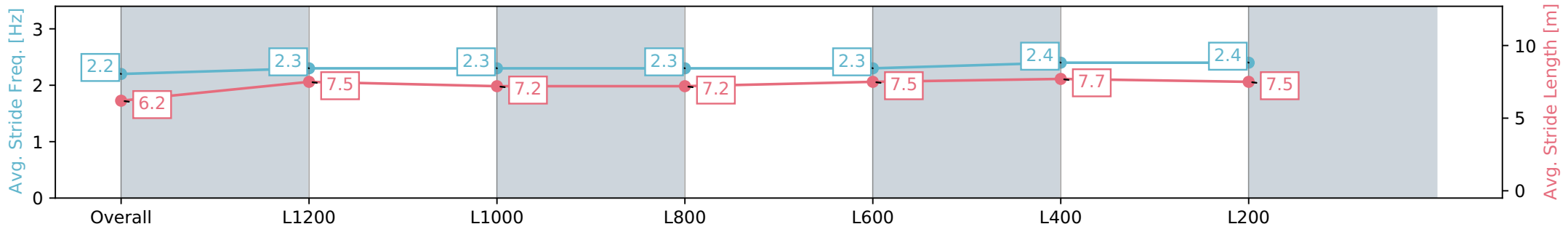
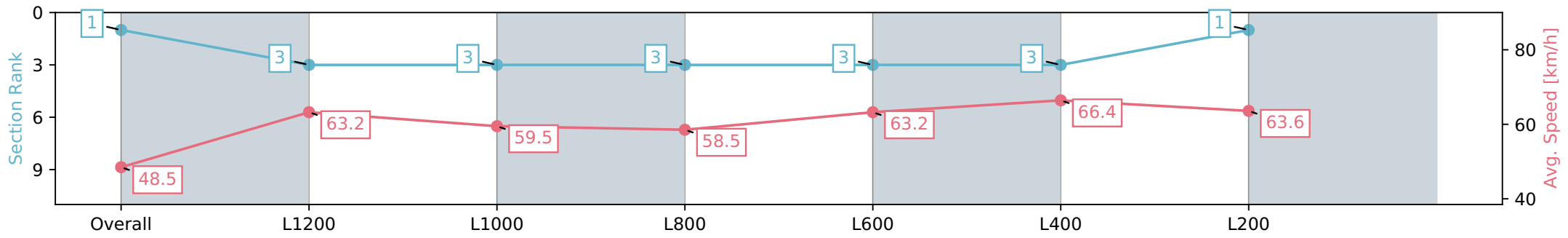
Pukekohe Park NZ - Professional
 Race 1: ENTAIN - NZB INSURANCE PEARL SERIES RACE - 1400m



21 February 2024 - 2:46PM

Track Rating: Soft 5, Weather: Overcast, Rail Position: True

Section	Overall	L1200	L1000	L800	L600	L400	L200
Section Times	1:24.52 [1] (0:14.88)	1:09.64 [3] (0:11.40)	0:58.24 [3] (0:12.12)	0:46.12 [3] (0:12.44)	0:33.68 [3] (0:11.47)	0:22.21 [3] (0:10.85)	0:11.36 [1] (0:11.36)
Average Speed [km/h]	48.5	63.2	59.5	58.5	63.2	66.4	63.6
Top Speed [km/h]	62.5	64.3	62.5	59.9	66.6	67.6	65.8
Avg. Dist. to Rail [m]	1.4	0.3	0.7	1.8	2.7	4.8	5.8
Avg. Stride Freq. [Hz]	2.2	2.3	2.3	2.3	2.3	2.4	2.4
Avg. Stride Length [m]	6.2	7.5	7.2	7.2	7.5	7.7	7.5



- [] Ranking at each section and finish
- :-:- No data available at this section
- NA No data available

Horse/Jockey Name	SALUTO
Finish Rank	2
Fastest Section Time (Section)	0:10.73 (L400)
Top Speed [km/h] (Section)	68.2 (L400)
Race State	Finished



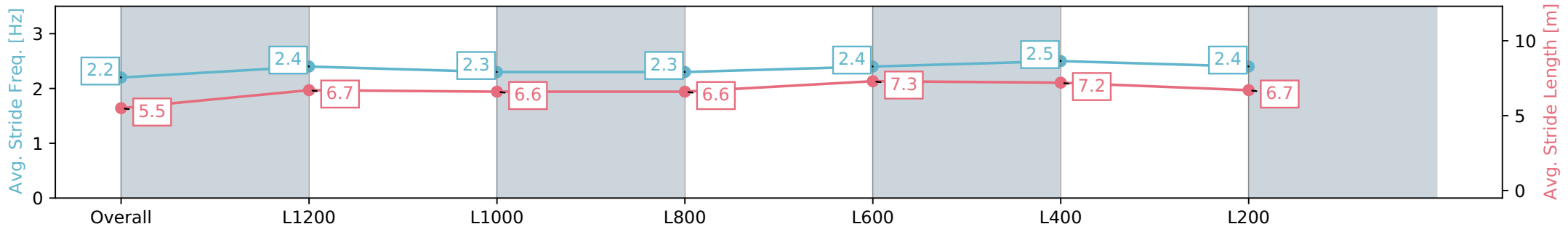
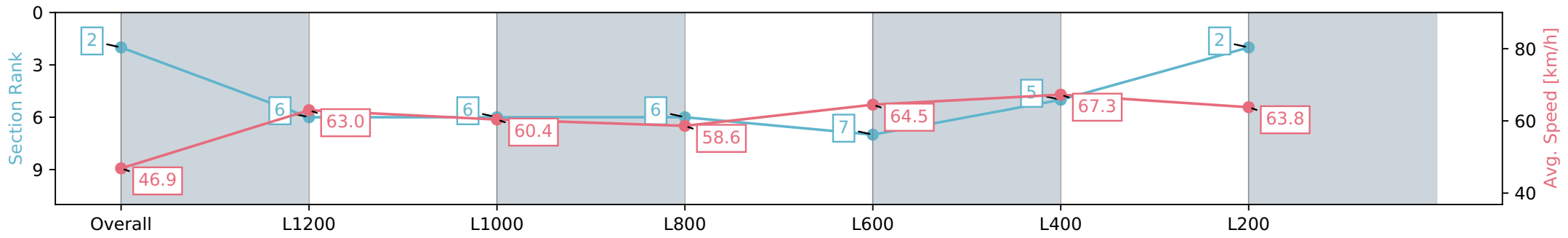
Pukekohe Park NZ - Professional
 Race 1: ENTAIN - NZB INSURANCE PEARL SERIES RACE - 1400m



21 February 2024 - 2:46PM

Track Rating: Soft 5, Weather: Overcast, Rail Position: True

Section	Overall	L1200	L1000	L800	L600	L400	L200
Section Times	1:24.60 [2] (0:15.37)	1:09.23 [6] (0:11.44)	0:57.79 [6] (0:12.01)	0:45.78 [6] (0:12.37)	0:33.41 [7] (0:11.38)	0:22.03 [5] (0:10.73)	0:11.30 [2] (0:11.30)
Average Speed [km/h]	46.9	63.0	60.4	58.6	64.5	67.3	63.8
Top Speed [km/h]	62.7	63.7	62.4	60.8	67.5	68.2	65.9
Avg. Dist. to Rail [m]	3.0	1.1	1.0	2.0	5.0	7.3	8.1
Avg. Stride Freq. [Hz]	2.2	2.4	2.3	2.3	2.4	2.5	2.4
Avg. Stride Length [m]	5.5	6.7	6.6	6.6	7.3	7.2	6.7



- [] Ranking at each section and finish
- :-:- No data available at this section
- NA No data available

Horse/Jockey Name	GOLDEN
Finish Rank	3
Fastest Section Time (Section)	0:11.02 (L400)
Top Speed [km/h] (Section)	66.2 (L400)
Race State	Finished



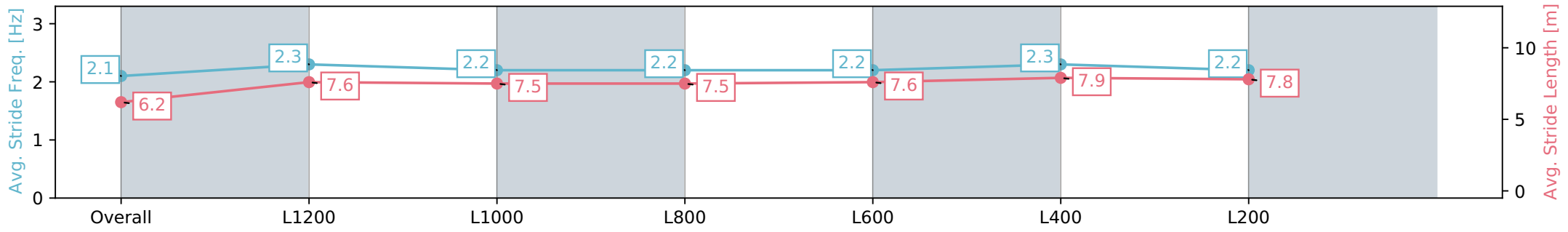
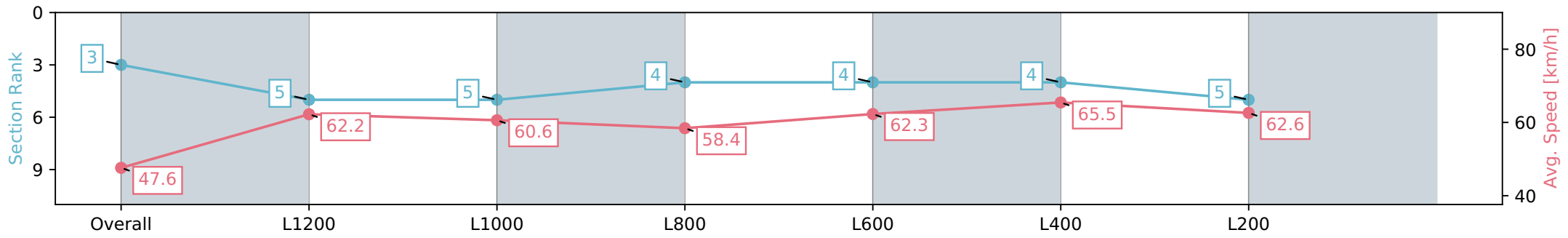
Pukekohe Park NZ - Professional
 Race 1: ENTAIN - NZB INSURANCE PEARL SERIES RACE - 1400m



21 February 2024 - 2:46PM

Track Rating: Soft 5, Weather: Overcast, Rail Position: True

Section	Overall	L1200	L1000	L800	L600	L400	L200
Section Times	1:24.99 [3] (0:15.09)	1:09.90 [5] (0:11.56)	0:58.34 [5] (0:11.89)	0:46.45 [4] (0:12.32)	0:34.13 [4] (0:11.60)	0:22.53 [4] (0:11.02)	0:11.51 [5] (0:11.51)
Average Speed [km/h]	47.6	62.2	60.6	58.4	62.3	65.5	62.6
Top Speed [km/h]	61.0	63.4	62.8	59.7	65.5	66.2	64.2
Avg. Dist. to Rail [m]	1.1	0.1	0.4	0.5	1.4	4.2	5.1
Avg. Stride Freq. [Hz]	2.1	2.3	2.2	2.2	2.2	2.3	2.2
Avg. Stride Length [m]	6.2	7.6	7.5	7.5	7.6	7.9	7.8



- [] Ranking at each section and finish
- :-:- No data available at this section
- NA No data available

Horse/Jockey Name	ROZEL
Finish Rank	4
Fastest Section Time (Section)	0:10.85 (L400)
Top Speed [km/h] (Section)	67.7 (L400)
Race State	Finished



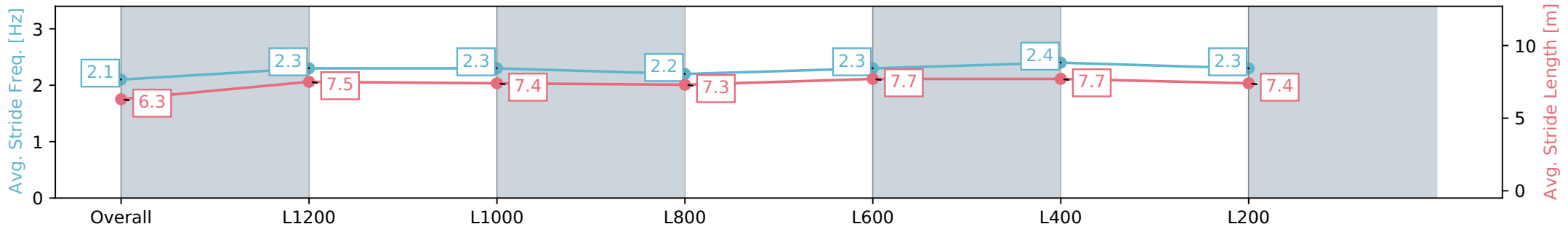
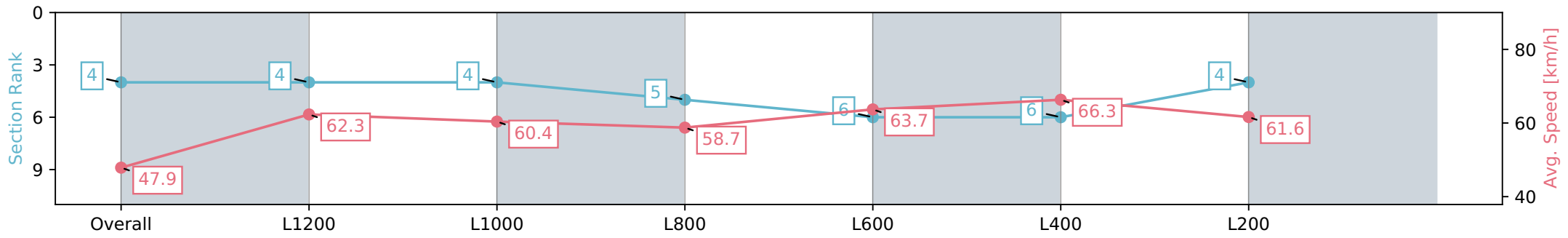
Pukekohe Park NZ - Professional
 Race 1: ENTAIN - NZB INSURANCE PEARL SERIES RACE - 1400m



21 February 2024 - 2:46PM

Track Rating: Soft 5, Weather: Overcast, Rail Position: True

Section	Overall	L1200	L1000	L800	L600	L400	L200
Section Times	1:25.16 [4] (0:15.02)	1:10.14 [4] (0:11.56)	0:58.58 [4] (0:12.10)	0:46.48 [5] (0:12.47)	0:34.01 [6] (0:11.47)	0:22.54 [6] (0:10.85)	0:11.69 [4] (0:11.69)
Average Speed [km/h]	47.9	62.3	60.4	58.7	63.7	66.3	61.6
Top Speed [km/h]	62.4	63.7	62.9	60.3	66.8	67.7	64.8
Avg. Dist. to Rail [m]	2.2	0.9	2.6	3.1	3.3	6.7	8.2
Avg. Stride Freq. [Hz]	2.1	2.3	2.3	2.2	2.3	2.4	2.3
Avg. Stride Length [m]	6.3	7.5	7.4	7.3	7.7	7.7	7.4



- [] Ranking at each section and finish
- :-:- No data available at this section
- NA No data available

Horse/Jockey Name	SANDOKU
Finish Rank	5
Fastest Section Time (Section)	0:10.93 (L400)
Top Speed [km/h] (Section)	68.4 (L400)
Race State	Finished



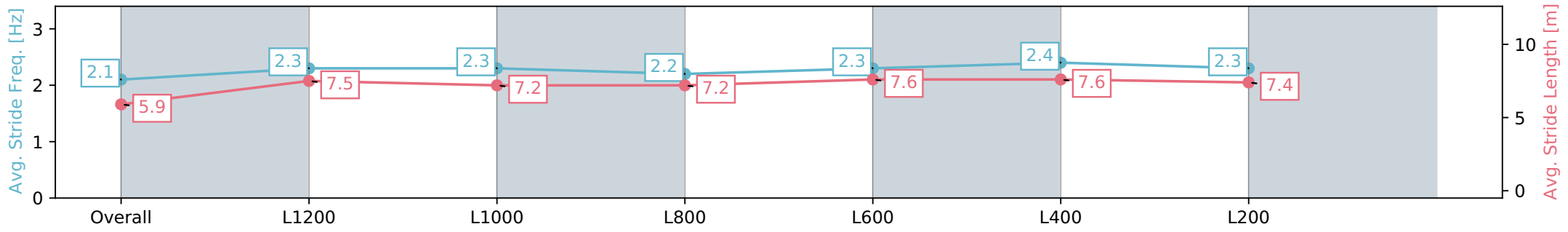
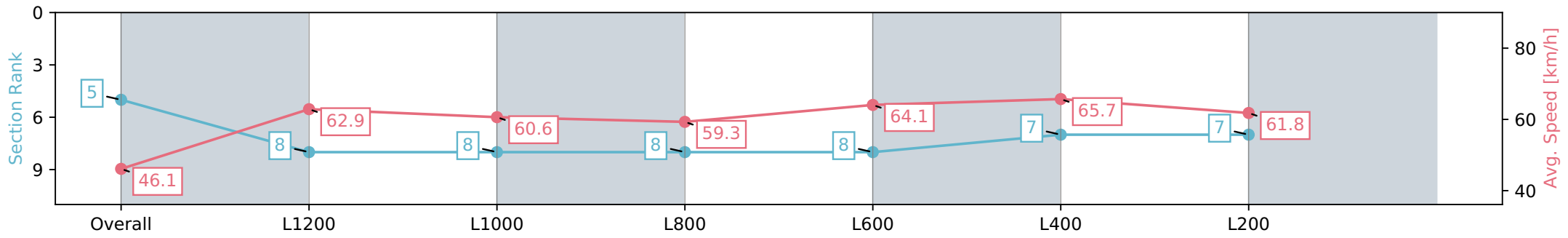
Pukekohe Park NZ - Professional
 Race 1: ENTAIN - NZB INSURANCE PEARL SERIES RACE - 1400m



21 February 2024 - 2:46PM

Track Rating: Soft 5, Weather: Overcast, Rail Position: True

Section	Overall	L1200	L1000	L800	L600	L400	L200
Section Times	1:25.33 [5] (0:15.64)	1:09.69 [8] (0:11.42)	0:58.27 [8] (0:12.00)	0:46.27 [8] (0:12.28)	0:33.99 [8] (0:11.38)	0:22.61 [7] (0:10.93)	0:11.68 [7] (0:11.68)
Average Speed [km/h]	46.1	62.9	60.6	59.3	64.1	65.7	61.8
Top Speed [km/h]	62.3	63.9	62.8	60.7	68.0	68.4	62.5
Avg. Dist. to Rail [m]	4.4	1.4	1.7	1.8	2.9	3.0	3.8
Avg. Stride Freq. [Hz]	2.1	2.3	2.3	2.2	2.3	2.4	2.3
Avg. Stride Length [m]	5.9	7.5	7.2	7.2	7.6	7.6	7.4



- [] Ranking at each section and finish
- :-:- No data available at this section
- NA No data available

Horse/Jockey Name	QUINTAIN
Finish Rank	6
Fastest Section Time (Section)	0:11.35 (L400)
Top Speed [km/h] (Section)	64.9 (L400)
Race State	Finished



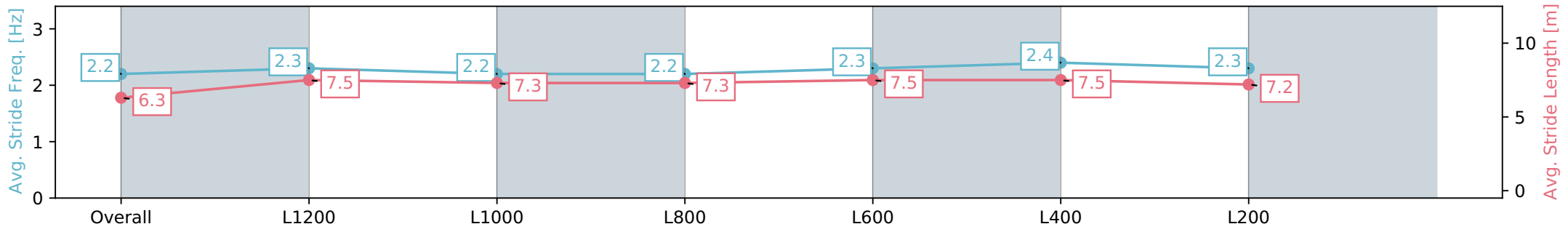
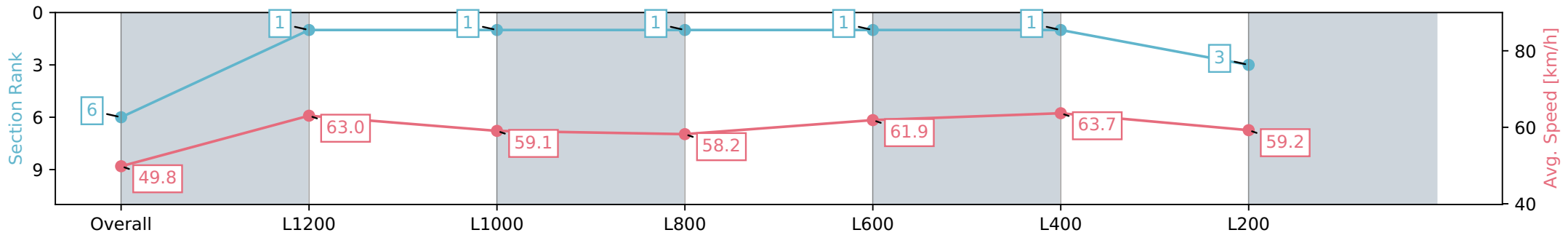
Pukekohe Park NZ - Professional
 Race 1: ENTAIN - NZB INSURANCE PEARL SERIES RACE - 1400m



21 February 2024 - 2:46PM

Track Rating: Soft 5, Weather: Overcast, Rail Position: True

Section	Overall	L1200	L1000	L800	L600	L400	L200
Section Times	1:25.56 [6] (0:14.49)	1:11.07 [1] (0:11.44)	0:59.63 [1] (0:12.12)	0:47.51 [1] (0:12.37)	0:35.14 [1] (0:11.68)	0:23.46 [1] (0:11.35)	0:12.11 [3] (0:12.11)
Average Speed [km/h]	49.8	63.0	59.1	58.2	61.9	63.7	59.2
Top Speed [km/h]	62.9	64.0	62.2	59.8	64.8	64.9	61.5
Avg. Dist. to Rail [m]	2.4	0.9	0.8	0.5	1.9	2.6	3.0
Avg. Stride Freq. [Hz]	2.2	2.3	2.2	2.2	2.3	2.4	2.3
Avg. Stride Length [m]	6.3	7.5	7.3	7.3	7.5	7.5	7.2



- [] Ranking at each section and finish
- :-:- No data available at this section
- NA No data available

Horse/Jockey Name	COSELLI
Finish Rank	7
Fastest Section Time (Section)	0:11.20 (L400)
Top Speed [km/h] (Section)	66.0 (L600)
Race State	Finished



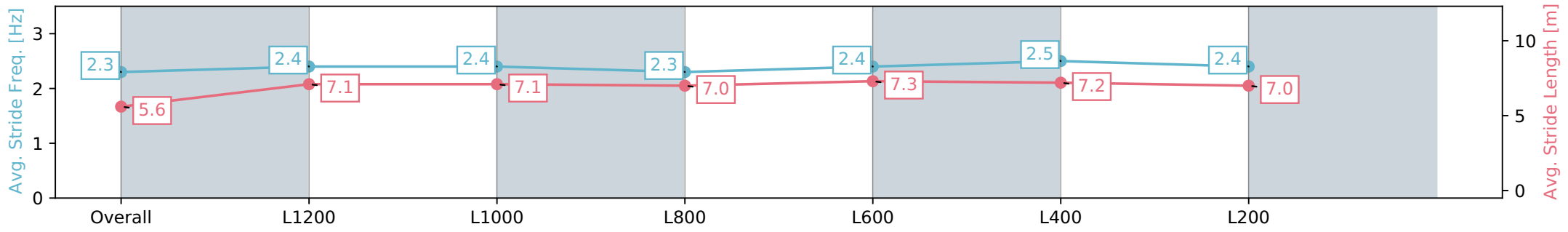
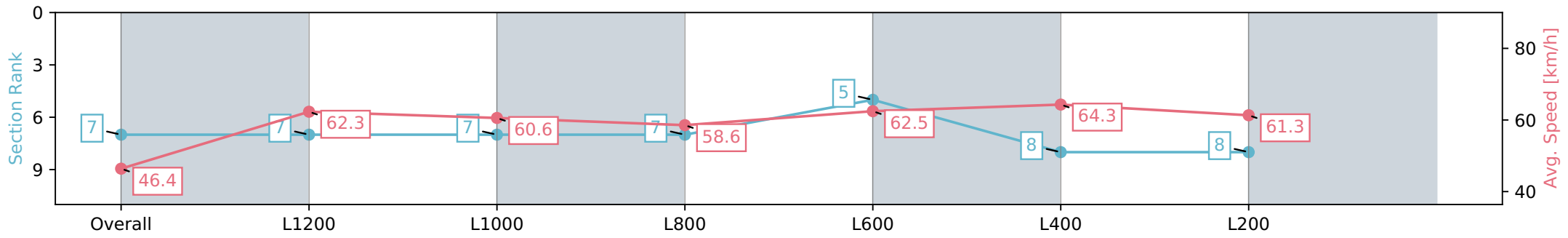
Pukekohe Park NZ - Professional
 Race 1: ENTAIN - NZB INSURANCE PEARL SERIES RACE - 1400m



21 February 2024 - 2:46PM

Track Rating: Soft 5, Weather: Overcast, Rail Position: True

Section	Overall	L1200	L1000	L800	L600	L400	L200
Section Times	1:25.66 [7] (0:15.46)	1:10.20 [7] (0:11.57)	0:58.62 [7] (0:11.83)	0:46.79 [7] (0:12.27)	0:34.52 [5] (0:11.59)	0:22.93 [8] (0:11.20)	0:11.73 [8] (0:11.73)
Average Speed [km/h]	46.4	62.3	60.6	58.6	62.5	64.3	61.3
Top Speed [km/h]	62.1	63.2	62.5	60.5	66.0	65.8	63.4
Avg. Dist. to Rail [m]	0.7	0.6	0.8	0.5	1.7	4.0	6.2
Avg. Stride Freq. [Hz]	2.3	2.4	2.4	2.3	2.4	2.5	2.4
Avg. Stride Length [m]	5.6	7.1	7.1	7.0	7.3	7.2	7.0



- [] Ranking at each section and finish
- :-:- No data available at this section
- NA No data available

Horse/Jockey Name	RICHIE'S DREAM
Finish Rank	8
Fastest Section Time (Section)	0:11.43 (L1200)
Top Speed [km/h] (Section)	64.7 (L400)
Race State	Finished



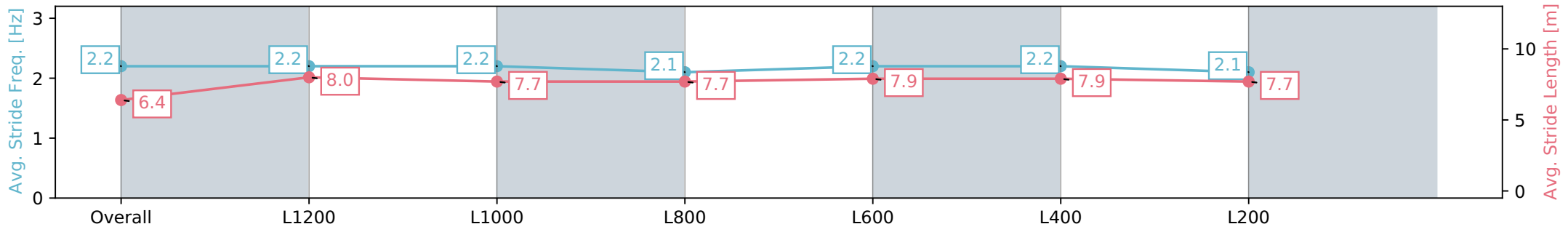
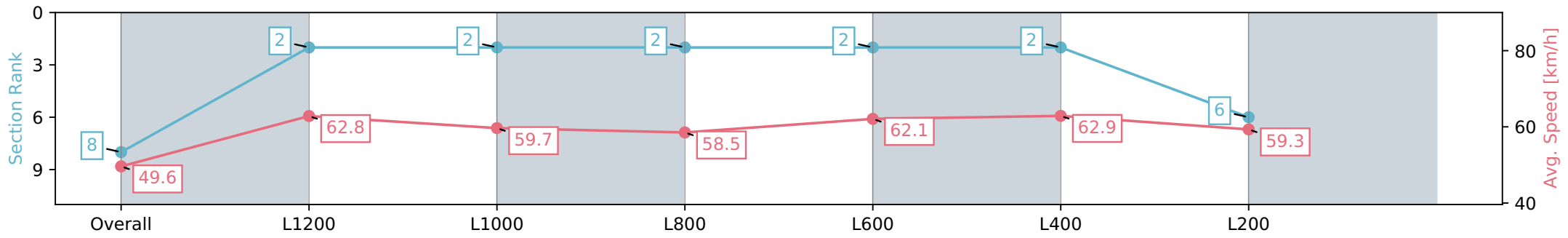
Pukekohe Park NZ - Professional
Race 1: ENTAIN - NZB INSURANCE PEARL SERIES RACE - 1400m



21 February 2024 - 2:46PM

Track Rating: Soft 5, Weather: Overcast, Rail Position: True

Section	Overall	L1200	L1000	L800	L600	L400	L200
Section Times	1:25.71 [8] (0:14.53)	1:11.18 [2] (0:11.43)	0:59.75 [2] (0:12.11)	0:47.64 [2] (0:12.36)	0:35.28 [2] (0:11.70)	0:23.58 [2] (0:11.46)	0:12.12 [6] (0:12.12)
Average Speed [km/h]	49.6	62.8	59.7	58.5	62.1	62.9	59.3
Top Speed [km/h]	63.3	63.8	62.4	59.6	64.0	64.7	60.6
Avg. Dist. to Rail [m]	3.9	0.3	0.4	0.7	2.8	4.2	5.5
Avg. Stride Freq. [Hz]	2.2	2.2	2.2	2.1	2.2	2.2	2.1
Avg. Stride Length [m]	6.4	8.0	7.7	7.7	7.9	7.9	7.7



- [] Ranking at each section and finish
- :-:- No data available at this section
- NA No data available