

Pukekohe Park NZ
Race 9: RICH HILL MILE - 1600m
01 January 2024 - 4:52PM

Track Rating: Heavy 8, Weather: Overcast, Rail Position: +3m

Section							Overall	L1400	L1200	L1000	L800	L600		
Field Times							1:35.93 (0:14.31)	1:21.62 (0:11.27)	1:10.35 (0:11.28)	0:59.06 (0:11.76)	0:47.30 (0:12.00)	0:35.30 (0:11.67)		
Position	#	Horse/Jockey	Barrier	Top Speed [km/h]	Fastest Section	First 400m							From Winner [m]	
1	1	HABANA Warren Kennedy	10	65.9 400-200	0:11.13 400-200	0:26.66	1:35.94 (0:14.96)	1:20.98 [7] (0:11.70)	1:09.28 [8] (0:11.46)	0:57.82 [8] (0:11.70)	0:46.12 [9] (0:11.56)	0:34.55 [9] (0:11.63)		
2	10	SAINT BATHANS Ulrika Holmquist	11	65.4 600-400	0:11.27 1200-1000	0:26.07	1:35.95 (0:14.70)	1:21.25 [5] (0:11.37)	1:09.88 [4] (0:11.27)	0:58.61 [4] (0:11.50)	0:47.11 [3] (0:11.97)	0:35.14 [3] (0:11.49)	-1	
3	3	EL VENCEDOR James Doyle	7	66.7 600-400	0:11.33 1200-1000	0:25.82	1:36.06 (0:14.46)	1:21.60 [3] (0:11.36)	1:10.24 [2] (0:11.33)	0:58.91 [2] (0:11.70)	0:47.21 [4] (0:12.03)	0:35.18 [4] (0:11.63)	-4	
4	13	ARBY Ashvin Goindasamy	5	65.8 600-400	0:11.25 600-400	0:27.16	1:36.25 (0:15.32)	1:20.93 [11] (0:11.84)	1:09.09 [11] (0:11.34)	0:57.75 [11] (0:11.60)	0:46.15 [11] (0:11.42)	0:34.73 [10] (0:11.25)	-10	
5	12	DUSTY ROAD Tegan Newman	13	64.5 1200-1000	0:11.31 1200-1000	0:25.89	1:36.26 (0:14.35)	1:21.91 [2] (0:11.54)	1:10.37 [3] (0:11.31)	0:59.06 [3] (0:11.57)	0:47.48 [2] (0:11.90)	0:35.57 [2] (0:11.73)	-4	
6	6	COGNITO Niranjan Parmar	12	66.2 600-400	0:11.31 1200-1000	0:27.09	1:36.27 (0:15.30)	1:20.97 [10] (0:11.79)	1:09.18 [10] (0:11.31)	0:57.87 [10] (0:11.59)	0:46.28 [10] (0:11.57)	0:34.70 [11] (0:11.35)	+0	
7	7	UDERZO Masahiro Hashizume	4	65.1 400-200	0:11.33 1200-1000	0:26.83	1:36.31 (0:15.14)	1:21.17 [9] (0:11.69)	1:09.48 [9] (0:11.33)	0:58.15 [9] (0:11.51)	0:46.64 [8] (0:11.48)	0:35.16 [7] (0:11.53)	-6	
8	2	RIODINI Jason Collett	2	65.7 1400-1200	0:11.41 1200-1000	0:26.39	1:36.44 (0:14.93)	1:21.51 [6] (0:11.46)	1:10.05 [7] (0:11.41)	0:58.64 [7] (0:11.57)	0:47.06 [7] (0:11.69)	0:35.37 [5] (0:11.64)	-10	
9	4	ZECORA Lynsey Satherley	8	66.1 1400-1200	0:11.28 1400-1200	0:26.30	1:36.73 (0:15.02)	1:21.71 [8] (0:11.28)	1:10.43 [5] (0:11.35)	0:59.08 [5] (0:11.53)	0:47.55 [5] (0:11.97)	0:35.57 [6] (0:11.50)	+1	

Pukekohe Park NZ
Race 9: RICH HILL MILE - 1600m
01 January 2024 - 4:52PM

Track Rating: Heavy 8, Weather: Overcast, Rail Position: +3m

Section							Overall	L1400	L1200	L1000	L800	L600		
Field Times							1:35.93 (0:14.31)	1:21.62 (0:11.27)	1:10.35 (0:11.28)	0:59.06 (0:11.76)	0:47.30 (0:12.00)	0:35.30 (0:11.67)		
Position	#	Horse/Jockey	Barrier	Top Speed [km/h]	Fastest Section	First 400m								From Winner [m]
11	11	WESSEX	9	65.0	0:11.27	0:25.57	1:37.44 (0:14.31)	1:23.13 [1] (0:11.27)	1:11.86 [1] (0:11.28)	1:00.56 [1] (0:11.76)	0:48.81 [1] (0:12.00)	0:36.81 [1] (0:11.80)		-6
		Kazuya Asano		1200-1000	1400-1200									
12	5	ARIS ARIS	3	64.7	0:11.39	0:26.33	1:37.56 (0:14.66)	1:22.91 [4] (0:11.67)	1:11.24 [6] (0:11.39)	0:59.85 [6] (0:11.60)	0:48.25 [6] (0:11.87)	0:36.38 [8] (0:11.64)		+0
		Matthew Cameron		1400-1200	1200-1000									

Scratched: Monza (#8)

Pukekohe Park NZ
Race 9: RICH HILL MILE - 1600m
01 January 2024 - 4:52PM

Track Rating: Heavy 8, Weather: Overcast, Rail Position: +3m

Section							L400	L200					
Field Times							0:23.63 (0:11.39)	0:12.24 (0:12.24)					
Position	#	Horse/Jockey	Barrier	Top Speed [km/h]	Fastest Section	First 400m	Margin	From Winner [m]					
1	1	HABANA Warren Kennedy	10	65.9 400-200	0:11.13 400-200	0:26.66	0:22.92 [11] (0:11.13)	0:11.79 [7] (0:11.79)	1:35.94				
2	10	SAINT BATHANS Ulrika Holmquist	11	65.4 600-400	0:11.27 1200-1000	0:26.07	0:23.65 [1] (0:11.39)	0:12.26 [1] (0:12.26)	0.1L				-1
3	3	EL VENCEDOR James Doyle	7	66.7 600-400	0:11.33 1200-1000	0:25.82	0:23.55 [4] (0:11.42)	0:12.13 [2] (0:12.13)	0.8L				-4
4	13	ARBY Ashvin Goindasamy	5	65.8 600-400	0:11.25 600-400	0:27.16	0:23.48 [8] (0:11.38)	0:12.10 [6] (0:12.10)	2.1L				-10
5	12	DUSTY ROAD Tegan Newman	13	64.5 1200-1000	0:11.31 1200-1000	0:25.89	0:23.85 [2] (0:11.54)	0:12.31 [3] (0:12.31)	2.1L				-4
6	6	COGNITO Niranjan Parmar	12	66.2 600-400	0:11.31 1200-1000	0:27.09	0:23.35 [10] (0:11.32)	0:12.03 [9] (0:12.03)	2.2L				+0
7	7	UDERZO Masahiro Hashizume	4	65.1 400-200	0:11.33 1200-1000	0:26.83	0:23.63 [6] (0:11.38)	0:12.25 [4] (0:12.25)	2.5L				-6
8	2	RIODINI Jason Collett	2	65.7 1400-1200	0:11.41 1200-1000	0:26.39	0:23.73 [7] (0:11.43)	0:12.30 [5] (0:12.30)	3.3L				-10
9	4	ZECORA Lynsey Satherley	8	66.1 1400-1200	0:11.28 1400-1200	0:26.30	0:24.08 [5] (0:11.56)	0:12.52 [8] (0:12.52)	5.3L				+1
10	9	LINGJUN XIONGFENG Bill Jacobson	1	66.6 400-200	0:11.15 1200-1000	0:27.51	0:23.82 [12] (0:11.39)	0:12.43 [12] (0:12.43)	7.6L				

Pukekohe Park NZ
Race 9: RICH HILL MILE - 1600m
01 January 2024 - 4:52PM

Track Rating: Heavy 8, Weather: Overcast, Rail Position: +3m

Section		Field Times												
Position	#	Horse/Jockey	Barrier	Top Speed [km/h]	Fastest Section	First 400m	L400 0:23.63 (0:11.39)	L200 0:12.24 (0:12.24)	Margin					From Winner [m]
11	11	WESSEX	9	65.0	0:11.27	0:25.57	0:25.01 [3]	0:13.02 [10]	10.0L					-6
		Kazuya Asano		1200-1000	1400-1200		(0:11.99)	(0:13.02)						
12	5	ARIS ARIS	3	64.7	0:11.39	0:26.33	0:24.74 [9]	0:13.03 [11]	10.9L					+0
		Matthew Cameron		1400-1200	1200-1000		(0:11.71)	(0:13.03)						

Scratched: Monza (#8)

Horse/Jockey Name	HABANA
Finish Rank	1
Fastest Section	0:11.13 (L400)
Top Speed [km/h] (Section)	65.9 (L400)
Race State	Finished



Pukekohe Park NZ - Professional

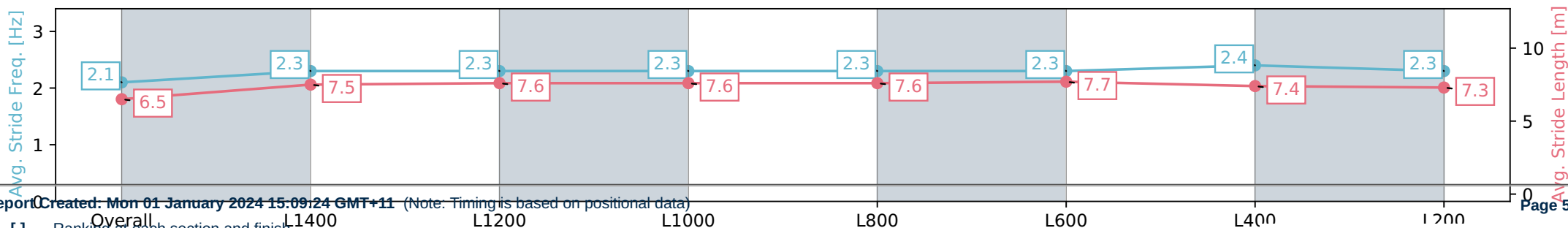
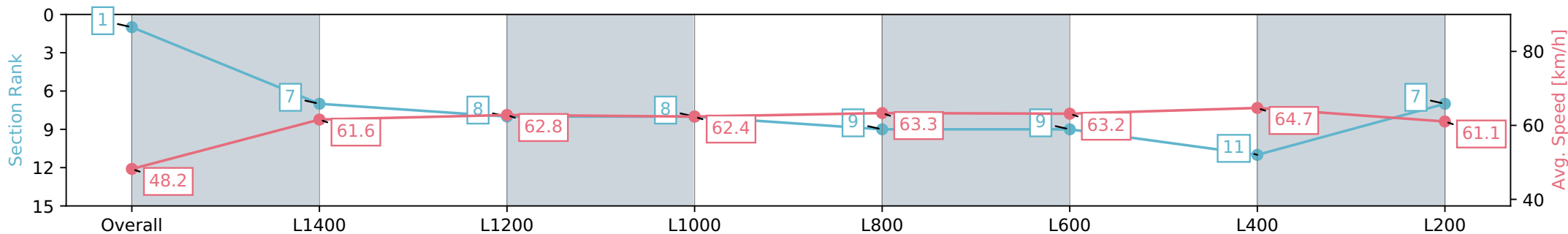
Race 9: RICH HILL MILE - 1600m

01 January 2024 - 4:52PM

Track Rating: Heavy 8, Weather: Overcast, Rail Position: +3m



Section	Overall	L1400	L1200	L1000	L800	L600	L400	L200
Section Times	1:35.94 [1] (0:14.96)	1:20.98 [7] (0:11.70)	1:09.28 [8] (0:11.46)	0:57.82 [8] (0:11.70)	0:46.12 [9] (0:11.56)	0:34.55 [9] (0:11.63)	0:22.92 [11] (0:11.13)	0:11.79 [7] (0:11.79)
Average Speed [km/h]	48.2	61.6	62.8	62.4	63.3	63.2	64.7	61.1
Top Speed [km/h]	60.6	65.0	65.0	64.2	64.5	65.2	65.9	63.5
Avg. Dist. to Rail [m]	6.8	1.5	1.4	2.3	3.6	4.3	7.2	5.9
Avg. Stride Freq. [Hz]	2.1	2.3	2.3	2.3	2.3	2.3	2.4	2.3
Avg. Stride Length [m]	6.5	7.5	7.6	7.6	7.6	7.7	7.4	7.3



Report Created: Mon 01 January 2024 15:09:24 GMT+11 (Note: Timing is based on positional data)

- [] Ranking at each section and finish
- :-:- No data available at this section
- NA No data available

Horse/Jockey Name	SAINT BATHANS
Finish Rank	2
Fastest Section	0:11.27 (L1200)
Top Speed [km/h] (Section)	65.4 (L600)
Race State	Finished

AUCKLAND
THOROUGHBRED
RACING
SINCE 1874

Pukekohe Park NZ - Professional

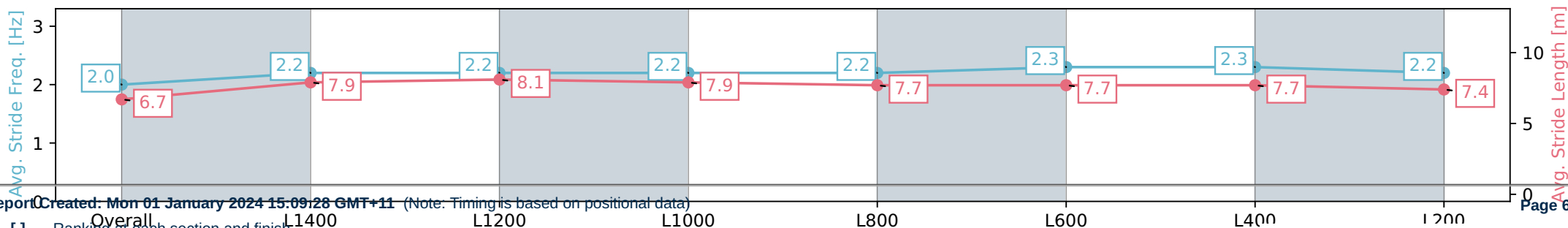
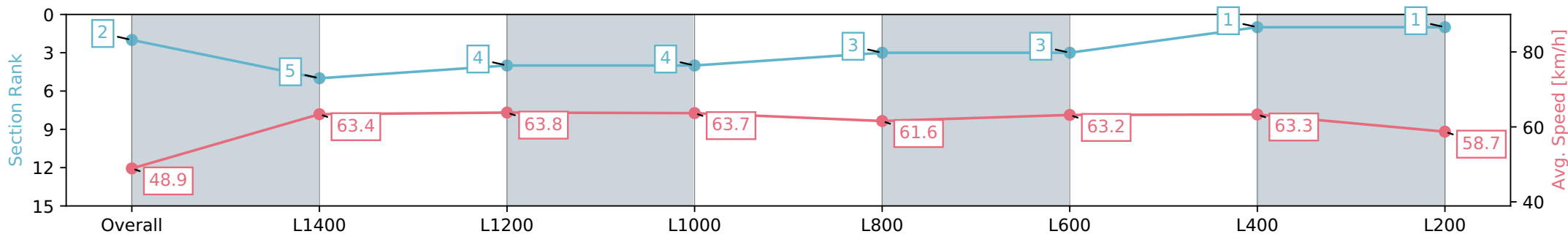
Race 9: RICH HILL MILE - 1600m

01 January 2024 - 4:52PM

Track Rating: Heavy 8, Weather: Overcast, Rail Position: +3m

PUKEKOHE
PARK

Section	Overall	L1400	L1200	L1000	L800	L600	L400	L200
Section Times	1:35.95 [2] (0:14.70)	1:21.25 [5] (0:11.37)	1:09.88 [4] (0:11.27)	0:58.61 [4] (0:11.50)	0:47.11 [3] (0:11.97)	0:35.14 [3] (0:11.49)	0:23.65 [1] (0:11.39)	0:12.26 [1] (0:12.26)
Average Speed [km/h]	48.9	63.4	63.8	63.7	61.6	63.2	63.3	58.7
Top Speed [km/h]	63.7	64.3	64.1	64.5	62.3	65.4	64.7	62.3
Avg. Dist. to Rail [m]	7.3	2.1	2.2	3.0	3.7	3.3	4.4	3.6
Avg. Stride Freq. [Hz]	2.0	2.2	2.2	2.2	2.2	2.3	2.3	2.2
Avg. Stride Length [m]	6.7	7.9	8.1	7.9	7.7	7.7	7.7	7.4



Report Created: Mon 01 January 2024 15:09:28 GMT+11 (Note: Timing is based on positional data)

- [] Ranking at each section and finish
- .-.- No data available at this section
- NA No data available

Horse/Jockey Name	EL VENCEDOR
Finish Rank	3
Fastest Section	0:11.33 (L1200)
Top Speed [km/h] (Section)	66.7 (L600)
Race State	Finished

AUCKLAND
THOROUGHBRED
RACING
SINCE 1874

Pukekohe Park NZ - Professional

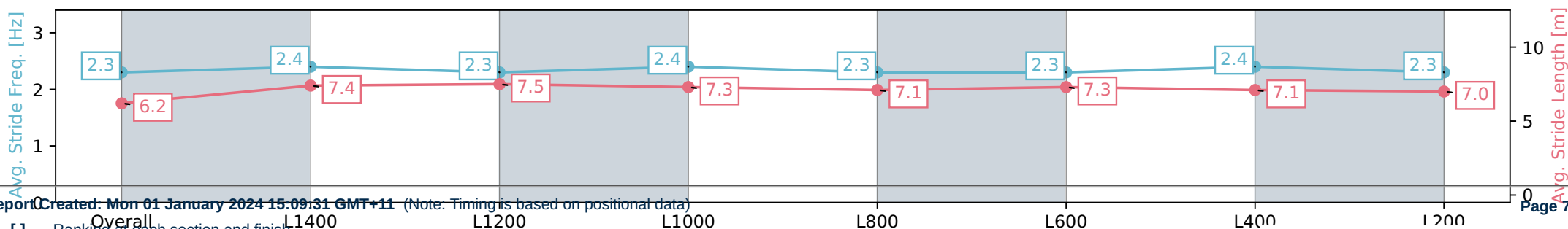
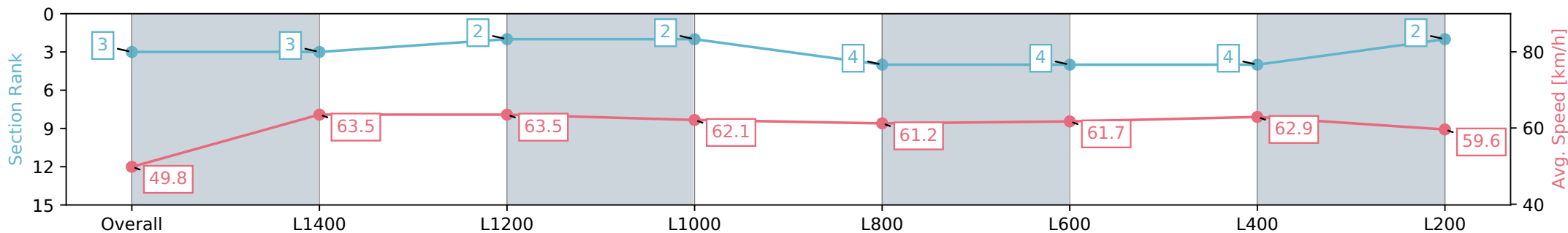
Race 9: RICH HILL MILE - 1600m

01 January 2024 - 4:52PM

Track Rating: Heavy 8, Weather: Overcast, Rail Position: +3m

PUKEKOHE
PARK

Section	Overall	L1400	L1200	L1000	L800	L600	L400	L200
Section Times	1:36.06 [3] (0:14.46)	1:21.60 [3] (0:11.36)	1:10.24 [2] (0:11.33)	0:58.91 [2] (0:11.70)	0:47.21 [4] (0:12.03)	0:35.18 [4] (0:11.63)	0:23.55 [4] (0:11.42)	0:12.13 [2] (0:12.13)
Average Speed [km/h]	49.8	63.5	63.5	62.1	61.2	61.7	62.9	59.6
Top Speed [km/h]	61.6	65.7	64.1	64.0	63.6	66.7	64.5	61.6
Avg. Dist. to Rail [m]	2.6	0.3	0.5	2.2	3.1	1.0	1.3	2.0
Avg. Stride Freq. [Hz]	2.3	2.4	2.3	2.4	2.3	2.3	2.4	2.3
Avg. Stride Length [m]	6.2	7.4	7.5	7.3	7.1	7.3	7.1	7.0



Report Created: Mon 01 January 2024 15:09:31 GMT+11 (Note: Timing is based on positional data)

- [] Ranking at each section and finish
- .-.- No data available at this section
- NA No data available

Horse/Jockey Name	ARBY
Finish Rank	4
Fastest Section	0:11.25 (L600)
Top Speed [km/h] (Section)	65.8 (L600)
Race State	Finished

AUCKLAND
THOROUGHBRED
RACING
SINCE 1874

Pukekohe Park NZ - Professional

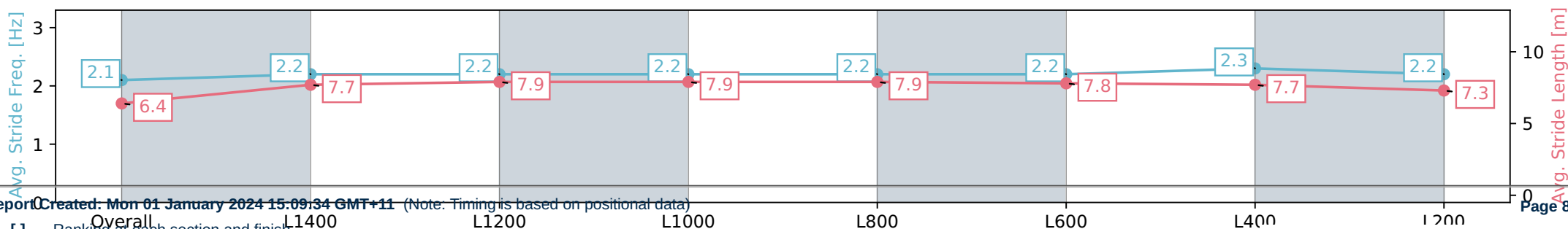
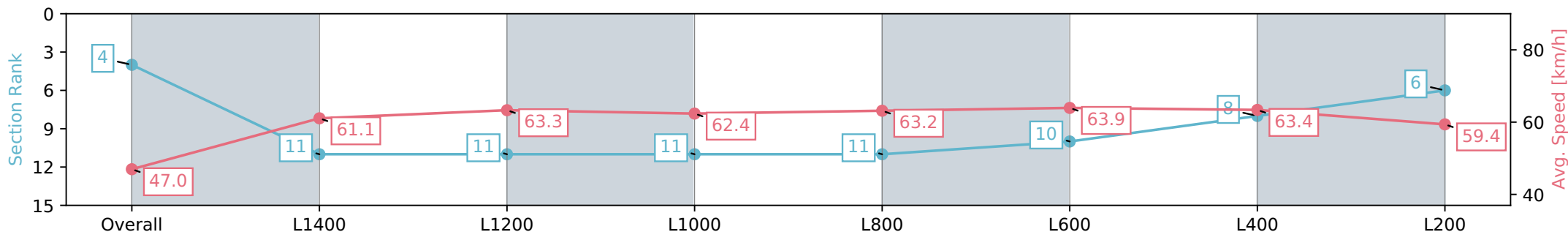
Race 9: RICH HILL MILE - 1600m

01 January 2024 - 4:52PM

Track Rating: Heavy 8, Weather: Overcast, Rail Position: +3m

PUKEKOHE
PARK

Section	Overall	L1400	L1200	L1000	L800	L600	L400	L200
Section Times	1:36.25 [4] (0:15.32)	1:20.93 [11] (0:11.84)	1:09.09 [11] (0:11.34)	0:57.75 [11] (0:11.60)	0:46.15 [11] (0:11.42)	0:34.73 [10] (0:11.25)	0:23.48 [8] (0:11.38)	0:12.10 [6] (0:12.10)
Average Speed [km/h]	47.0	61.1	63.3	62.4	63.2	63.9	63.4	59.4
Top Speed [km/h]	59.3	64.1	64.4	63.4	65.0	65.8	64.5	62.2
Avg. Dist. to Rail [m]	1.2	0.7	1.0	0.7	0.4	0.8	2.1	2.4
Avg. Stride Freq. [Hz]	2.1	2.2	2.2	2.2	2.2	2.2	2.3	2.2
Avg. Stride Length [m]	6.4	7.7	7.9	7.9	7.9	7.8	7.7	7.3



Report Created: Mon 01 January 2024 15:09:34 GMT+11 (Note: Timing is based on positional data)

- [] Ranking at each section and finish
- :-:- No data available at this section
- NA No data available

Horse/Jockey Name	DUSTY ROAD
Finish Rank	5
Fastest Section	0:11.31 (L1200)
Top Speed [km/h] (Section)	64.5 (L1200)
Race State	Finished



Pukekohe Park NZ - Professional

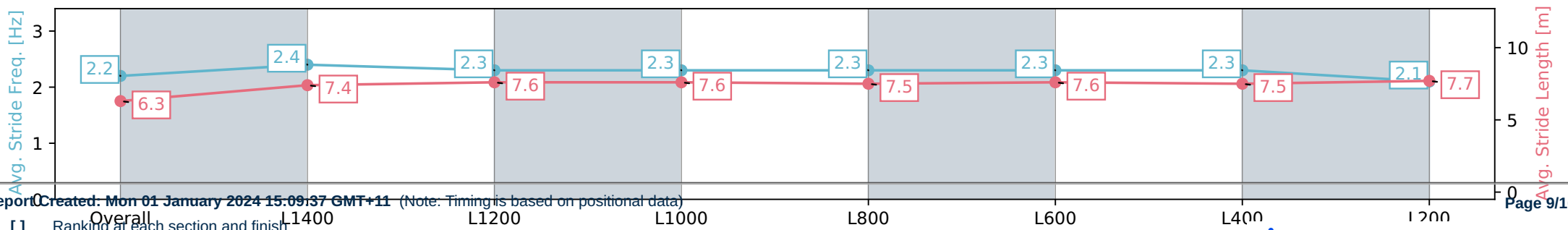
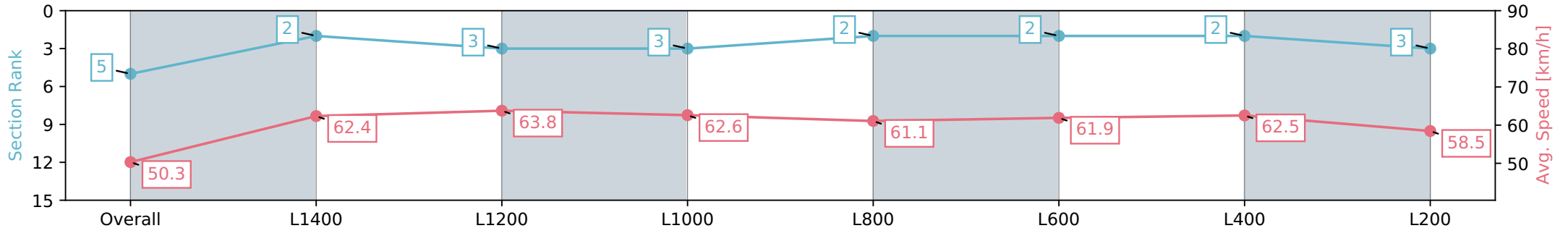
Race 9: RICH HILL MILE - 1600m

01 January 2024 - 4:52PM

Track Rating: Heavy 8, Weather: Overcast, Rail Position: +3m



Section	Overall	L1400	L1200	L1000	L800	L600	L400	L200
Section Times	1:36.26 [5] (0:14.35)	1:21.91 [2] (0:11.54)	1:10.37 [3] (0:11.31)	0:59.06 [3] (0:11.57)	0:47.48 [2] (0:11.90)	0:35.57 [2] (0:11.73)	0:23.85 [2] (0:11.54)	0:12.31 [3] (0:12.31)
Average Speed [km/h]	50.3	62.4	63.8	62.6	61.1	61.9	62.5	58.5
Top Speed [km/h]	62.9	63.5	64.5	64.2	62.2	63.9	63.9	60.1
Avg. Dist. to Rail [m]	9.3	2.1	1.6	1.5	1.7	2.8	3.6	3.5
Avg. Stride Freq. [Hz]	2.2	2.4	2.3	2.3	2.3	2.3	2.3	2.1
Avg. Stride Length [m]	6.3	7.4	7.6	7.6	7.5	7.6	7.5	7.7



Report Created: Mon 01 January 2024 15:09:37 GMT+11 (Note: Timing is based on positional data)

- [] Ranking at each section and finish
- :-:- No data available at this section
- NA No data available

Horse/Jockey Name	COGNITO
Finish Rank	6
Fastest Section	0:11.31 (L1200)
Top Speed [km/h] (Section)	66.2 (L600)
Race State	Finished

AUCKLAND
THOROUGHBRED
RACING
SINCE 1874

Pukekohe Park NZ - Professional

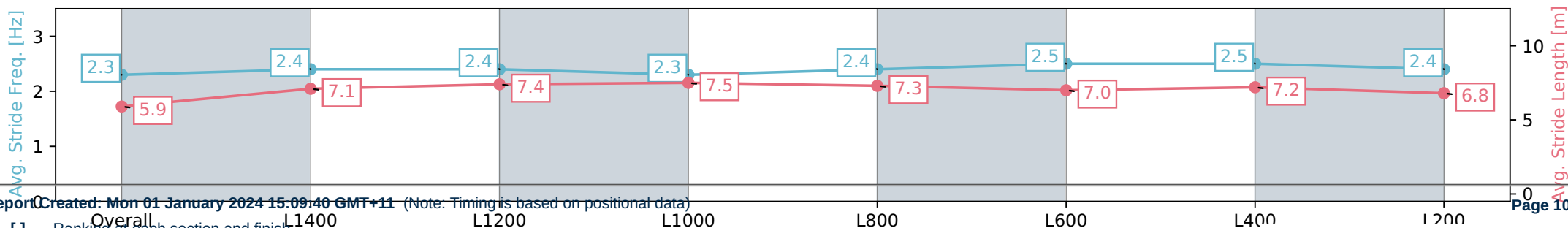
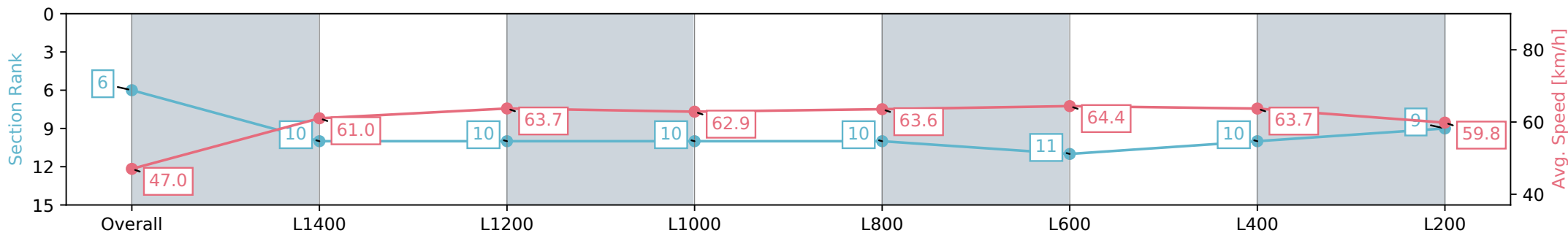
Race 9: RICH HILL MILE - 1600m

01 January 2024 - 4:52PM

Track Rating: Heavy 8, Weather: Overcast, Rail Position: +3m

PUKEKOHE
PARK

Section	Overall	L1400	L1200	L1000	L800	L600	L400	L200
Section Times	1:36.27 [6] (0:15.30)	1:20.97 [10] (0:11.79)	1:09.18 [10] (0:11.31)	0:57.87 [10] (0:11.59)	0:46.28 [10] (0:11.57)	0:34.70 [11] (0:11.35)	0:23.35 [10] (0:11.32)	0:12.03 [9] (0:12.03)
Average Speed [km/h]	47.0	61.0	63.7	62.9	63.6	64.4	63.7	59.8
Top Speed [km/h]	60.5	63.7	65.0	64.7	65.3	66.2	64.9	62.8
Avg. Dist. to Rail [m]	7.2	2.8	2.0	2.3	3.7	4.2	7.4	7.6
Avg. Stride Freq. [Hz]	2.3	2.4	2.4	2.3	2.4	2.5	2.5	2.4
Avg. Stride Length [m]	5.9	7.1	7.4	7.5	7.3	7.0	7.2	6.8



Report Created: Mon 01 January 2024 15:09:40 GMT+11 (Note: Timing is based on positional data)

- [] Ranking at each section and finish
- :-:- No data available at this section
- NA No data available

Horse/Jockey Name	UDERZO
Finish Rank	7
Fastest Section	0:11.33 (L1200)
Top Speed [km/h] (Section)	65.1 (L400)
Race State	Finished

AUCKLAND
THOROUGHBRED
RACING
SINCE 1874

Pukekohe Park NZ - Professional

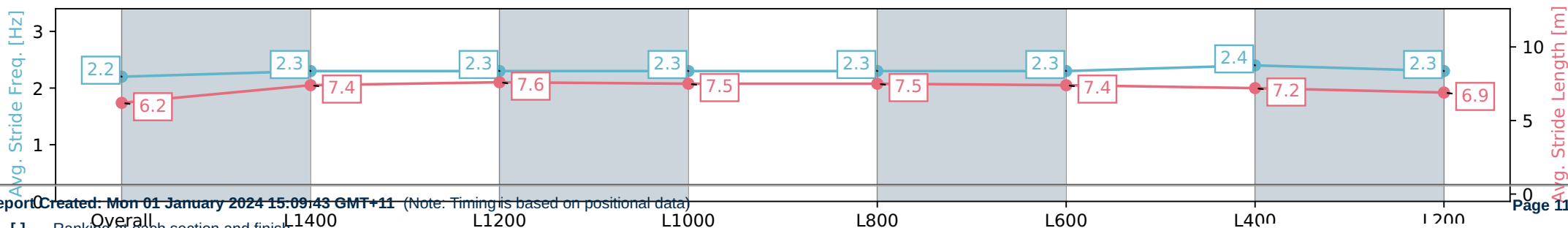
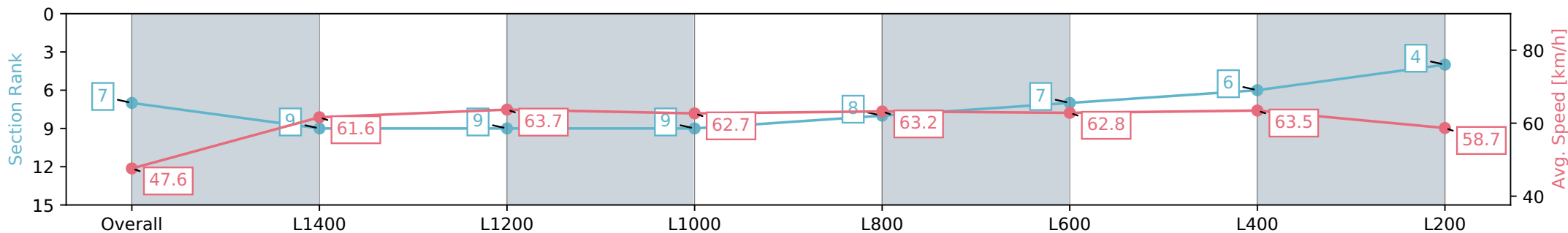
Race 9: RICH HILL MILE - 1600m

01 January 2024 - 4:52PM

Track Rating: Heavy 8, Weather: Overcast, Rail Position: +3m

PUKEKOHE
PARK

Section	Overall	L1400	L1200	L1000	L800	L600	L400	L200
Section Times	1:36.31 [7] (0:15.14)	1:21.17 [9] (0:11.69)	1:09.48 [9] (0:11.33)	0:58.15 [9] (0:11.51)	0:46.64 [8] (0:11.48)	0:35.16 [7] (0:11.53)	0:23.63 [6] (0:11.38)	0:12.25 [4] (0:12.25)
Average Speed [km/h]	47.6	61.6	63.7	62.7	63.2	62.8	63.5	58.7
Top Speed [km/h]	59.4	64.5	65.1	64.6	64.7	64.9	65.1	61.6
Avg. Dist. to Rail [m]	2.5	0.5	0.3	0.6	1.3	2.4	3.0	5.4
Avg. Stride Freq. [Hz]	2.2	2.3	2.3	2.3	2.3	2.3	2.4	2.3
Avg. Stride Length [m]	6.2	7.4	7.6	7.5	7.5	7.4	7.2	6.9



Report Created: Mon 01 January 2024 15:09:43 GMT+11 (Note: Timing is based on positional data)

- [] Ranking at each section and finish
- :-:- No data available at this section
- NA No data available

Horse/Jockey Name	RIODINI
Finish Rank	8
Fastest Section	0:11.41 (L1200)
Top Speed [km/h] (Section)	65.7 (L1400)
Race State	Finished

AUCKLAND
THOROUGHBRED
RACING
SINCE 1874

Pukekohe Park NZ - Professional

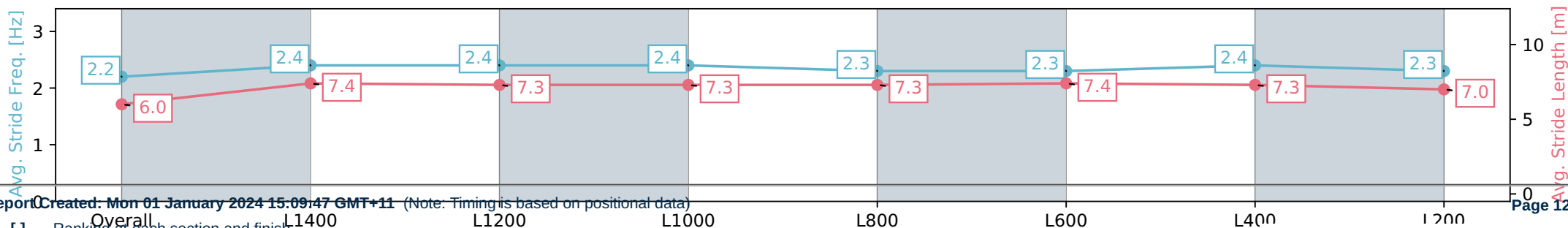
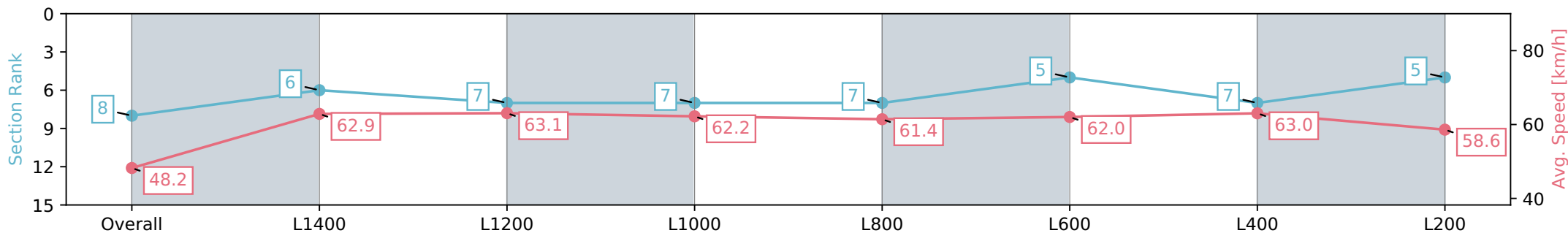
Race 9: RICH HILL MILE - 1600m

01 January 2024 - 4:52PM

Track Rating: Heavy 8, Weather: Overcast, Rail Position: +3m

PUKEKOHE
PARK

Section	Overall	L1400	L1200	L1000	L800	L600	L400	L200
Section Times	1:36.44 [8] (0:14.93)	1:21.51 [6] (0:11.46)	1:10.05 [7] (0:11.41)	0:58.64 [7] (0:11.57)	0:47.06 [7] (0:11.69)	0:35.37 [5] (0:11.64)	0:23.73 [7] (0:11.43)	0:12.30 [5] (0:12.30)
Average Speed [km/h]	48.2	62.9	63.1	62.2	61.4	62.0	63.0	58.6
Top Speed [km/h]	61.4	65.7	64.8	63.2	62.4	64.5	65.1	61.6
Avg. Dist. to Rail [m]	1.1	0.2	0.2	0.3	0.6	1.3	2.8	3.3
Avg. Stride Freq. [Hz]	2.2	2.4	2.4	2.4	2.3	2.3	2.4	2.3
Avg. Stride Length [m]	6.0	7.4	7.3	7.3	7.3	7.4	7.3	7.0



Report Created: Mon 01 January 2024 15:09:47 GMT+11 (Note: Timing is based on positional data)

- [] Ranking at each section and finish
- .-.- No data available at this section
- NA No data available

Horse/Jockey Name	ZECORA
Finish Rank	9
Fastest Section	0:11.28 (L1400)
Top Speed [km/h] (Section)	66.1 (L1400)
Race State	Finished



Pukekohe Park NZ - Professional

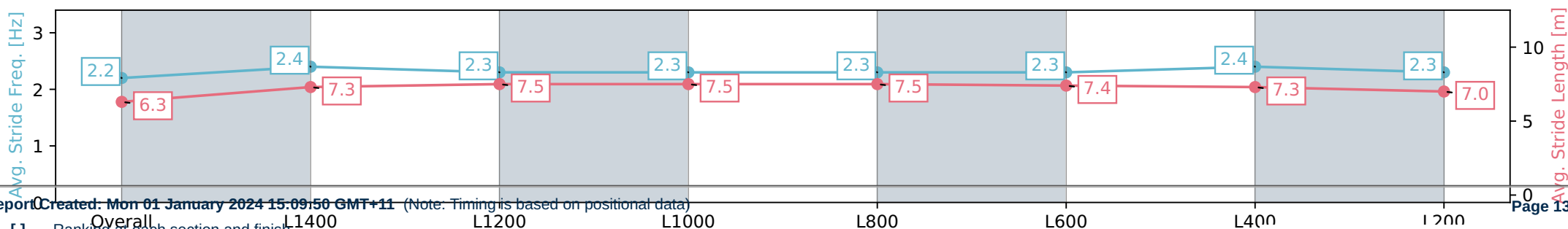
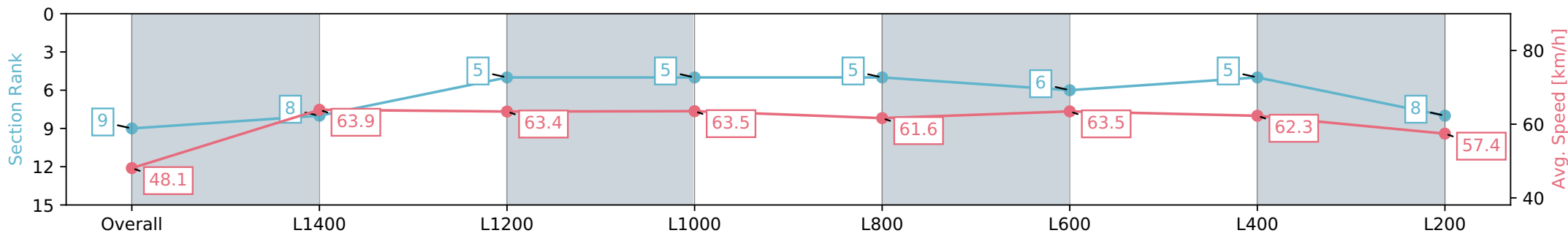
Race 9: RICH HILL MILE - 1600m

01 January 2024 - 4:52PM

Track Rating: Heavy 8, Weather: Overcast, Rail Position: +3m



Section	Overall	L1400	L1200	L1000	L800	L600	L400	L200
Section Times	1:36.73 [9] (0:15.02)	1:21.71 [8] (0:11.28)	1:10.43 [5] (0:11.35)	0:59.08 [5] (0:11.53)	0:47.55 [5] (0:11.97)	0:35.57 [6] (0:11.50)	0:24.08 [5] (0:11.56)	0:12.52 [8] (0:12.52)
Average Speed [km/h]	48.1	63.9	63.4	63.5	61.6	63.5	62.3	57.4
Top Speed [km/h]	61.2	66.1	64.4	65.2	62.6	65.5	64.8	60.8
Avg. Dist. to Rail [m]	5.1	2.1	2.7	3.3	4.4	3.0	4.6	4.2
Avg. Stride Freq. [Hz]	2.2	2.4	2.3	2.3	2.3	2.3	2.4	2.3
Avg. Stride Length [m]	6.3	7.3	7.5	7.5	7.5	7.4	7.3	7.0



Report Created: Mon 01 January 2024 15:09:50 GMT+11 (Note: Timing is based on positional data)

- [] Ranking at each section and finish
- :-:- No data available at this section
- NA No data available

Horse/Jockey Name	LINGJUN XIONGFENG
Finish Rank	10
Fastest Section	0:11.15 (L1200)
Top Speed [km/h] (Section)	66.6 (L400)
Race State	Finished

AUCKLAND
THOROUGHBRED
RACING
SINCE 1874

Pukekohe Park NZ - Professional

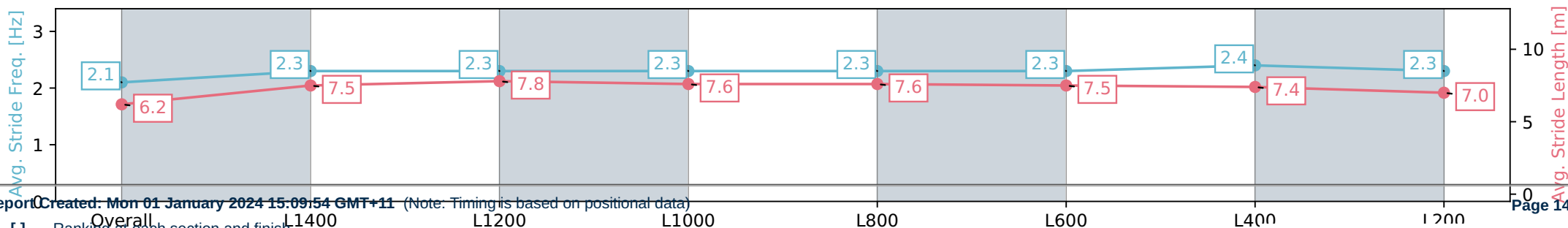
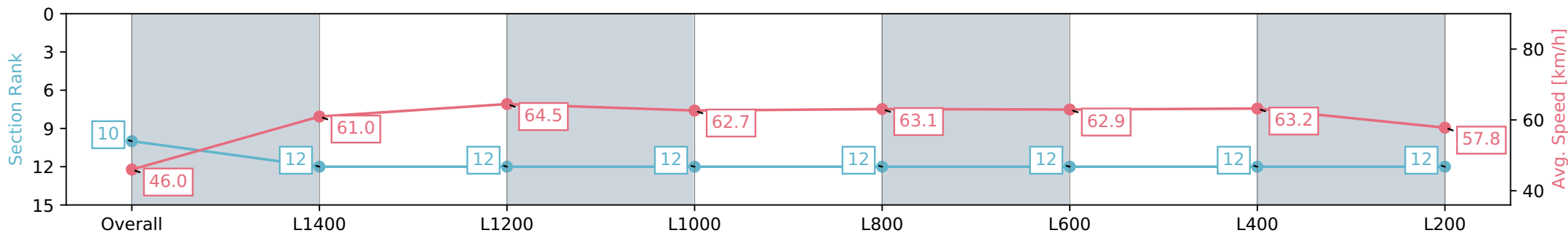
Race 9: RICH HILL MILE - 1600m

01 January 2024 - 4:52PM

Track Rating: Heavy 8, Weather: Overcast, Rail Position: +3m

PUKEKOHE
PARK

Section	Overall	L1400	L1200	L1000	L800	L600	L400	L200
Section Times	1:37.07 [10] (0:15.69)	1:21.38 [12] (0:11.82)	1:09.56 [12] (0:11.15)	0:58.41 [12] (0:11.55)	0:46.86 [12] (0:11.48)	0:35.38 [12] (0:11.56)	0:23.82 [12] (0:11.39)	0:12.43 [12] (0:12.43)
Average Speed [km/h]	46.0	61.0	64.5	62.7	63.1	62.9	63.2	57.8
Top Speed [km/h]	60.0	65.6	65.6	63.7	64.3	65.3	66.6	60.5
Avg. Dist. to Rail [m]	1.2	0.8	0.6	0.9	1.1	3.0	7.4	7.9
Avg. Stride Freq. [Hz]	2.1	2.3	2.3	2.3	2.3	2.3	2.4	2.3
Avg. Stride Length [m]	6.2	7.5	7.8	7.6	7.6	7.5	7.4	7.0



Report Created: Mon 01 January 2024 15:09:54 GMT+11 (Note: Timing is based on positional data)

- [] Ranking at each section and finish
- :-:- No data available at this section
- NA No data available

Horse/Jockey Name	WESSEX
Finish Rank	11
Fastest Section	0:11.27 (L1400)
Top Speed [km/h] (Section)	65.0 (L1200)
Race State	Finished

AUCKLAND
THOROUGHBRED
RACING
SINCE 1874

Pukekohe Park NZ - Professional

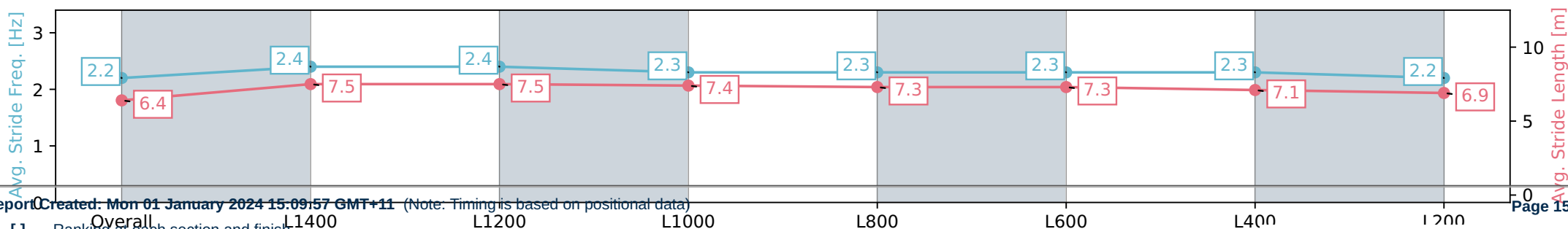
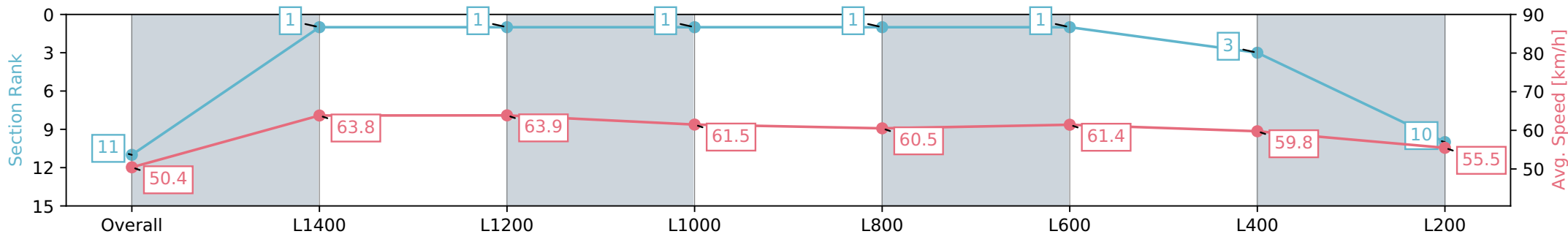
Race 9: RICH HILL MILE - 1600m

01 January 2024 - 4:52PM

Track Rating: Heavy 8, Weather: Overcast, Rail Position: +3m

PUKEKOHE
PARK

Section	Overall	L1400	L1200	L1000	L800	L600	L400	L200
Section Times	1:37.44 [11] (0:14.31)	1:23.13 [1] (0:11.27)	1:11.86 [1] (0:11.28)	1:00.56 [1] (0:11.76)	0:48.81 [1] (0:12.00)	0:36.81 [1] (0:11.80)	0:25.01 [3] (0:11.99)	0:13.02 [10] (0:13.02)
Average Speed [km/h]	50.4	63.8	63.9	61.5	60.5	61.4	59.8	55.5
Top Speed [km/h]	64.1	64.3	65.0	64.2	61.2	61.9	62.5	57.3
Avg. Dist. to Rail [m]	7.6	0.8	0.7	1.2	1.9	0.5	0.6	0.3
Avg. Stride Freq. [Hz]	2.2	2.4	2.4	2.3	2.3	2.3	2.3	2.2
Avg. Stride Length [m]	6.4	7.5	7.5	7.4	7.3	7.3	7.1	6.9



Report Created: Mon 01 January 2024 15:09:57 GMT+11 (Note: Timing is based on positional data)

- [] Ranking at each section and finish
- .-.- No data available at this section
- NA No data available

data processed by



TRIPLESDATA

Horse/Jockey Name	ARIS ARIS
Finish Rank	12
Fastest Section	0:11.39 (L1200)
Top Speed [km/h] (Section)	64.7 (L1400)
Race State	Finished



Pukekohe Park NZ - Professional

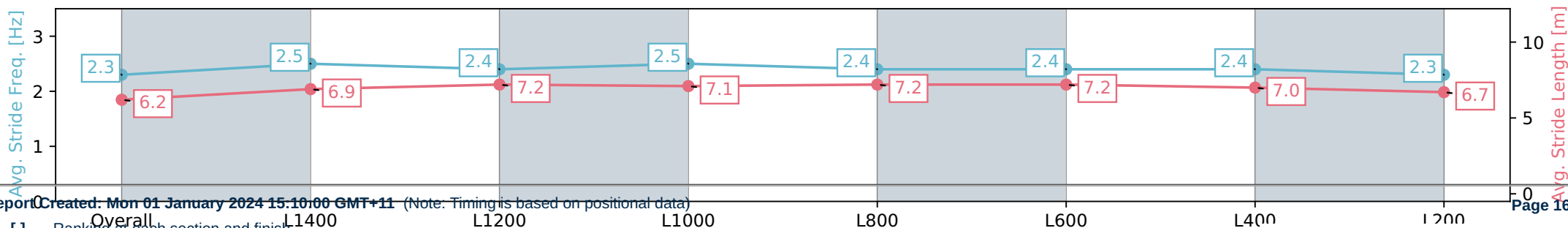
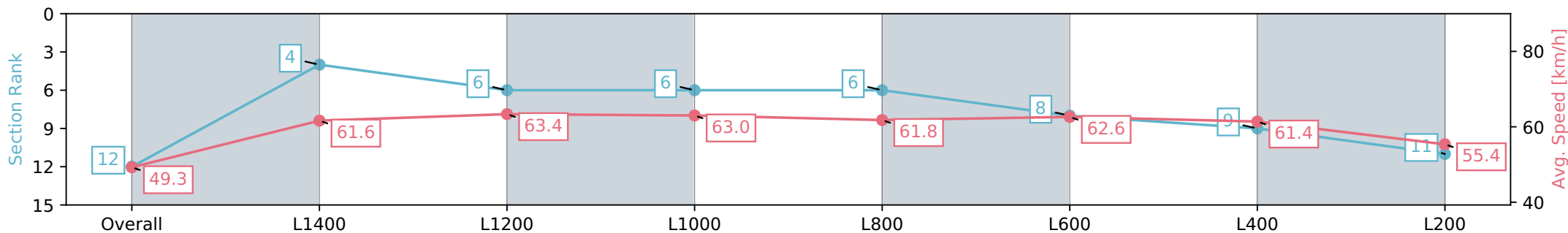
Race 9: RICH HILL MILE - 1600m

01 January 2024 - 4:52PM

Track Rating: Heavy 8, Weather: Overcast, Rail Position: +3m



Section	Overall	L1400	L1200	L1000	L800	L600	L400	L200
Section Times	1:37.56 [12] (0:14.66)	1:22.91 [4] (0:11.67)	1:11.24 [6] (0:11.39)	0:59.85 [6] (0:11.60)	0:48.25 [6] (0:11.87)	0:36.38 [8] (0:11.64)	0:24.74 [9] (0:11.71)	0:13.03 [11] (0:13.03)
Average Speed [km/h]	49.3	61.6	63.4	63.0	61.8	62.6	61.4	55.4
Top Speed [km/h]	59.8	64.7	64.3	64.2	62.8	63.9	64.1	59.4
Avg. Dist. to Rail [m]	3.5	1.9	1.1	2.9	3.3	2.8	3.6	3.0
Avg. Stride Freq. [Hz]	2.3	2.5	2.4	2.5	2.4	2.4	2.4	2.3
Avg. Stride Length [m]	6.2	6.9	7.2	7.1	7.2	7.2	7.0	6.7



Report Created: Mon 01 January 2024 15:10:00 GMT+11 (Note: Timing is based on positional data)

- [] Ranking at each section and finish
- :-:- No data available at this section
- NA No data available