

**Pukekohe Park NZ**  
**Race 8: SISTEMA RAILWAY - 1200m**  
01 January 2024 - 4:16PM

Track Rating: Heavy 8, Weather: Overcast, Rail Position: +3m

Section							Overall	L1000	L800	L600	L400	L200		
Field Times							1:09.75 (0:13.48)	0:56.27 (0:10.86)	0:45.41 (0:11.28)	0:34.13 (0:11.24)	0:22.89 (0:11.16)	0:11.73 (0:11.73)	Margin	From Winner [m]
Position	#	Horse/Jockey	Barrier	Top Speed [km/h]	Fastest Section	First 400m								
1	5	<b>WAITAK</b> Warren Kennedy	10	69.6 400-200	0:10.52 400-200	0:26.01	1:09.76 (0:15.10)	0:54.66 [9] (0:10.91)	0:43.75 [9] (0:11.14)	0:32.61 [9] (0:10.88)	0:21.73 [9] (0:10.52)	0:11.21 [8] (0:11.21)	1:09.76	
2	7	<b>BONNY LASS</b> Craig Grylls	8	70.5 400-200	0:10.72 400-200	0:25.13	1:09.92 (0:14.14)	0:55.78 [4] (0:10.99)	0:44.79 [3] (0:11.52)	0:33.27 [4] (0:10.81)	0:22.46 [4] (0:10.72)	0:11.74 [4] (0:11.74)	1.1L	+12
3	4	<b>MERCURIAL</b> Samantha Spratt	6	68.6 400-200	0:10.81 400-200	0:24.92	1:10.02 (0:13.87)	0:56.15 [2] (0:11.05)	0:45.10 [2] (0:11.33)	0:33.77 [2] (0:10.96)	0:22.81 [2] (0:10.81)	0:12.00 [1] (0:12.00)	1.7L	+6
4	1	<b>DRAGON LEAP</b> Owen Bosson	3	71.5 400-200	0:10.50 400-200	0:25.63	1:10.03 (0:14.36)	0:55.67 [5] (0:11.27)	0:44.40 [6] (0:11.44)	0:32.96 [8] (0:10.85)	0:22.11 [8] (0:10.50)	0:11.61 [5] (0:11.61)	1.8L	+11
5	9	<b>MAVEN BELLE</b> Matthew Cameron	9	69.6 400-200	0:10.61 400-200	0:25.84	1:10.28 (0:14.62)	0:55.66 [7] (0:11.22)	0:44.44 [8] (0:11.20)	0:33.24 [6] (0:10.87)	0:22.37 [7] (0:10.61)	0:11.76 [7] (0:11.76)	3.5L	+11
6	8	<b>MARIA FARINA</b> Sam Weatherley	7	70.0 600-400	0:10.74 600-400	0:25.81	1:10.44 (0:14.65)	0:55.79 [8] (0:11.16)	0:44.63 [7] (0:11.26)	0:33.37 [7] (0:10.74)	0:22.63 [6] (0:10.83)	0:11.80 [9] (0:11.80)	4.5L	+3
7	6	<b>BABYLON BERLIN</b> Jason Collett	2	69.6 400-200	0:10.72 600-400	0:25.28	1:10.46 (0:14.05)	0:56.41 [3] (0:11.24)	0:45.17 [4] (0:11.30)	0:33.87 [3] (0:10.72)	0:23.15 [3] (0:10.79)	0:12.36 [2] (0:12.36)	4.7L	+3
8	3	<b>SACRED SATONO</b> Michael McNab	1	69.4 400-200	0:10.79 600-400	0:25.56	1:10.69 (0:14.40)	0:56.28 [6] (0:11.16)	0:45.13 [5] (0:11.30)	0:33.83 [5] (0:10.79)	0:23.04 [5] (0:10.82)	0:12.22 [6] (0:12.22)	6.2L	+2
9	2	<b>JOHNY JOHNY</b> Lynsey Satherley	5	67.7 1000-800	0:10.86 1000-800	0:24.34	1:11.06 (0:13.48)	0:57.57 [1] (0:10.86)	0:46.72 [1] (0:11.28)	0:35.44 [1] (0:11.24)	0:24.20 [1] (0:11.32)	0:12.88 [3] (0:12.88)	8.7L	+4

Horse/Jockey Name	WAITAK
Finish Rank	1
Fastest Section	0:10.52 (L400)
Top Speed [km/h] (Section)	69.6 (L400)
Race State	Finished



Pukekohe Park NZ - Professional

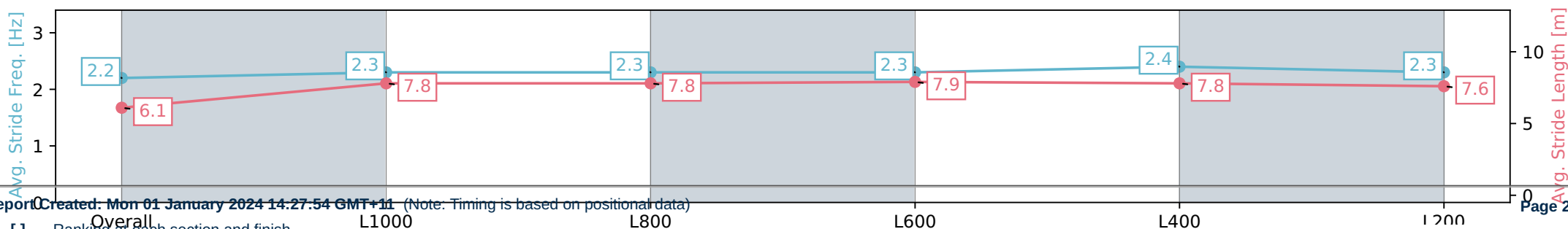
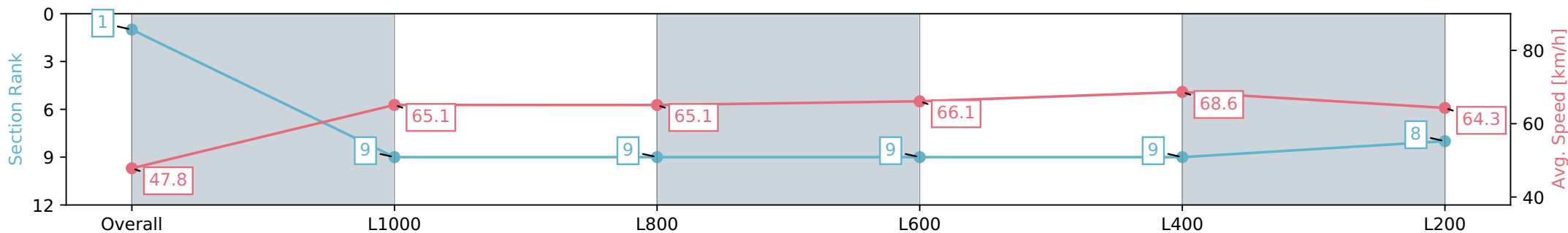
Race 8: SISTEMA RAILWAY - 1200m

01 January 2024 - 4:16PM

Track Rating: Heavy 8, Weather: Overcast, Rail Position: +3m



Section	Overall	L1000	L800	L600	L400	L200
Section Times	1:09.76 [1] (0:15.10)	0:54.66 [9] (0:10.91)	0:43.75 [9] (0:11.14)	0:32.61 [9] (0:10.88)	0:21.73 [9] (0:10.52)	0:11.21 [8] (0:11.21)
Average Speed [km/h]	47.8	65.1	65.1	66.1	68.6	64.3
Top Speed [km/h]	63.5	67.3	65.6	69.0	69.6	68.0
Avg. Dist. to Rail [m]	7.9	2.0	1.5	0.7	2.6	2.0
Avg. Stride Freq. [Hz]	2.2	2.3	2.3	2.3	2.4	2.3
Avg. Stride Length [m]	6.1	7.8	7.8	7.9	7.8	7.6



Report Created: Mon 01 January 2024 14:27:54 GMT+11 (Note: Timing is based on positional data)

- [ ] Ranking at each section and finish
- :-:- No data available at this section
- NA No data available

Horse/Jockey Name	BONNY LASS
Finish Rank	2
Fastest Section	0:10.72 (L400)
Top Speed [km/h] (Section)	70.5 (L400)
Race State	Finished



Pukekohe Park NZ - Professional

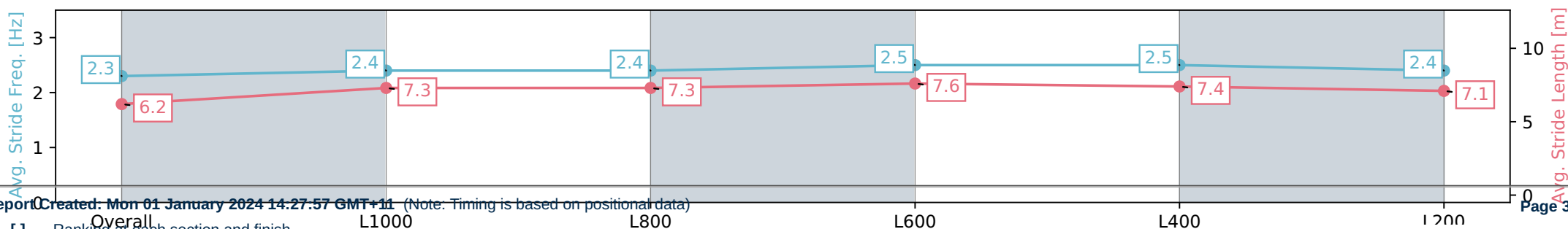
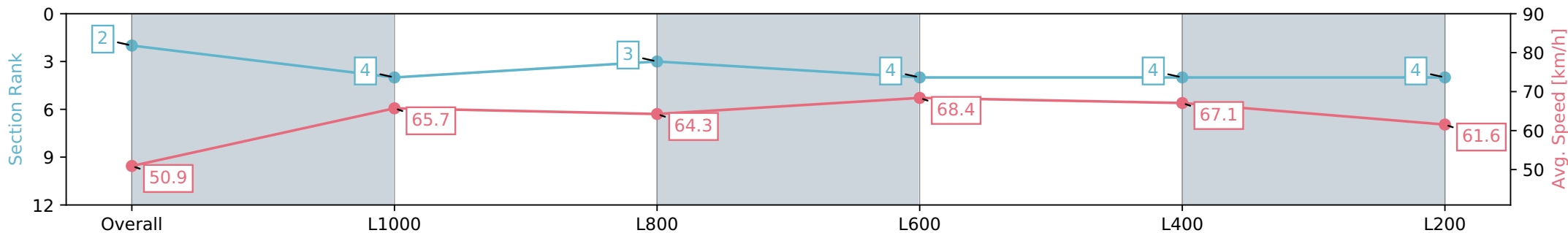
Race 8: SISTEMA RAILWAY - 1200m

01 January 2024 - 4:16PM

Track Rating: Heavy 8, Weather: Overcast, Rail Position: +3m



Section	Overall	L1000	L800	L600	L400	L200
Section Times	1:09.92 [2] (0:14.14)	0:55.78 [4] (0:10.99)	0:44.79 [3] (0:11.52)	0:33.27 [4] (0:10.81)	0:22.46 [4] (0:10.72)	0:11.74 [4] (0:11.74)
Average Speed [km/h]	50.9	65.7	64.3	68.4	67.1	61.6
Top Speed [km/h]	64.8	68.2	65.5	70.5	70.5	63.8
Avg. Dist. to Rail [m]	3.2	1.0	5.1	5.6	5.3	6.2
Avg. Stride Freq. [Hz]	2.3	2.4	2.4	2.5	2.5	2.4
Avg. Stride Length [m]	6.2	7.3	7.3	7.6	7.4	7.1



Report Created: Mon 01 January 2024 14:27:57 GMT+11 (Note: Timing is based on positional data)

- [ ] Ranking at each section and finish
- :-:- No data available at this section
- NA No data available

Horse/Jockey Name	MERCURIAL
Finish Rank	3
Fastest Section	0:10.81 (L400)
Top Speed [km/h] (Section)	68.6 (L400)
Race State	Finished

AUCKLAND  
THOROUGHBRED  
RACING  
SINCE 1874

Pukekohe Park NZ - Professional

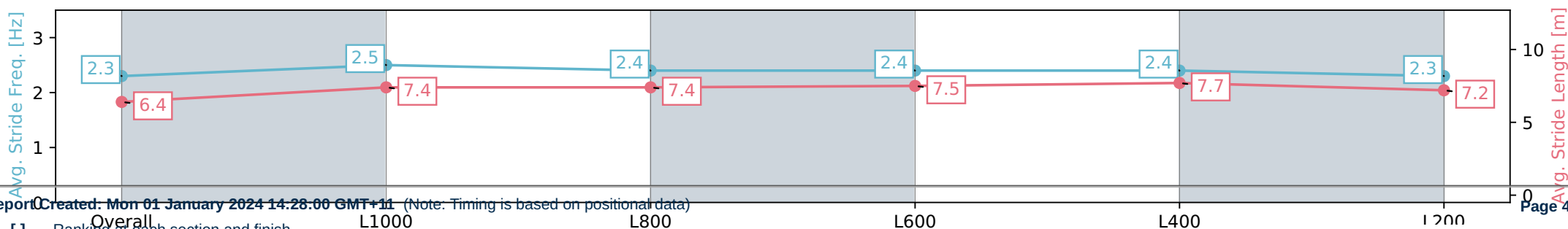
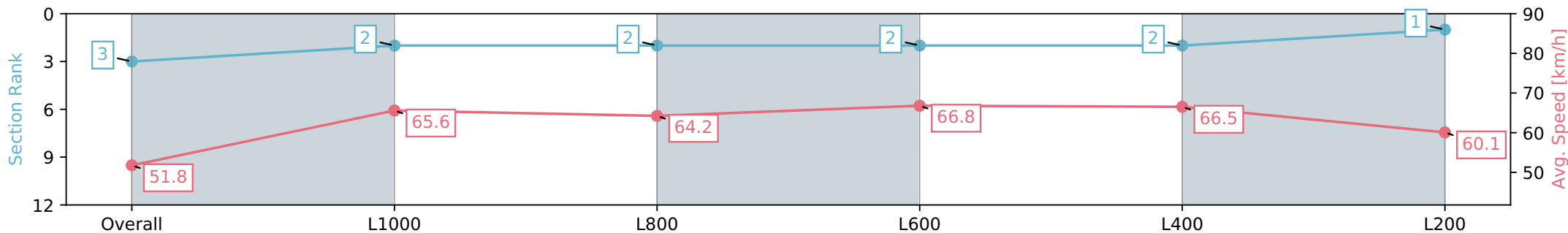
Race 8: SISTEMA RAILWAY - 1200m

01 January 2024 - 4:16PM

Track Rating: Heavy 8, Weather: Overcast, Rail Position: +3m

PUKEKOHE  
PARK

Section	Overall	L1000	L800	L600	L400	L200
Section Times	1:10.02 [3] (0:13.87)	0:56.15 [2] (0:11.05)	0:45.10 [2] (0:11.33)	0:33.77 [2] (0:10.96)	0:22.81 [2] (0:10.81)	0:12.00 [1] (0:12.00)
Average Speed [km/h]	51.8	65.6	64.2	66.8	66.5	60.1
Top Speed [km/h]	66.8	67.5	65.8	68.1	68.6	62.4
Avg. Dist. to Rail [m]	3.1	0.6	2.5	4.3	5.7	6.3
Avg. Stride Freq. [Hz]	2.3	2.5	2.4	2.4	2.4	2.3
Avg. Stride Length [m]	6.4	7.4	7.4	7.5	7.7	7.2



Report Created: Mon 01 January 2024 14:28:00 GMT+11 (Note: Timing is based on positional data)

- [ ] Ranking at each section and finish
- :-:- No data available at this section
- NA No data available

Horse/Jockey Name	DRAGON LEAP
Finish Rank	4
Fastest Section	0:10.50 (L400)
Top Speed [km/h] (Section)	71.5 (L400)
Race State	Finished



Pukekohe Park NZ - Professional

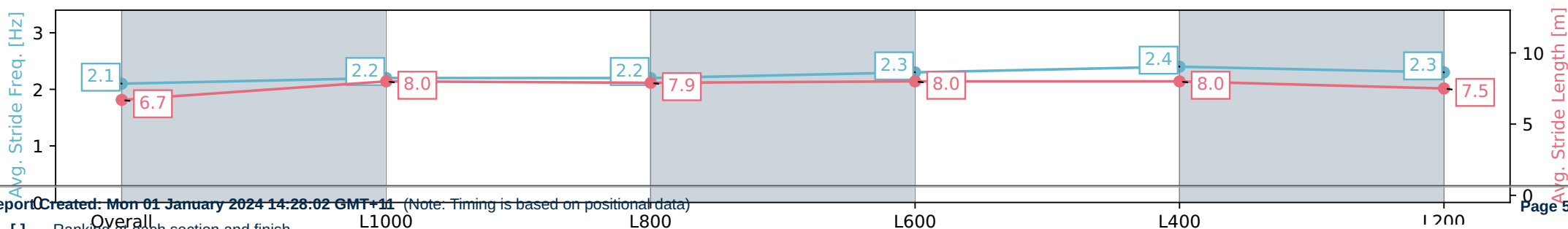
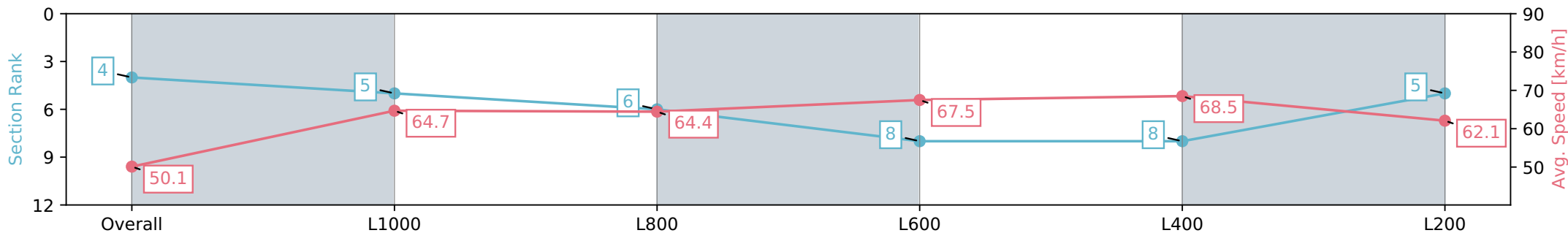
Race 8: SISTEMA RAILWAY - 1200m

01 January 2024 - 4:16PM

Track Rating: Heavy 8, Weather: Overcast, Rail Position: +3m



Section	Overall	L1000	L800	L600	L400	L200
Section Times	1:10.03 [4] (0:14.36)	0:55.67 [5] (0:11.27)	0:44.40 [6] (0:11.44)	0:32.96 [8] (0:10.85)	0:22.11 [8] (0:10.50)	0:11.61 [5] (0:11.61)
Average Speed [km/h]	50.1	64.7	64.4	67.5	68.5	62.1
Top Speed [km/h]	65.3	66.9	67.8	70.8	71.5	67.0
Avg. Dist. to Rail [m]	2.1	2.3	4.3	4.1	6.8	8.4
Avg. Stride Freq. [Hz]	2.1	2.2	2.2	2.3	2.4	2.3
Avg. Stride Length [m]	6.7	8.0	7.9	8.0	8.0	7.5



Report Created: Mon 01 January 2024 14:28:02 GMT+11 (Note: Timing is based on positional data)

- [ ] Ranking at each section and finish
- :-:- No data available at this section
- NA No data available

Horse/Jockey Name	MAVEN BELLE
Finish Rank	5
Fastest Section	0:10.61 (L400)
Top Speed [km/h] (Section)	69.6 (L400)
Race State	Finished

AUCKLAND  
THOROUGHBRED  
RACING  
SINCE 1874

Pukekohe Park NZ - Professional

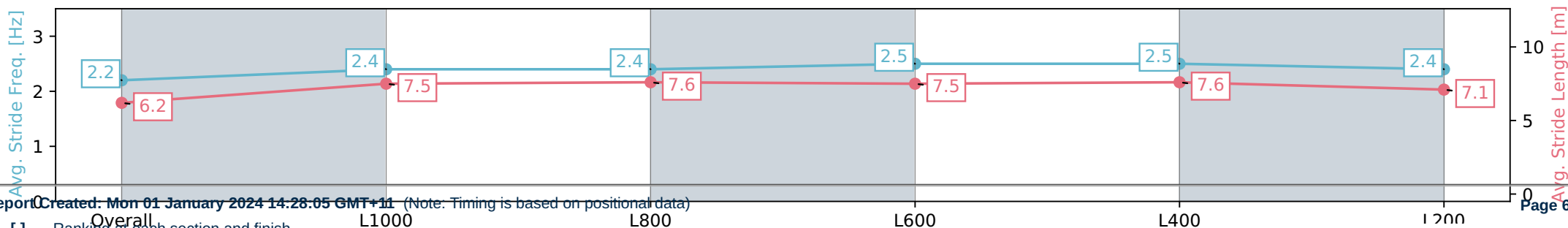
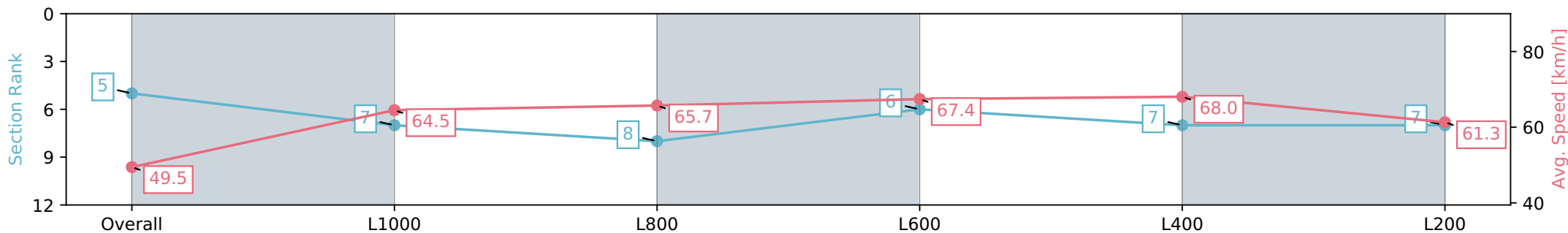
Race 8: SISTEMA RAILWAY - 1200m

01 January 2024 - 4:16PM

Track Rating: Heavy 8, Weather: Overcast, Rail Position: +3m

PUKEKOHE  
PARK

Section	Overall	L1000	L800	L600	L400	L200
Section Times	1:10.28 [5] (0:14.62)	0:55.66 [7] (0:11.22)	0:44.44 [8] (0:11.20)	0:33.24 [6] (0:10.87)	0:22.37 [7] (0:10.61)	0:11.76 [7] (0:11.76)
Average Speed [km/h]	49.5	64.5	65.7	67.4	68.0	61.3
Top Speed [km/h]	61.8	66.2	67.0	69.4	69.6	64.8
Avg. Dist. to Rail [m]	3.4	1.5	3.5	4.9	7.4	7.1
Avg. Stride Freq. [Hz]	2.2	2.4	2.4	2.5	2.5	2.4
Avg. Stride Length [m]	6.2	7.5	7.6	7.5	7.6	7.1



Report Created: Mon 01 January 2024 14:28:05 GMT+11 (Note: Timing is based on positional data)

- [ ] Ranking at each section and finish
- :-:- No data available at this section
- NA No data available

Horse/Jockey Name	MARIA FARINA
Finish Rank	6
Fastest Section	0:10.74 (L600)
Top Speed [km/h] (Section)	70.0 (L600)
Race State	Finished



Pukekohe Park NZ - Professional

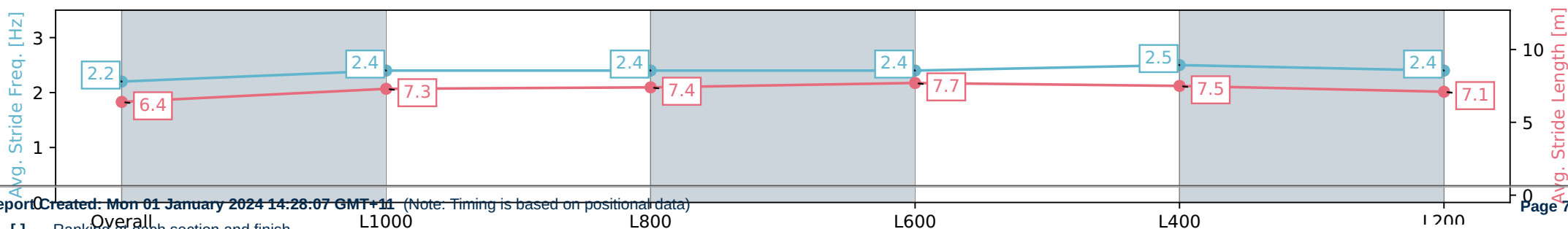
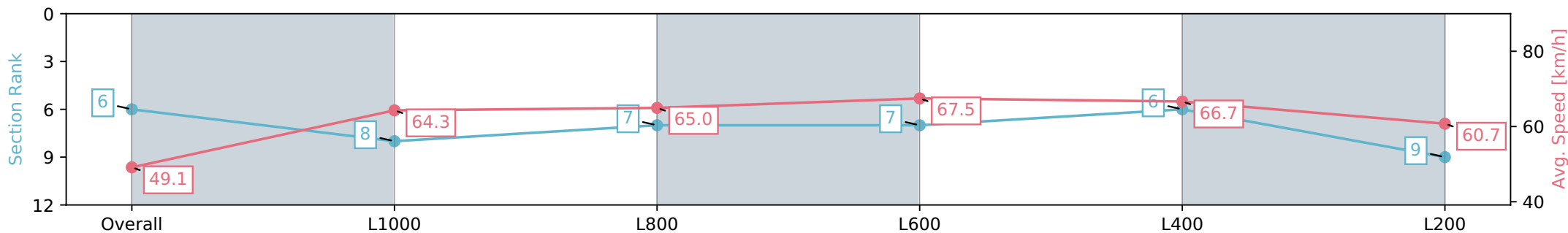
Race 8: SISTEMA RAILWAY - 1200m

01 January 2024 - 4:16PM

Track Rating: Heavy 8, Weather: Overcast, Rail Position: +3m



Section	Overall	L1000	L800	L600	L400	L200
Section Times	1:10.44 [6] (0:14.65)	0:55.79 [8] (0:11.16)	0:44.63 [7] (0:11.26)	0:33.37 [7] (0:10.74)	0:22.63 [6] (0:10.83)	0:11.80 [9] (0:11.80)
Average Speed [km/h]	49.1	64.3	65.0	67.5	66.7	60.7
Top Speed [km/h]	63.0	66.0	66.0	70.0	68.9	64.7
Avg. Dist. to Rail [m]	3.3	0.5	2.5	2.0	4.2	4.4
Avg. Stride Freq. [Hz]	2.2	2.4	2.4	2.4	2.5	2.4
Avg. Stride Length [m]	6.4	7.3	7.4	7.7	7.5	7.1



Report Created: Mon 01 January 2024 14:28:07 GMT+11 (Note: Timing is based on positional data)

- [ ] Ranking at each section and finish
- :-:- No data available at this section
- NA No data available

Horse/Jockey Name	BABYLON BERLIN
Finish Rank	7
Fastest Section	0:10.72 (L600)
Top Speed [km/h] (Section)	69.6 (L400)
Race State	Finished



Pukekohe Park NZ - Professional

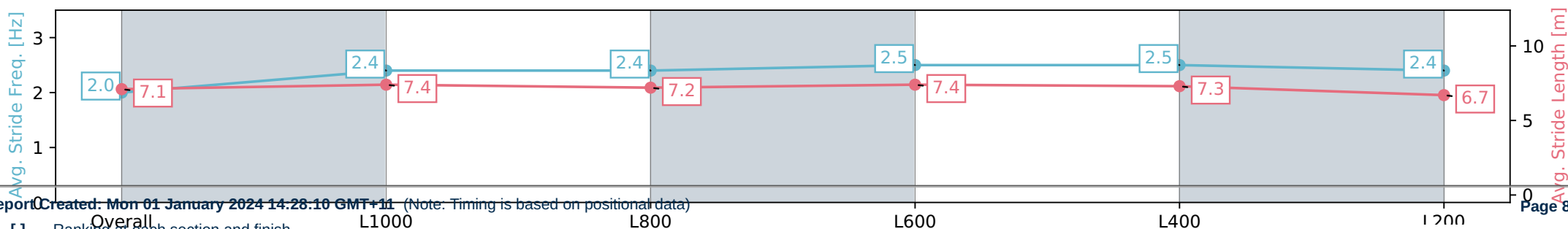
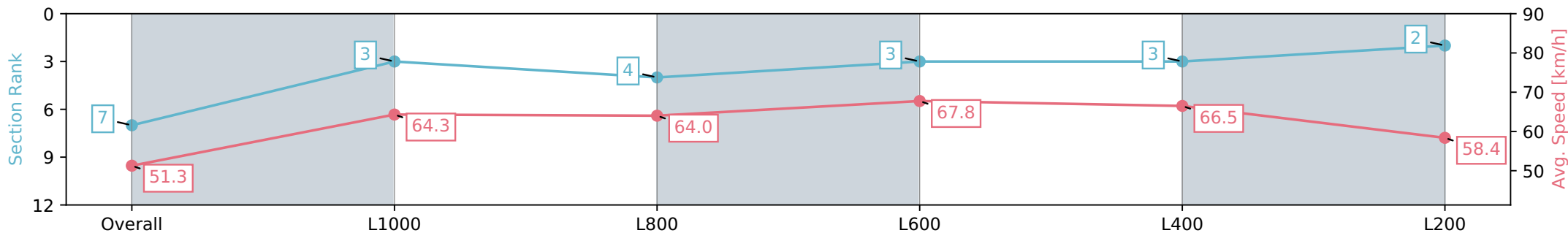
Race 8: SISTEMA RAILWAY - 1200m

01 January 2024 - 4:16PM

Track Rating: Heavy 8, Weather: Overcast, Rail Position: +3m



Section	Overall	L1000	L800	L600	L400	L200
Section Times	1:10.46 [7] (0:14.05)	0:56.41 [3] (0:11.24)	0:45.17 [4] (0:11.30)	0:33.87 [3] (0:10.72)	0:23.15 [3] (0:10.79)	0:12.36 [2] (0:12.36)
Average Speed [km/h]	51.3	64.3	64.0	67.8	66.5	58.4
Top Speed [km/h]	64.5	65.3	65.6	69.4	69.6	62.5
Avg. Dist. to Rail [m]	0.7	1.1	0.8	2.6	4.4	3.5
Avg. Stride Freq. [Hz]	2.0	2.4	2.4	2.5	2.5	2.4
Avg. Stride Length [m]	7.1	7.4	7.2	7.4	7.3	6.7



Report Created: Mon 01 January 2024 14:28:10 GMT+11 (Note: Timing is based on positional data)

- [ ] Ranking at each section and finish
- :-:- No data available at this section
- NA No data available



Horse/Jockey Name	SACRED SATONO
Finish Rank	8
Fastest Section	0:10.79 (L600)
Top Speed [km/h] (Section)	69.4 (L400)
Race State	Finished

AUCKLAND  
THOROUGHBRED  
RACING  
SINCE 1874

Pukekohe Park NZ - Professional

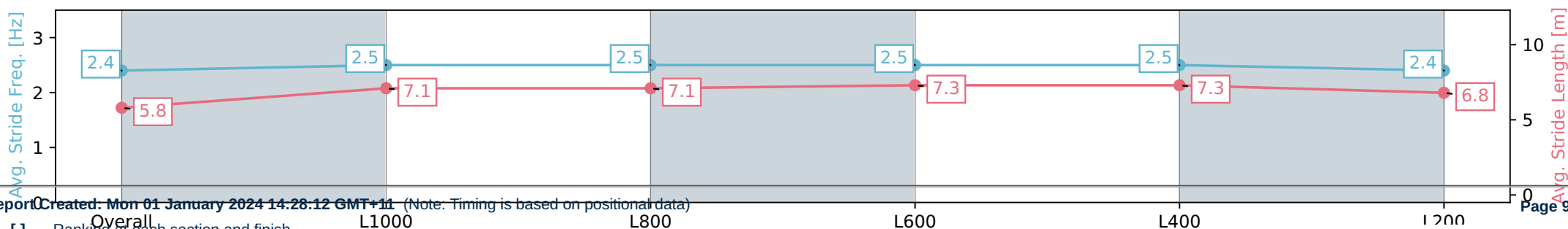
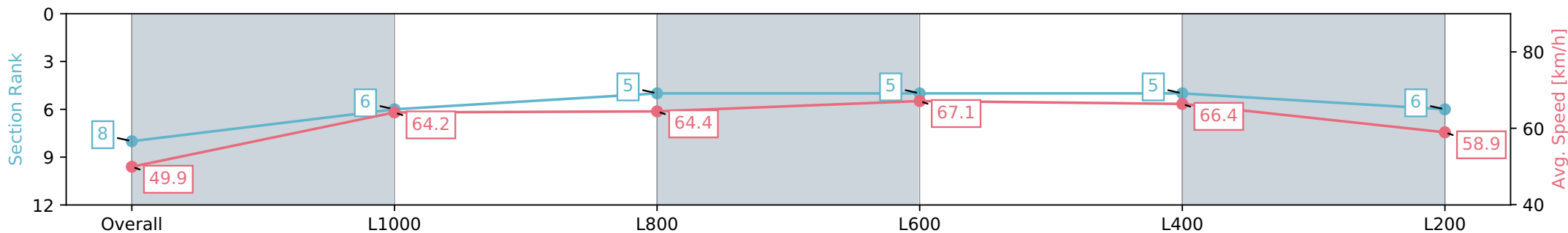
Race 8: SISTEMA RAILWAY - 1200m

01 January 2024 - 4:16PM

Track Rating: Heavy 8, Weather: Overcast, Rail Position: +3m

PUKEKOHE  
PARK

Section	Overall	L1000	L800	L600	L400	L200
Section Times	1:10.69 [8] (0:14.40)	0:56.28 [6] (0:11.16)	0:45.13 [5] (0:11.30)	0:33.83 [5] (0:10.79)	0:23.04 [5] (0:10.82)	0:12.22 [6] (0:12.22)
Average Speed [km/h]	49.9	64.2	64.4	67.1	66.4	58.9
Top Speed [km/h]	64.9	65.3	65.7	69.4	69.4	62.6
Avg. Dist. to Rail [m]	2.0	1.3	1.9	1.2	2.3	1.6
Avg. Stride Freq. [Hz]	2.4	2.5	2.5	2.5	2.5	2.4
Avg. Stride Length [m]	5.8	7.1	7.1	7.3	7.3	6.8



Report Created: Mon 01 January 2024 14:28:12 GMT+11 (Note: Timing is based on positional data)

- [ ] Ranking at each section and finish
- :-:- No data available at this section
- NA No data available

Horse/Jockey Name	JOHNY JOHNY
Finish Rank	9
Fastest Section	0:10.86 (L1000)
Top Speed [km/h] (Section)	67.7 (L1000)
Race State	Finished

AUCKLAND  
THOROUGHBRED  
RACING  
SINCE 1874

Pukekohe Park NZ - Professional

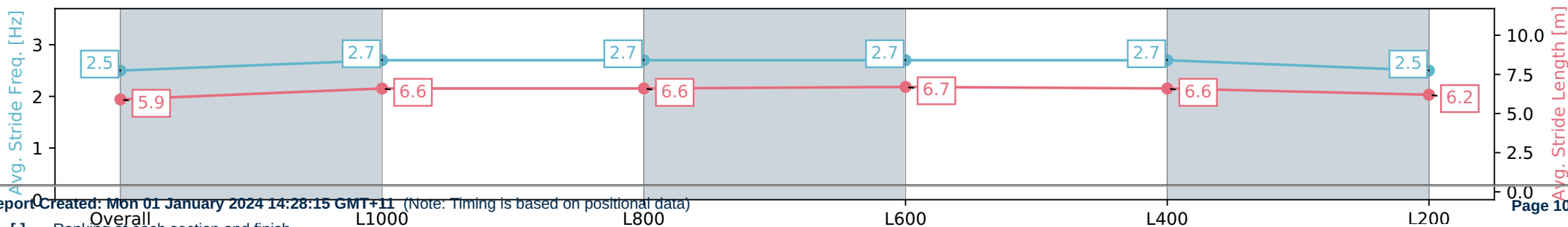
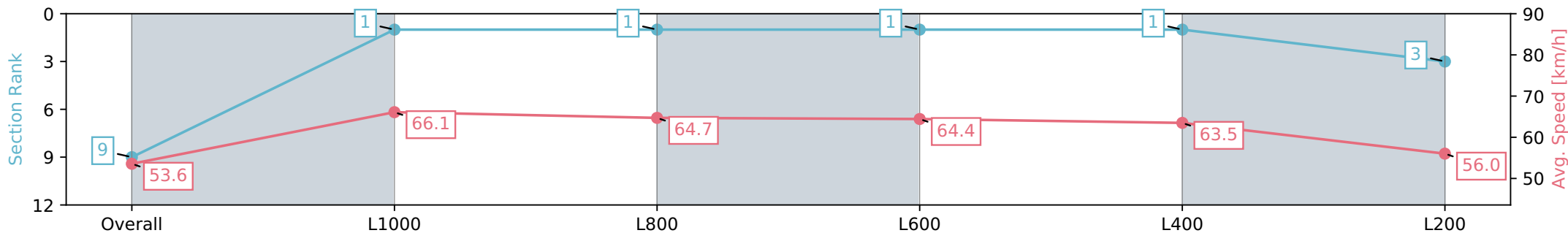
Race 8: SISTEMA RAILWAY - 1200m

01 January 2024 - 4:16PM

Track Rating: Heavy 8, Weather: Overcast, Rail Position: +3m

PUKEKOHE  
PARK

Section	Overall	L1000	L800	L600	L400	L200
Section Times	1:11.06 [9] (0:13.48)	0:57.57 [1] (0:10.86)	0:46.72 [1] (0:11.28)	0:35.44 [1] (0:11.24)	0:24.20 [1] (0:11.32)	0:12.88 [3] (0:12.88)
Average Speed [km/h]	53.6	66.1	64.7	64.4	63.5	56.0
Top Speed [km/h]	67.4	67.7	67.2	65.6	66.1	60.0
Avg. Dist. to Rail [m]	2.2	0.7	2.2	1.8	2.9	2.8
Avg. Stride Freq. [Hz]	2.5	2.7	2.7	2.7	2.7	2.5
Avg. Stride Length [m]	5.9	6.6	6.6	6.7	6.6	6.2



Report Created: Mon 01 January 2024 14:28:15 GMT+11 (Note: Timing is based on positional data)

- [ ] Ranking at each section and finish
- :-:- No data available at this section
- NA No data available