

Pukekohe Park NZ

Race 6: QUEEN ELIZABETH II CUP - 2400m

01 January 2024 - 3:04PM

Track Rating: Heavy 8, Weather: Overcast, Rail Position: +3m

| Section | | | | | | | Overall | L2200 | L2000 | L1800 | L1600 | L1400 | | |
|-------------|---|---|---------|-------------------|----------------------|------------|----------------------|--------------------------|--------------------------|--------------------------|--------------------------|--------------------------|-----------------|--|
| Field Times | | | | | | | 2:30.52 (0:14.66) | 2:15.86 (0:11.44) | 2:04.42 (0:12.27) | 1:52.15 (0:12.72) | 1:39.43 (0:12.66) | 1:26.77 (0:12.98) | | |
| Position | # | Horse/Jockey | Barrier | Top Speed [km/h] | Fastest Section | First 400m | | | | | | | From Winner [m] | |
| 1 | 6 | TRUST IN YOU Jason Collett | 4 | 65.8 400-200 | 0:11.18 400-200 | 0:26.99 | 2:30.52 (0:15.28) | 2:15.23 [6] (0:11.70) | 2:03.53 [6] (0:12.44) | 1:51.09 [6] (0:13.05) | 1:38.04 [6] (0:12.81) | 1:25.23 [7] (0:12.66) | | |
| 2 | 5 | KHAN HUNTER James Doyle | 6 | 64.6 2200-2000 | 0:11.44 2200-2000 | 0:26.10 | 2:30.56 (0:14.66) | 2:15.90 [1] (0:11.44) | 2:04.46 [1] (0:12.27) | 1:52.19 [1] (0:12.71) | 1:39.48 [1] (0:12.66) | 1:26.82 [1] (0:12.98) | -10 | |
| 3 | 2 | MARY LOUISE Craig Grylls | 7 | 64.8 400-200 | 0:11.26 400-200 | 0:27.37 | 2:30.95 (0:15.62) | 2:15.33 [8] (0:11.75) | 2:03.57 [8] (0:12.43) | 1:51.15 [8] (0:13.10) | 1:38.05 [8] (0:12.77) | 1:25.28 [8] (0:12.59) | +0 | |
| 4 | 3 | TERRA MITICA Warren Kennedy | 5 | 64.3 2400-2200 | 0:11.53 2200-2000 | 0:26.55 | 2:31.08 (0:15.02) | 2:16.06 [3] (0:11.53) | 2:04.53 [4] (0:12.55) | 1:51.98 [5] (0:12.91) | 1:39.07 [4] (0:12.69) | 1:26.38 [4] (0:12.73) | +1 | |
| 5 | 8 | MY MAEBELLINE GIRL Darren Danis | 2 | 65.1 2400-2200 | 0:11.51 2200-2000 | 0:26.33 | 2:31.36 (0:14.82) | 2:16.54 [2] (0:11.51) | 2:05.03 [2] (0:12.36) | 1:52.67 [3] (0:12.76) | 1:39.91 [3] (0:12.89) | 1:27.02 [3] (0:12.94) | -6 | |
| 6 | 4 | ESS VEE ARE Sam Weatherley | 3 | 64.8 400-200 | 0:11.54 400-200 | 0:27.13 | 2:31.60 (0:15.56) | 2:16.04 [7] (0:11.56) | 2:04.47 [7] (0:12.46) | 1:52.01 [7] (0:12.99) | 1:39.02 [7] (0:12.70) | 1:26.32 [6] (0:12.73) | -5 | |
| 7 | 9 | KIWI MAN Lynsey Satherley | 8 | 65.3 2400-2200 | 0:11.31 2200-2000 | 0:26.35 | 2:31.61 (0:15.04) | 2:16.56 [4] (0:11.31) | 2:05.26 [3] (0:12.22) | 1:53.04 [2] (0:12.67) | 1:40.37 [2] (0:12.70) | 1:27.67 [2] (0:13.01) | -1 | |
| 8 | 7 | QUEEN SARABI Kazuya Asano | 1 | 63.6 2200-2000 | 0:11.57 2200-2000 | 0:26.71 | 2:32.19 (0:15.13) | 2:17.06 [5] (0:11.57) | 2:05.48 [5] (0:12.33) | 1:53.15 [4] (0:13.03) | 1:40.12 [5] (0:12.75) | 1:27.37 [5] (0:12.92) | -7 | |

Scratched: Platinum Invador (#1)

Pukekohe Park NZ

Race 6: QUEEN ELIZABETH II CUP - 2400m

01 January 2024 - 3:04PM

Track Rating: Heavy 8, Weather: Overcast, Rail Position: +3m

| Section | | | | | | | L1200 | L1000 | L800 | L600 | L400 | L200 | | |
|-------------|---|---|---------|-------------------|----------------------|------------|--------------------------|--------------------------|--------------------------|--------------------------|--------------------------|--------------------------|---------|--|
| Field Times | | | | | | | 1:13.79 (0:13.16) | 1:00.63 (0:12.59) | 0:48.04 (0:12.48) | 0:35.56 (0:11.85) | 0:23.71 (0:11.61) | 0:12.10 (0:12.10) | | |
| Position | # | Horse/Jockey | Barrier | Top Speed [km/h] | Fastest Section | First 400m | | | | | | | Margin | |
| 1 | 6 | TRUST IN YOU Jason Collett | 4 | 65.8 400-200 | 0:11.18 400-200 | 0:26.99 | 1:12.56 [6] (0:12.70) | 0:59.87 [6] (0:12.54) | 0:47.33 [6] (0:12.41) | 0:34.92 [5] (0:11.84) | 0:23.08 [5] (0:11.18) | 0:11.90 [2] (0:11.90) | 2:30.52 | |
| 2 | 5 | KHAN HUNTER James Doyle | 6 | 64.6 2200-2000 | 0:11.44 2200-2000 | 0:26.10 | 1:13.84 [1] (0:13.16) | 1:00.68 [1] (0:12.59) | 0:48.09 [1] (0:12.48) | 0:35.61 [1] (0:11.86) | 0:23.75 [1] (0:11.61) | 0:12.14 [1] (0:12.14) | 0.2L | |
| 3 | 2 | MARY LOUISE Craig Grylls | 7 | 64.8 400-200 | 0:11.26 400-200 | 0:27.37 | 1:12.69 [8] (0:12.75) | 0:59.94 [8] (0:12.47) | 0:47.47 [8] (0:12.65) | 0:34.82 [8] (0:12.03) | 0:22.79 [8] (0:11.26) | 0:11.53 [7] (0:11.53) | 2.8L | |
| 4 | 3 | TERRA MITICA Warren Kennedy | 5 | 64.3 2400-2200 | 0:11.53 2200-2000 | 0:26.55 | 1:13.65 [4] (0:12.81) | 1:00.84 [4] (0:12.79) | 0:48.05 [4] (0:12.40) | 0:35.65 [4] (0:11.80) | 0:23.85 [3] (0:11.56) | 0:12.28 [3] (0:12.28) | 3.7L | |
| 5 | 8 | MY MAEBELLINE GIRL Darren Danis | 2 | 65.1 2400-2200 | 0:11.51 2200-2000 | 0:26.33 | 1:14.08 [3] (0:12.83) | 1:01.25 [3] (0:12.68) | 0:48.56 [3] (0:12.61) | 0:35.96 [3] (0:11.96) | 0:24.00 [4] (0:11.76) | 0:12.24 [5] (0:12.24) | 5.6L | |
| 6 | 4 | ESS VEE ARE Sam Weatherley | 3 | 64.8 400-200 | 0:11.54 400-200 | 0:27.13 | 1:13.59 [7] (0:12.76) | 1:00.83 [7] (0:12.56) | 0:48.27 [7] (0:12.49) | 0:35.78 [7] (0:11.88) | 0:23.90 [7] (0:11.54) | 0:12.36 [6] (0:12.36) | 7.2L | |
| 7 | 9 | KIWI MAN Lynsey Satherley | 8 | 65.3 2400-2200 | 0:11.31 2200-2000 | 0:26.35 | 1:14.66 [2] (0:12.96) | 1:01.70 [2] (0:12.63) | 0:49.07 [2] (0:12.52) | 0:36.55 [2] (0:12.11) | 0:24.44 [2] (0:11.86) | 0:12.57 [4] (0:12.57) | 7.2L | |
| 8 | 7 | QUEEN SARABI Kazuya Asano | 1 | 63.6 2200-2000 | 0:11.57 2200-2000 | 0:26.71 | 1:14.45 [5] (0:12.75) | 1:01.70 [5] (0:12.55) | 0:49.15 [5] (0:12.56) | 0:36.57 [6] (0:11.98) | 0:24.60 [6] (0:11.93) | 0:12.67 [8] (0:12.67) | 11.1L | |

Scratched: Platinum Invador (#1)

| | |
|----------------------------|----------------|
| Horse/Jockey Name | TRUST IN YOU |
| Finish Rank | 1 |
| Fastest Section | 0:11.18 (L400) |
| Top Speed [km/h] (Section) | 65.8 (L400) |
| Race State | Finished |

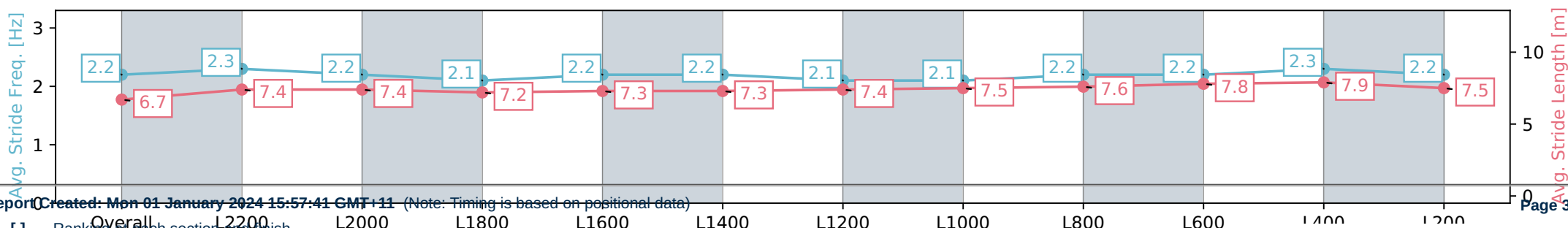
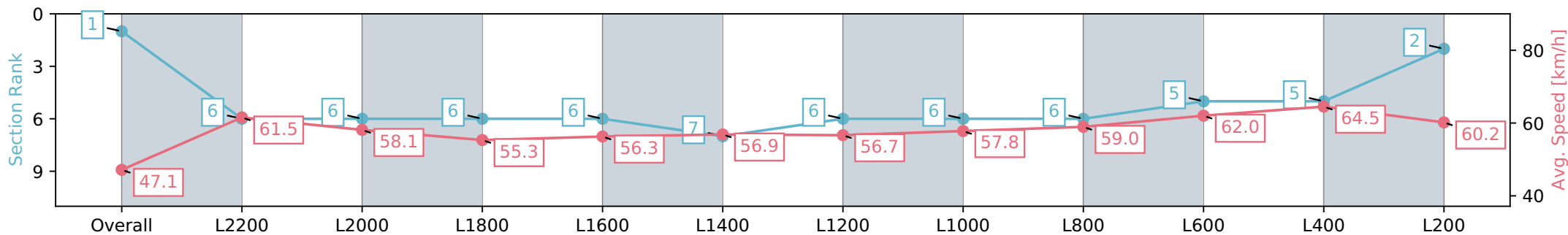
AUCKLAND
THOROUGHBRED
RACING
SINCE 1874

Pukekohe Park NZ - Professional
Race 6: QUEEN ELIZABETH II CUP - 2400m
01 January 2024 - 3:04PM

PUKEKOHE
PARK

Track Rating: Heavy 8, Weather: Overcast, Rail Position: +3m

| Section | Overall | L2200 | L2000 | L1800 | L1600 | L1400 | L1200 | L1000 | L800 | L600 | L400 | L200 |
|------------------------|--------------------------|--------------------------|--------------------------|--------------------------|--------------------------|--------------------------|--------------------------|--------------------------|--------------------------|--------------------------|--------------------------|--------------------------|
| Section Times | 2:30.52 [1] (0:15.28) | 2:15.23 [6] (0:11.70) | 2:03.53 [6] (0:12.44) | 1:51.09 [6] (0:13.05) | 1:38.04 [6] (0:12.81) | 1:25.23 [7] (0:12.66) | 1:12.56 [6] (0:12.70) | 0:59.87 [6] (0:12.54) | 0:47.33 [6] (0:12.41) | 0:34.92 [5] (0:11.84) | 0:23.08 [5] (0:11.18) | 0:11.90 [2] (0:11.90) |
| Average Speed [km/h] | 47.1 | 61.5 | 58.1 | 55.3 | 56.3 | 56.9 | 56.7 | 57.8 | 59.0 | 62.0 | 64.5 | 60.2 |
| Top Speed [km/h] | 61.8 | 62.1 | 60.1 | 55.9 | 57.6 | 57.9 | 57.3 | 58.6 | 61.8 | 65.2 | 65.8 | 62.8 |
| Avg. Dist. to Rail [m] | 2.9 | 3.5 | 1.4 | 0.6 | 0.7 | 0.7 | 0.2 | 1.2 | 3.2 | 5.0 | 8.8 | 6.0 |
| Avg. Stride Freq. [Hz] | 2.2 | 2.3 | 2.2 | 2.1 | 2.2 | 2.2 | 2.2 | 2.1 | 2.1 | 2.2 | 2.3 | 2.2 |
| Avg. Stride Length [m] | 6.7 | 7.4 | 7.4 | 7.2 | 7.3 | 7.3 | 7.4 | 7.5 | 7.6 | 7.8 | 7.9 | 7.5 |



Report Created: Mon 01 January 2024 15:57:41 GMT+11 (Note: Timing is based on positional data)

- [] Ranking at each section and finish
- .-.- No data available at this section
- NA No data available

data processed by



| | |
|----------------------------|-----------------|
| Horse/Jockey Name | KHAN HUNTER |
| Finish Rank | 2 |
| Fastest Section | 0:11.44 (L2200) |
| Top Speed [km/h] (Section) | 64.6 (L2200) |
| Race State | Finished |

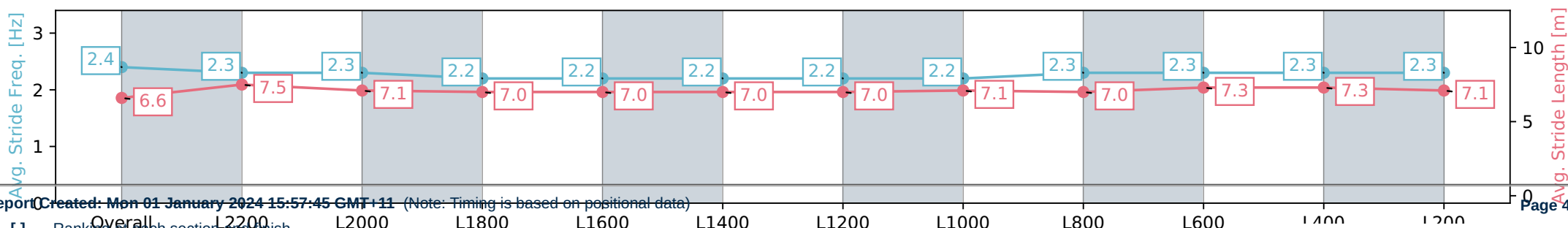
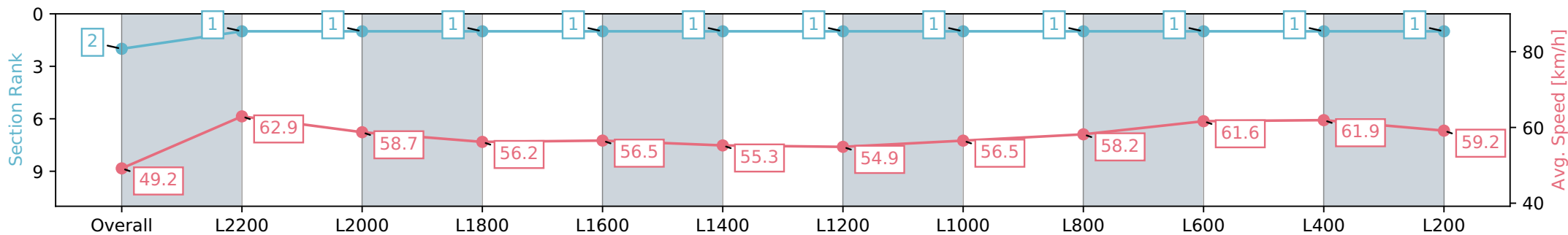
AUCKLAND
THOROUGHBRED
RACING
SINCE 1874

Pukekohe Park NZ - Professional
Race 6: QUEEN ELIZABETH II CUP - 2400m
01 January 2024 - 3:04PM

PUKEKOHE
PARK

Track Rating: Heavy 8, Weather: Overcast, Rail Position: +3m

| Section | Overall | L2200 | L2000 | L1800 | L1600 | L1400 | L1200 | L1000 | L800 | L600 | L400 | L200 |
|------------------------|--------------------------|--------------------------|--------------------------|--------------------------|--------------------------|--------------------------|--------------------------|--------------------------|--------------------------|--------------------------|--------------------------|--------------------------|
| Section Times | 2:30.56 [2] (0:14.66) | 2:15.90 [1] (0:11.44) | 2:04.46 [1] (0:12.27) | 1:52.19 [1] (0:12.71) | 1:39.48 [1] (0:12.66) | 1:26.82 [1] (0:12.98) | 1:13.84 [1] (0:13.16) | 1:00.68 [1] (0:12.59) | 0:48.09 [1] (0:12.48) | 0:35.61 [1] (0:11.86) | 0:23.75 [1] (0:11.61) | 0:12.14 [1] (0:12.14) |
| Average Speed [km/h] | 49.2 | 62.9 | 58.7 | 56.2 | 56.5 | 55.3 | 54.9 | 56.5 | 58.2 | 61.6 | 61.9 | 59.2 |
| Top Speed [km/h] | 64.3 | 64.6 | 61.4 | 56.8 | 56.8 | 56.5 | 55.3 | 57.9 | 60.1 | 63.8 | 64.5 | 60.1 |
| Avg. Dist. to Rail [m] | 5.8 | 2.9 | 1.0 | 1.0 | 2.1 | 2.0 | 3.1 | 2.0 | 1.9 | 3.4 | 4.5 | 4.8 |
| Avg. Stride Freq. [Hz] | 2.4 | 2.3 | 2.3 | 2.2 | 2.2 | 2.2 | 2.2 | 2.2 | 2.3 | 2.3 | 2.3 | 2.3 |
| Avg. Stride Length [m] | 6.6 | 7.5 | 7.1 | 7.0 | 7.0 | 7.0 | 7.0 | 7.1 | 7.0 | 7.3 | 7.3 | 7.1 |



Report Created: Mon 01 January 2024 15:57:45 GMT+11 (Note: Timing is based on positional data)

- [] Ranking at each section and finish
- .-.- No data available at this section
- NA No data available

data processed by



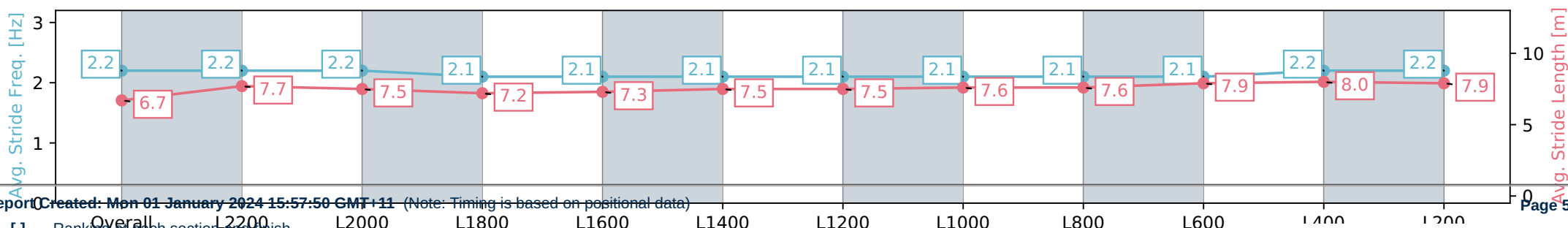
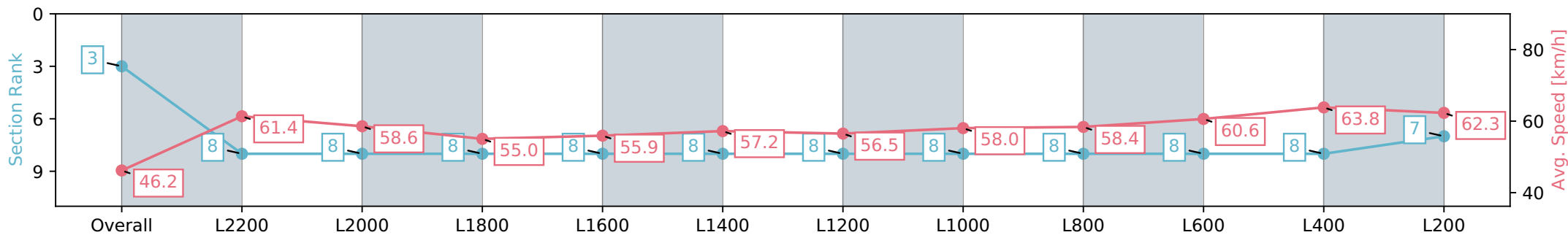
| | |
|----------------------------|----------------|
| Horse/Jockey Name | MARY LOUISE |
| Finish Rank | 3 |
| Fastest Section | 0:11.26 (L400) |
| Top Speed [km/h] (Section) | 64.8 (L400) |
| Race State | Finished |



Pukekohe Park NZ - Professional
 Race 6: QUEEN ELIZABETH II CUP - 2400m
 01 January 2024 - 3:04PM
 Track Rating: Heavy 8, Weather: Overcast, Rail Position: +3m



| Section | Overall | L2200 | L2000 | L1800 | L1600 | L1400 | L1200 | L1000 | L800 | L600 | L400 | L200 |
|------------------------|--------------------------|--------------------------|--------------------------|--------------------------|--------------------------|--------------------------|--------------------------|--------------------------|--------------------------|--------------------------|--------------------------|--------------------------|
| Section Times | 2:30.95 [3] (0:15.62) | 2:15.33 [8] (0:11.75) | 2:03.57 [8] (0:12.43) | 1:51.15 [8] (0:13.10) | 1:38.05 [8] (0:12.77) | 1:25.28 [8] (0:12.59) | 1:12.69 [8] (0:12.75) | 0:59.94 [8] (0:12.47) | 0:47.47 [8] (0:12.65) | 0:34.82 [8] (0:12.03) | 0:22.79 [8] (0:11.26) | 0:11.53 [7] (0:11.53) |
| Average Speed [km/h] | 46.2 | 61.4 | 58.6 | 55.0 | 55.9 | 57.2 | 56.5 | 58.0 | 58.4 | 60.6 | 63.8 | 62.3 |
| Top Speed [km/h] | 61.3 | 62.3 | 61.2 | 57.3 | 57.6 | 58.1 | 57.3 | 59.9 | 61.0 | 63.0 | 64.8 | 63.8 |
| Avg. Dist. to Rail [m] | 7.9 | 5.1 | 2.4 | 0.4 | 1.2 | 0.2 | 0.9 | 1.6 | 3.8 | 5.1 | 9.9 | 9.2 |
| Avg. Stride Freq. [Hz] | 2.2 | 2.2 | 2.2 | 2.1 | 2.1 | 2.1 | 2.1 | 2.1 | 2.1 | 2.1 | 2.2 | 2.2 |
| Avg. Stride Length [m] | 6.7 | 7.7 | 7.5 | 7.2 | 7.3 | 7.5 | 7.5 | 7.6 | 7.6 | 7.9 | 8.0 | 7.9 |



Report Created: Mon 01 January 2024 15:57:50 GMT+11 (Note: Timing is based on positional data)

- [] Ranking at each section and finish
- .-.- No data available at this section
- NA No data available

data processed by



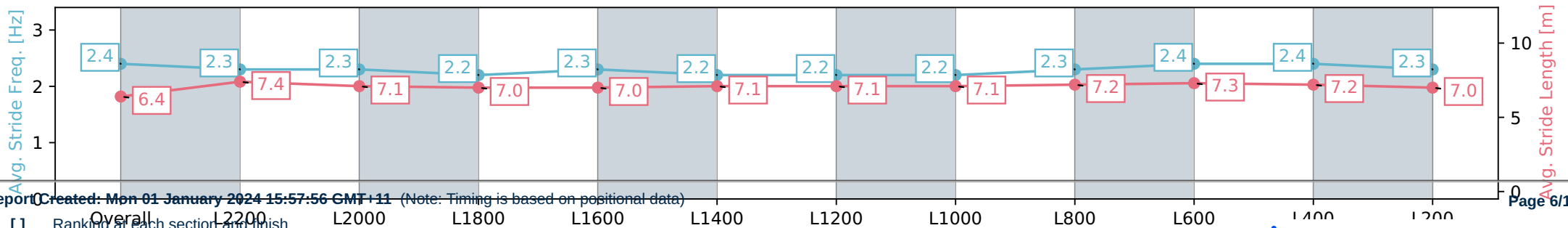
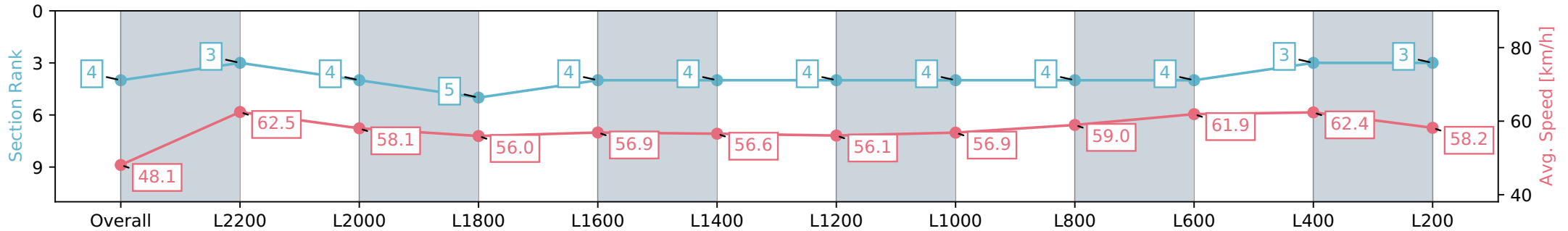
| | |
|----------------------------|-----------------|
| Horse/Jockey Name | TERRA MITICA |
| Finish Rank | 4 |
| Fastest Section | 0:11.53 (L2200) |
| Top Speed [km/h] (Section) | 64.3 (Overall) |
| Race State | Finished |



Pukekohe Park NZ - Professional
 Race 6: QUEEN ELIZABETH II CUP - 2400m
 01 January 2024 - 3:04PM
 Track Rating: Heavy 8, Weather: Overcast, Rail Position: +3m



| Section | Overall | L2200 | L2000 | L1800 | L1600 | L1400 | L1200 | L1000 | L800 | L600 | L400 | L200 |
|------------------------|--------------------------|--------------------------|--------------------------|--------------------------|--------------------------|--------------------------|--------------------------|--------------------------|--------------------------|--------------------------|--------------------------|--------------------------|
| Section Times | 2:31.08 [4] (0:15.02) | 2:16.06 [3] (0:11.53) | 2:04.53 [4] (0:12.55) | 1:51.98 [5] (0:12.91) | 1:39.07 [4] (0:12.69) | 1:26.38 [4] (0:12.73) | 1:13.65 [4] (0:12.81) | 1:00.84 [4] (0:12.79) | 0:48.05 [4] (0:12.40) | 0:35.65 [4] (0:11.80) | 0:23.85 [3] (0:11.56) | 0:12.28 [3] (0:12.28) |
| Average Speed [km/h] | 48.1 | 62.5 | 58.1 | 56.0 | 56.9 | 56.6 | 56.1 | 56.9 | 59.0 | 61.9 | 62.4 | 58.2 |
| Top Speed [km/h] | 64.3 | 64.0 | 61.1 | 56.9 | 57.7 | 57.4 | 57.5 | 58.0 | 60.2 | 63.6 | 64.0 | 59.5 |
| Avg. Dist. to Rail [m] | 4.4 | 5.0 | 2.9 | 0.7 | 0.7 | 1.0 | 0.2 | 1.6 | 3.1 | 4.2 | 7.0 | 5.6 |
| Avg. Stride Freq. [Hz] | 2.4 | 2.3 | 2.3 | 2.2 | 2.3 | 2.2 | 2.2 | 2.2 | 2.3 | 2.4 | 2.4 | 2.3 |
| Avg. Stride Length [m] | 6.4 | 7.4 | 7.1 | 7.0 | 7.0 | 7.1 | 7.1 | 7.1 | 7.2 | 7.3 | 7.2 | 7.0 |



Report Created: Mon 01 January 2024 15:57:56 GMT+11 (Note: Timing is based on positional data)

- [] Ranking at each section and finish
- .-.- No data available at this section
- NA No data available

| | |
|----------------------------|--------------------|
| Horse/Jockey Name | MY MAEBELLINE GIRL |
| Finish Rank | 5 |
| Fastest Section | 0:11.51 (L2200) |
| Top Speed [km/h] (Section) | 65.1 (Overall) |
| Race State | Finished |

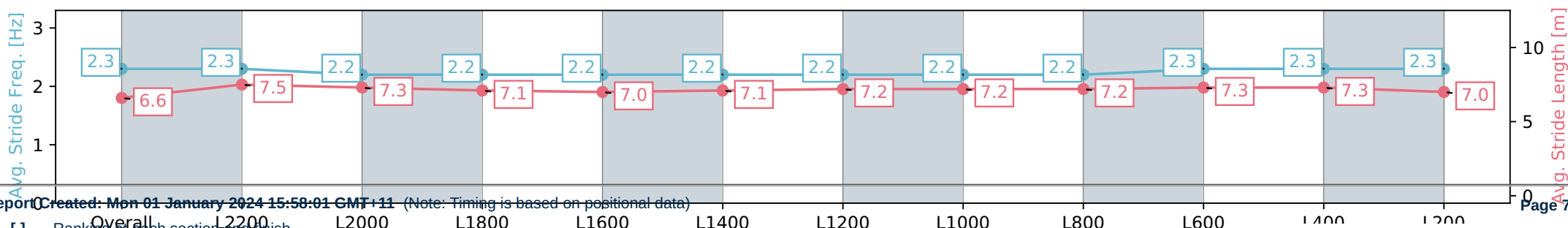
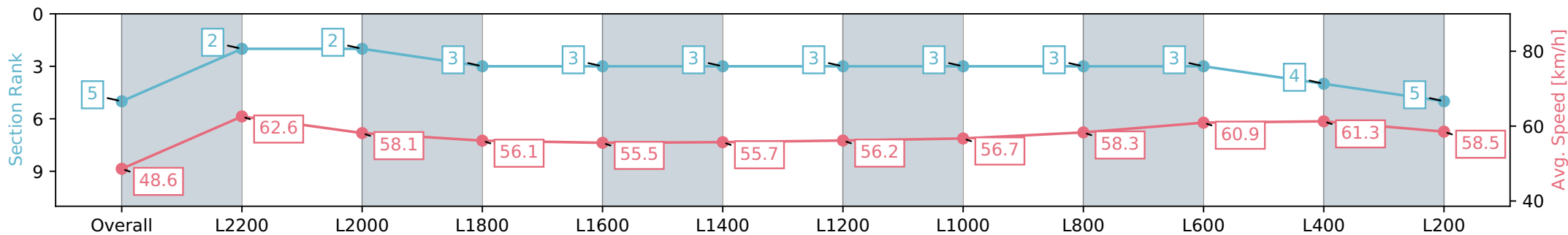
AUCKLAND
THOROUGHBRED
RACING
SINCE 1874

Pukekohe Park NZ - Professional
Race 6: QUEEN ELIZABETH II CUP - 2400m
01 January 2024 - 3:04PM

PUKEKOHE
PARK

Track Rating: Heavy 8, Weather: Overcast, Rail Position: +3m

| Section | Overall | L2200 | L2000 | L1800 | L1600 | L1400 | L1200 | L1000 | L800 | L600 | L400 | L200 |
|------------------------|--------------------------|--------------------------|--------------------------|--------------------------|--------------------------|--------------------------|--------------------------|--------------------------|--------------------------|--------------------------|--------------------------|--------------------------|
| Section Times | 2:31.36 [5] (0:14.82) | 2:16.54 [2] (0:11.51) | 2:05.03 [2] (0:12.36) | 1:52.67 [3] (0:12.76) | 1:39.91 [3] (0:12.89) | 1:27.02 [3] (0:12.94) | 1:14.08 [3] (0:12.83) | 1:01.25 [3] (0:12.68) | 0:48.56 [3] (0:12.61) | 0:35.96 [3] (0:11.96) | 0:24.00 [4] (0:11.76) | 0:12.24 [5] (0:12.24) |
| Average Speed [km/h] | 48.6 | 62.6 | 58.1 | 56.1 | 55.5 | 55.7 | 56.2 | 56.7 | 58.3 | 60.9 | 61.3 | 58.5 |
| Top Speed [km/h] | 65.1 | 63.8 | 61.2 | 57.4 | 56.7 | 56.6 | 56.5 | 58.3 | 60.1 | 63.2 | 63.2 | 60.1 |
| Avg. Dist. to Rail [m] | 3.2 | 0.4 | 0.4 | 0.8 | 0.7 | 1.2 | 2.2 | 1.1 | 3.9 | 3.3 | 4.2 | 3.7 |
| Avg. Stride Freq. [Hz] | 2.3 | 2.3 | 2.2 | 2.2 | 2.2 | 2.2 | 2.2 | 2.2 | 2.2 | 2.3 | 2.3 | 2.3 |
| Avg. Stride Length [m] | 6.6 | 7.5 | 7.3 | 7.1 | 7.0 | 7.1 | 7.2 | 7.2 | 7.2 | 7.3 | 7.3 | 7.0 |



Report Created: Mon 01 January 2024 15:58:01 GMT+11 (Note: Timing is based on positional data)

- [] Ranking at each section and finish
- .-.- No data available at this section
- NA No data available

data processed by



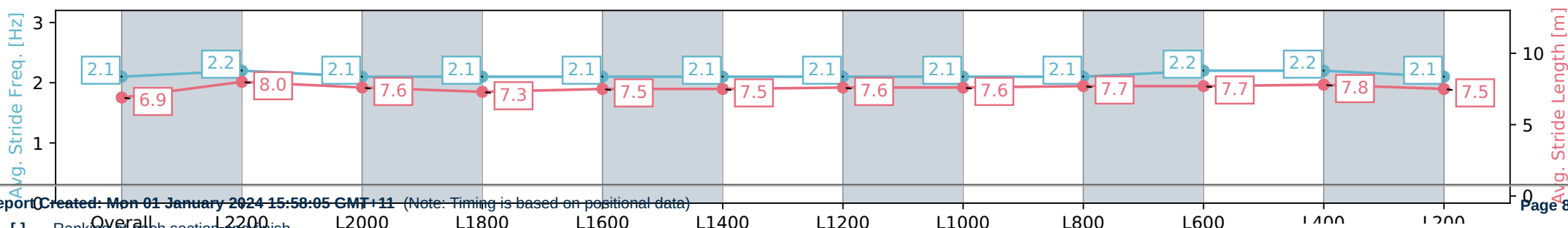
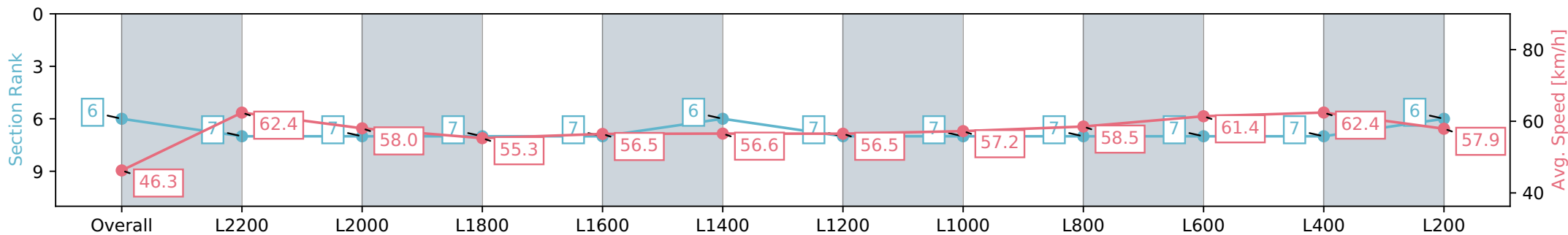
| | |
|----------------------------|----------------|
| Horse/Jockey Name | ESS VEE ARE |
| Finish Rank | 6 |
| Fastest Section | 0:11.54 (L400) |
| Top Speed [km/h] (Section) | 64.8 (L400) |
| Race State | Finished |

AUCKLAND
THOROUGHBRED
RACING
SINCE 1874

Pukekohe Park NZ - Professional
Race 6: QUEEN ELIZABETH II CUP - 2400m
01 January 2024 - 3:04PM
Track Rating: Heavy 8, Weather: Overcast, Rail Position: +3m

PUKEKOHE
PARK

| Section | Overall | L2200 | L2000 | L1800 | L1600 | L1400 | L1200 | L1000 | L800 | L600 | L400 | L200 |
|------------------------|--------------------------|--------------------------|--------------------------|--------------------------|--------------------------|--------------------------|--------------------------|--------------------------|--------------------------|--------------------------|--------------------------|--------------------------|
| Section Times | 2:31.60 [6] (0:15.56) | 2:16.04 [7] (0:11.56) | 2:04.47 [7] (0:12.46) | 1:52.01 [7] (0:12.99) | 1:39.02 [7] (0:12.70) | 1:26.32 [6] (0:12.73) | 1:13.59 [7] (0:12.76) | 1:00.83 [7] (0:12.56) | 0:48.27 [7] (0:12.49) | 0:35.78 [7] (0:11.88) | 0:23.90 [7] (0:11.54) | 0:12.36 [6] (0:12.36) |
| Average Speed [km/h] | 46.3 | 62.4 | 58.0 | 55.3 | 56.5 | 56.6 | 56.5 | 57.2 | 58.5 | 61.4 | 62.4 | 57.9 |
| Top Speed [km/h] | 62.3 | 63.5 | 61.0 | 56.7 | 57.8 | 57.3 | 57.3 | 58.7 | 60.9 | 63.8 | 64.8 | 58.9 |
| Avg. Dist. to Rail [m] | 2.9 | 1.5 | 1.3 | 0.6 | 0.5 | 0.2 | 0.6 | 0.6 | 2.6 | 4.5 | 8.1 | 7.4 |
| Avg. Stride Freq. [Hz] | 2.1 | 2.2 | 2.1 | 2.1 | 2.1 | 2.1 | 2.1 | 2.1 | 2.1 | 2.2 | 2.2 | 2.1 |
| Avg. Stride Length [m] | 6.9 | 8.0 | 7.6 | 7.3 | 7.5 | 7.5 | 7.6 | 7.6 | 7.7 | 7.7 | 7.8 | 7.5 |



Report Created: Mon 01 January 2024 15:58:05 GMT+11 (Note: Timing is based on positional data)

- [] Ranking at each section and finish
- .-.- No data available at this section
- NA No data available

data processed by



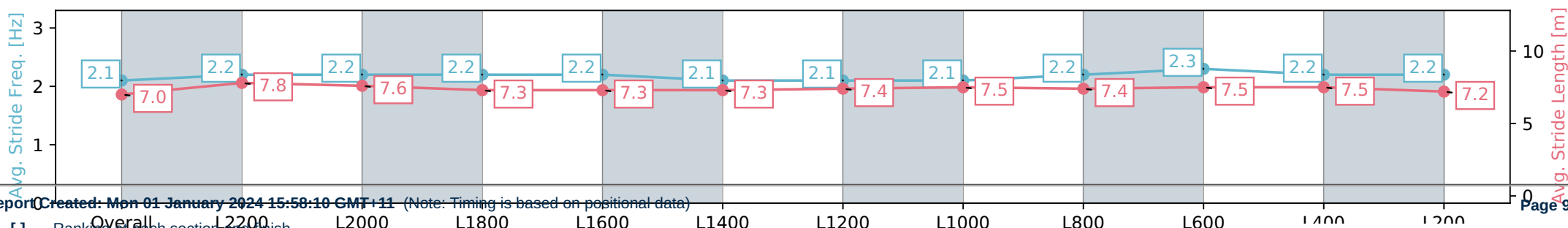
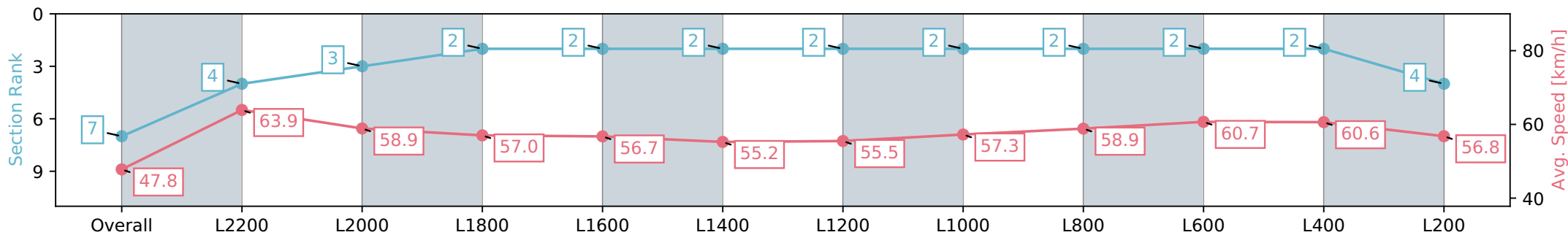
| | |
|----------------------------|-----------------|
| Horse/Jockey Name | KIWI MAN |
| Finish Rank | 7 |
| Fastest Section | 0:11.31 (L2200) |
| Top Speed [km/h] (Section) | 65.3 (Overall) |
| Race State | Finished |



Pukekohe Park NZ - Professional
 Race 6: QUEEN ELIZABETH II CUP - 2400m
 01 January 2024 - 3:04PM
 Track Rating: Heavy 8, Weather: Overcast, Rail Position: +3m



| Section | Overall | L2200 | L2000 | L1800 | L1600 | L1400 | L1200 | L1000 | L800 | L600 | L400 | L200 |
|------------------------|--------------------------|--------------------------|--------------------------|--------------------------|--------------------------|--------------------------|--------------------------|--------------------------|--------------------------|--------------------------|--------------------------|--------------------------|
| Section Times | 2:31.61 [7] (0:15.04) | 2:16.56 [4] (0:11.31) | 2:05.26 [3] (0:12.22) | 1:53.04 [2] (0:12.67) | 1:40.37 [2] (0:12.70) | 1:27.67 [2] (0:13.01) | 1:14.66 [2] (0:12.96) | 1:01.70 [2] (0:12.63) | 0:49.07 [2] (0:12.52) | 0:36.55 [2] (0:12.11) | 0:24.44 [2] (0:11.86) | 0:12.57 [4] (0:12.57) |
| Average Speed [km/h] | 47.8 | 63.9 | 58.9 | 57.0 | 56.7 | 55.2 | 55.5 | 57.3 | 58.9 | 60.7 | 60.6 | 56.8 |
| Top Speed [km/h] | 65.3 | 65.0 | 62.4 | 57.8 | 58.4 | 56.3 | 56.5 | 58.0 | 60.4 | 62.2 | 62.3 | 58.2 |
| Avg. Dist. to Rail [m] | 8.0 | 4.0 | 1.2 | 0.2 | 0.6 | 0.8 | 0.4 | 0.6 | 3.8 | 5.3 | 6.6 | 5.8 |
| Avg. Stride Freq. [Hz] | 2.1 | 2.2 | 2.2 | 2.2 | 2.2 | 2.1 | 2.1 | 2.1 | 2.2 | 2.3 | 2.2 | 2.2 |
| Avg. Stride Length [m] | 7.0 | 7.8 | 7.6 | 7.3 | 7.3 | 7.3 | 7.4 | 7.5 | 7.4 | 7.5 | 7.5 | 7.2 |



Report Created: Mon 01 January 2024 15:58:10 GMT+11 (Note: Timing is based on positional data)

- [] Ranking at each section and finish
- .-.- No data available at this section
- NA No data available

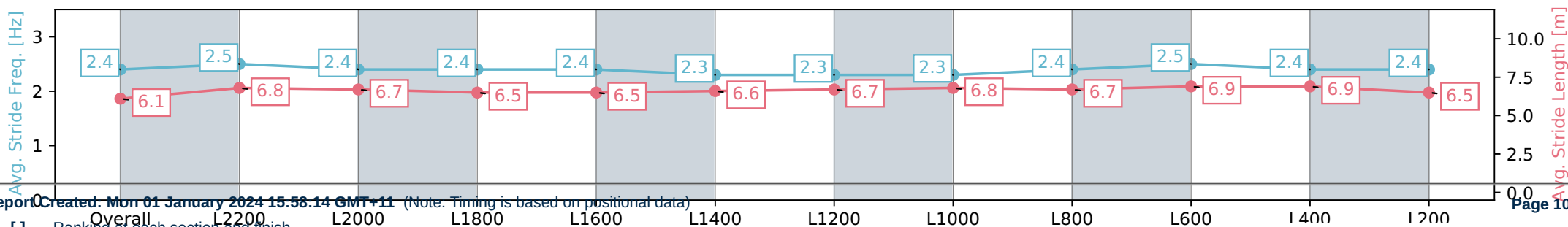
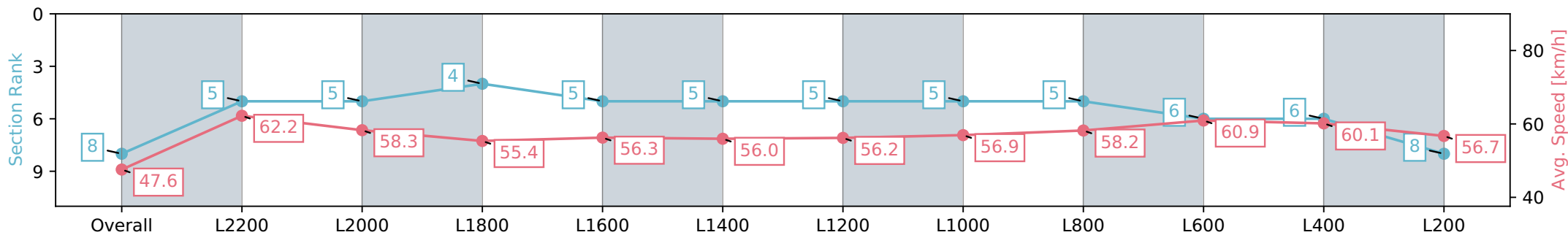
| | |
|----------------------------|-----------------|
| Horse/Jockey Name | QUEEN SARABI |
| Finish Rank | 8 |
| Fastest Section | 0:11.57 (L2200) |
| Top Speed [km/h] (Section) | 63.6 (L2200) |
| Race State | Finished |



Pukekohe Park NZ - Professional
 Race 6: QUEEN ELIZABETH II CUP - 2400m
 01 January 2024 - 3:04PM
 Track Rating: Heavy 8, Weather: Overcast, Rail Position: +3m



| Section | Overall | L2200 | L2000 | L1800 | L1600 | L1400 | L1200 | L1000 | L800 | L600 | L400 | L200 |
|------------------------|--------------------------|--------------------------|--------------------------|--------------------------|--------------------------|--------------------------|--------------------------|--------------------------|--------------------------|--------------------------|--------------------------|--------------------------|
| Section Times | 2:32.19 [8] (0:15.13) | 2:17.06 [5] (0:11.57) | 2:05.48 [5] (0:12.33) | 1:53.15 [4] (0:13.03) | 1:40.12 [5] (0:12.75) | 1:27.37 [5] (0:12.92) | 1:14.45 [5] (0:12.75) | 1:01.70 [5] (0:12.55) | 0:49.15 [5] (0:12.56) | 0:36.57 [6] (0:11.98) | 0:24.60 [6] (0:11.93) | 0:12.67 [8] (0:12.67) |
| Average Speed [km/h] | 47.6 | 62.2 | 58.3 | 55.4 | 56.3 | 56.0 | 56.2 | 56.9 | 58.2 | 60.9 | 60.1 | 56.7 |
| Top Speed [km/h] | 63.6 | 63.6 | 60.7 | 56.5 | 58.3 | 57.5 | 57.7 | 57.8 | 61.2 | 62.6 | 61.6 | 58.7 |
| Avg. Dist. to Rail [m] | 0.4 | 1.4 | 0.4 | 0.4 | 0.7 | 1.3 | 2.3 | 1.5 | 2.5 | 3.3 | 5.8 | 5.6 |
| Avg. Stride Freq. [Hz] | 2.4 | 2.5 | 2.4 | 2.4 | 2.4 | 2.3 | 2.3 | 2.3 | 2.4 | 2.5 | 2.4 | 2.4 |
| Avg. Stride Length [m] | 6.1 | 6.8 | 6.7 | 6.5 | 6.5 | 6.6 | 6.7 | 6.8 | 6.7 | 6.9 | 6.9 | 6.5 |



Report Created: Mon 01 January 2024 15:58:14 GMT+11 (Note: Timing is based on positional data)

- [] Ranking at each section and finish
- :-:- No data available at this section
- NA No data available