

Pukekohe Park NZ

Race 2: BARFOOT & THOMPSON 1600 - 1600m

01 January 2024 - 12:45PM

Track Rating: Unknown, Weather: Overcast, Rail Position: +3m

Section							Overall	L1400	L1200	L1000	L800	L600		
Field Times							1:38.03 (0:14.50)	1:23.53 (0:11.86)	1:11.67 (0:12.28)	0:59.39 (0:12.20)	0:47.19 (0:12.67)	0:34.52 (0:11.77)		
Position	#	Horse/Jockey	Barrier	Top Speed [km/h]	Fastest Section	First 400m							From Winner [m]	
1	8	ORCHESTRAL Craig Grylls	2	67.6 400-200	0:11.01 400-200	0:26.85	1:38.04 (0:14.77)	1:23.27 [7] (0:12.08)	1:11.19 [6] (0:12.26)	0:58.93 [6] (0:12.33)	0:46.60 [7] (0:12.52)	0:34.08 [7] (0:11.39)		
2	1	LUPO SOLITARIO Ryan Elliot	7	66.6 400-200	0:11.01 400-200	0:26.62	1:38.43 (0:14.64)	1:23.79 [3] (0:11.98)	1:11.81 [3] (0:12.20)	0:59.61 [4] (0:12.31)	0:47.30 [4] (0:12.56)	0:34.74 [4] (0:11.64)	+8	
3	9	MARS Michael McNab	4	68.1 400-200	0:10.95 400-200	0:26.90	1:38.56 (0:14.73)	1:23.83 [6] (0:12.17)	1:11.66 [7] (0:12.39)	0:59.27 [7] (0:12.12)	0:47.15 [6] (0:12.54)	0:34.61 [6] (0:11.62)	+4	
4	2	CITY GOLD READY Owen Bosson	3	65.2 400-200	0:11.23 400-200	0:27.26	1:38.75 (0:15.07)	1:23.68 [8] (0:12.19)	1:11.49 [8] (0:12.22)	0:59.27 [8] (0:12.10)	0:47.17 [8] (0:12.48)	0:34.69 [8] (0:11.63)	+4	
5	6	THE GREEN KEEPER Jason Collett	5	64.4 400-200	0:11.47 400-200	0:26.75	1:39.14 (0:14.68)	1:24.46 [4] (0:12.07)	1:12.39 [4] (0:12.15)	1:00.24 [5] (0:12.31)	0:47.93 [5] (0:12.47)	0:35.46 [3] (0:11.75)	-1	
6	5	SKAW VALLEY Bill Jacobson	8	65.6 400-200	0:11.36 400-200	0:26.80	1:39.19 (0:14.69)	1:24.50 [5] (0:12.11)	1:12.39 [5] (0:11.97)	1:00.42 [3] (0:12.36)	0:48.06 [3] (0:12.59)	0:35.47 [5] (0:11.78)	+12	
7	4	PERFECTMANZ Matthew Cameron	9	64.2 600-400	0:11.62 400-200	0:26.35	1:39.46 (0:14.53)	1:24.93 [2] (0:11.82)	1:13.11 [1] (0:12.41)	1:00.70 [2] (0:12.15)	0:48.55 [2] (0:12.60)	0:35.95 [1] (0:11.77)	+2	
8	3	LEROY BROWN James Doyle	6	63.0 600-400	0:11.89 1400-1200	0:26.38	1:40.53 (0:14.49)	1:26.04 [1] (0:11.89)	1:14.15 [2] (0:12.26)	1:01.89 [1] (0:12.19)	0:49.70 [1] (0:12.68)	0:37.02 [2] (0:11.91)	-1	

Scratched: The Weapon (#7)

Pukekohe Park NZ

Race 2: BARFOOT & THOMPSON 1600 - 1600m

01 January 2024 - 12:45PM

Track Rating: Unknown, Weather: Overcast, Rail Position: +3m

Section		Field Times												
Position	#	Horse/Jockey	Barrier	Top Speed [km/h]	Fastest Section	First 400m	L400 0:22.75 (0:11.06)	L200 0:11.69 (0:11.69)	Margin					From Winner [m]
1	8	ORCHESTRAL Craig Grylls	2	67.6 400-200	0:11.01 400-200	0:26.85	0:22.69 [3] (0:11.01)	0:11.68 [2] (0:11.68)	1:38.04					
2	1	LUPO SOLITARIO Ryan Elliot	7	66.6 400-200	0:11.01 400-200	0:26.62	0:23.10 [2] (0:11.01)	0:12.09 [1] (0:12.09)	2.6L					+8
3	9	MARS Michael McNab	4	68.1 400-200	0:10.95 400-200	0:26.90	0:22.99 [7] (0:10.95)	0:12.04 [3] (0:12.04)	3.5L					+4
4	2	CITY GOLD READY Owen Bosson	3	65.2 400-200	0:11.23 400-200	0:27.26	0:23.06 [8] (0:11.23)	0:11.83 [7] (0:11.83)	4.7L					+4
5	6	THE GREEN KEEPER Jason Collett	5	64.4 400-200	0:11.47 400-200	0:26.75	0:23.71 [5] (0:11.47)	0:12.24 [5] (0:12.24)	7.4L					-1
6	5	SKAW VALLEY Bill Jacobson	8	65.6 400-200	0:11.36 400-200	0:26.80	0:23.69 [6] (0:11.36)	0:12.33 [4] (0:12.33)	7.7L					+12
7	4	PERFECTMANZ Matthew Cameron	9	64.2 600-400	0:11.62 400-200	0:26.35	0:24.18 [1] (0:11.62)	0:12.56 [6] (0:12.56)	9.5L					+2
8	3	LEROY BROWN James Doyle	6	63.0 600-400	0:11.89 1400-1200	0:26.38	0:25.11 [4] (0:12.04)	0:13.07 [8] (0:13.07)	16.6L					-1

Scratched: The Weapon (#7)

Horse/Jockey Name	ORCHESTRAL
Finish Rank	1
Fastest Section	0:11.01 (L400)
Top Speed [km/h] (Section)	67.6 (L400)
Race State	Finished



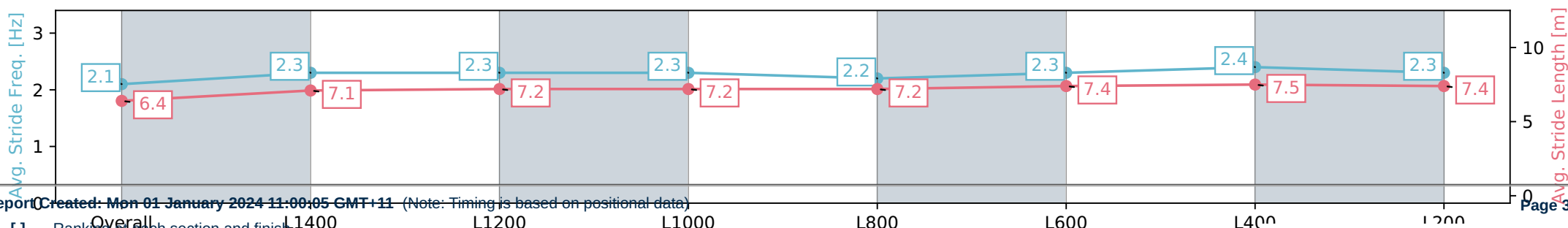
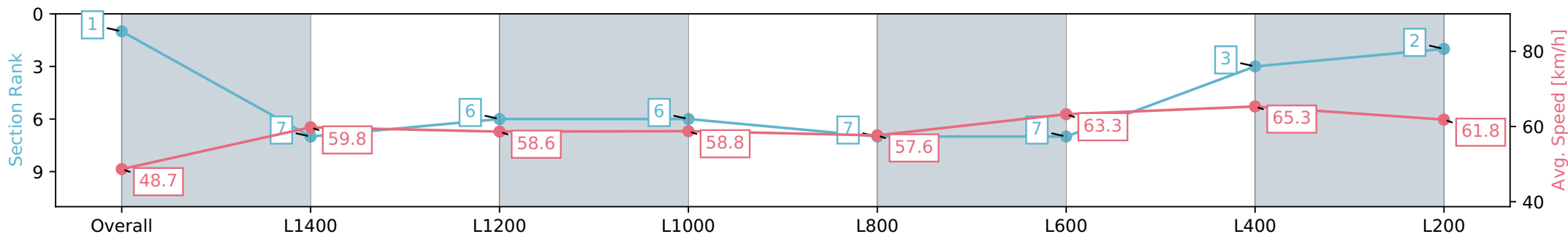
Pukekohe Park NZ - Professional
 Race 2: BARFOOT & THOMPSON 1600 - 1600m

01 January 2024 - 12:45PM



Track Rating: Unknown, Weather: Overcast, Rail Position: +3m

Section	Overall	L1400	L1200	L1000	L800	L600	L400	L200
Section Times	1:38.04 [1] (0:14.77)	1:23.27 [7] (0:12.08)	1:11.19 [6] (0:12.26)	0:58.93 [6] (0:12.33)	0:46.60 [7] (0:12.52)	0:34.08 [7] (0:11.39)	0:22.69 [3] (0:11.01)	0:11.68 [2] (0:11.68)
Average Speed [km/h]	48.7	59.8	58.6	58.8	57.6	63.3	65.3	61.8
Top Speed [km/h]	60.8	60.4	59.9	59.8	59.8	67.3	67.6	64.4
Avg. Dist. to Rail [m]	3.2	1.2	0.5	0.8	0.6	0.4	1.7	2.4
Avg. Stride Freq. [Hz]	2.1	2.3	2.3	2.3	2.2	2.3	2.4	2.3
Avg. Stride Length [m]	6.4	7.1	7.2	7.2	7.2	7.4	7.5	7.4



Report Created: Mon 01 January 2024 11:00:05 GMT+11 (Note: Timing is based on positional data)

- [] Ranking at each section and finish
- .-.- No data available at this section
- NA No data available

Horse/Jockey Name	LUPO SOLITARIO
Finish Rank	2
Fastest Section	0:11.01 (L400)
Top Speed [km/h] (Section)	66.6 (L400)
Race State	Finished



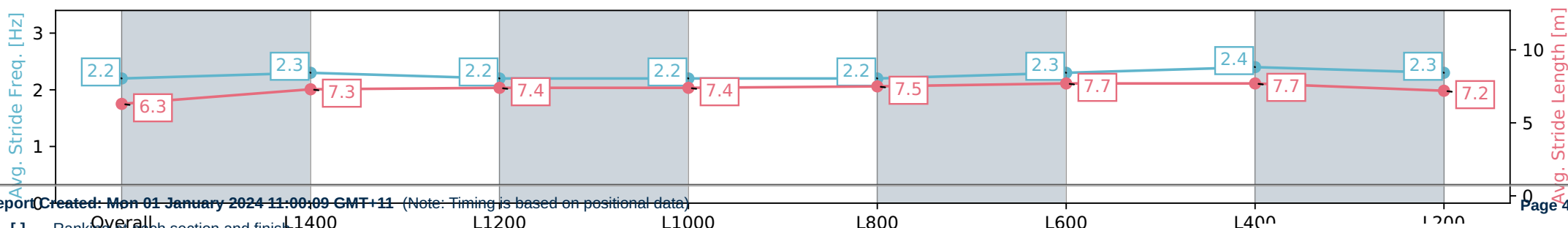
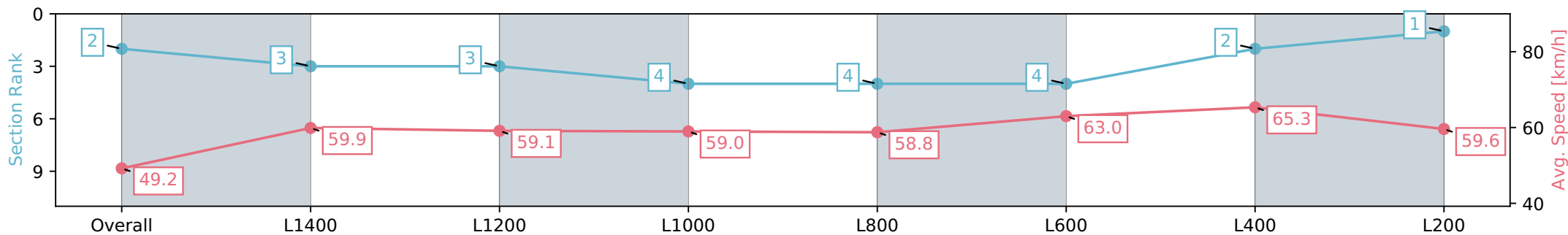
Pukekohe Park NZ - Professional
 Race 2: BARFOOT & THOMPSON 1600 - 1600m

01 January 2024 - 12:45PM



Track Rating: Unknown, Weather: Overcast, Rail Position: +3m

Section	Overall	L1400	L1200	L1000	L800	L600	L400	L200
Section Times	1:38.43 [2] (0:14.64)	1:23.79 [3] (0:11.98)	1:11.81 [3] (0:12.20)	0:59.61 [4] (0:12.31)	0:47.30 [4] (0:12.56)	0:34.74 [4] (0:11.64)	0:23.10 [2] (0:11.01)	0:12.09 [1] (0:12.09)
Average Speed [km/h]	49.2	59.9	59.1	59.0	58.8	63.0	65.3	59.6
Top Speed [km/h]	62.0	62.1	60.5	60.6	60.6	66.1	66.6	64.6
Avg. Dist. to Rail [m]	4.9	1.1	1.4	1.8	4.3	4.7	6.4	6.2
Avg. Stride Freq. [Hz]	2.2	2.3	2.2	2.2	2.2	2.3	2.4	2.3
Avg. Stride Length [m]	6.3	7.3	7.4	7.4	7.5	7.7	7.7	7.2



Report Created: Mon 01 January 2024 11:00:09 GMT+11 (Note: Timing is based on positional data)

- [] Ranking at each section and finish
- .-.- No data available at this section
- NA No data available

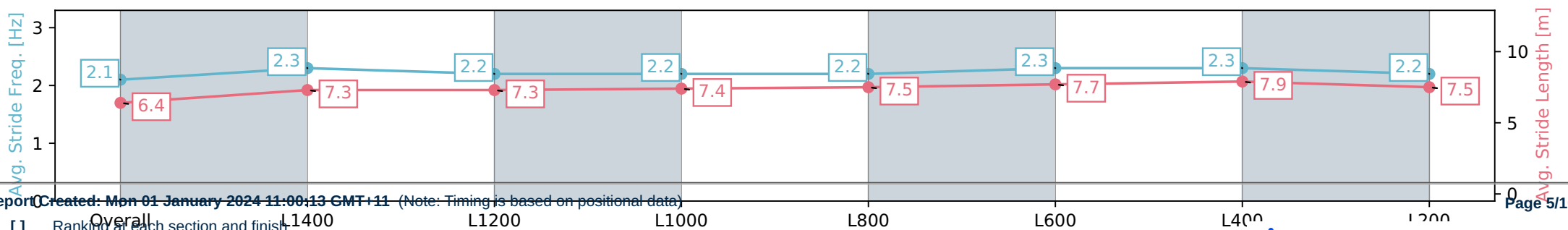
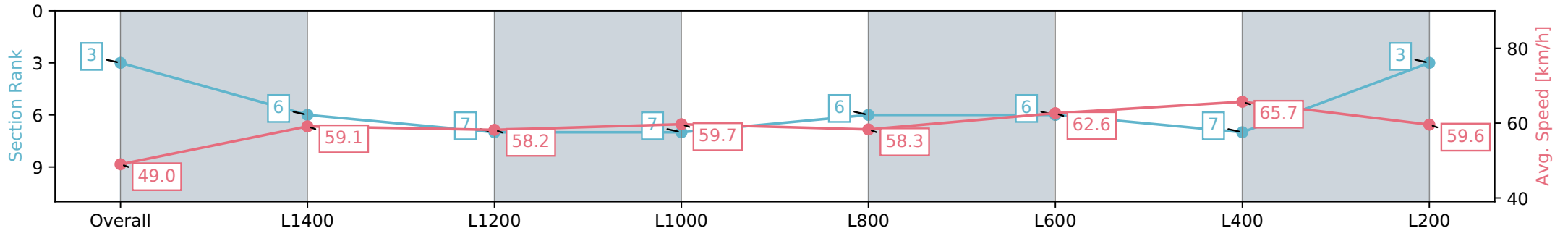
Horse/Jockey Name	MARS
Finish Rank	3
Fastest Section	0:10.95 (L400)
Top Speed [km/h] (Section)	68.1 (L400)
Race State	Finished



Pukekohe Park NZ - Professional
 Race 2: BARFOOT & THOMPSON 1600 - 1600m
 01 January 2024 - 12:45PM
 Track Rating: Unknown, Weather: Overcast, Rail Position: +3m



Section	Overall	L1400	L1200	L1000	L800	L600	L400	L200
Section Times	1:38.56 [3] (0:14.73)	1:23.83 [6] (0:12.17)	1:11.66 [7] (0:12.39)	0:59.27 [7] (0:12.12)	0:47.15 [6] (0:12.54)	0:34.61 [6] (0:11.62)	0:22.99 [7] (0:10.95)	0:12.04 [3] (0:12.04)
Average Speed [km/h]	49.0	59.1	58.2	59.7	58.3	62.6	65.7	59.6
Top Speed [km/h]	61.3	60.7	59.6	61.3	60.0	66.6	68.1	63.4
Avg. Dist. to Rail [m]	4.8	1.6	1.2	1.0	2.5	3.9	7.8	8.6
Avg. Stride Freq. [Hz]	2.1	2.3	2.2	2.2	2.2	2.3	2.3	2.2
Avg. Stride Length [m]	6.4	7.3	7.3	7.4	7.5	7.7	7.9	7.5



Report Created: Mon 01 January 2024 11:00:13 GMT+11 (Note: Timing is based on positional data)

- [] Ranking at each section and finish
- .-.- No data available at this section
- NA No data available

Horse/Jockey Name	CITY GOLD READY
Finish Rank	4
Fastest Section	0:11.23 (L400)
Top Speed [km/h] (Section)	65.2 (L400)
Race State	Finished



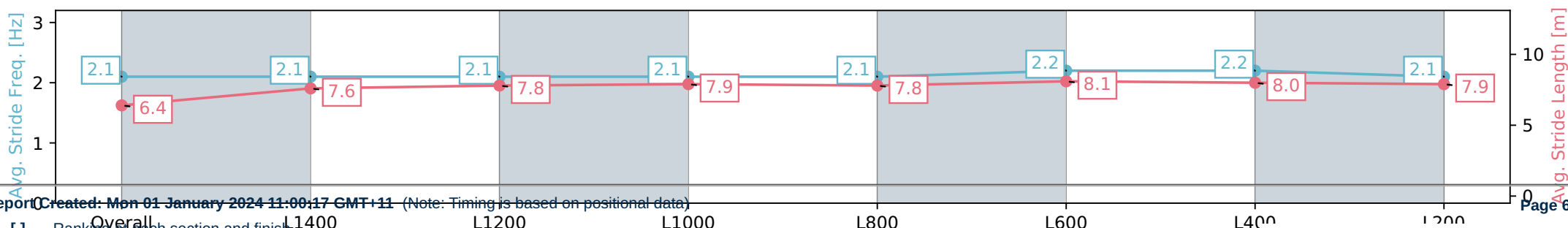
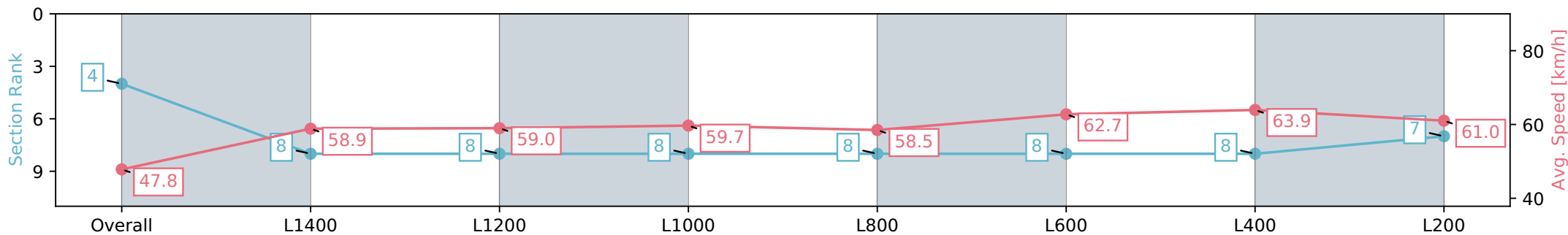
Pukekohe Park NZ - Professional
Race 2: BARFOOT & THOMPSON 1600 - 1600m

01 January 2024 - 12:45PM



Track Rating: Unknown, Weather: Overcast, Rail Position: +3m

Section	Overall	L1400	L1200	L1000	L800	L600	L400	L200
Section Times	1:38.75 [4] (0:15.07)	1:23.68 [8] (0:12.19)	1:11.49 [8] (0:12.22)	0:59.27 [8] (0:12.10)	0:47.17 [8] (0:12.48)	0:34.69 [8] (0:11.63)	0:23.06 [8] (0:11.23)	0:11.83 [7] (0:11.83)
Average Speed [km/h]	47.8	58.9	59.0	59.7	58.5	62.7	63.9	61.0
Top Speed [km/h]	60.1	60.5	59.3	60.7	60.1	64.9	65.2	63.1
Avg. Dist. to Rail [m]	2.3	1.2	1.2	0.6	2.3	3.9	8.3	7.6
Avg. Stride Freq. [Hz]	2.1	2.1	2.1	2.1	2.1	2.2	2.2	2.1
Avg. Stride Length [m]	6.4	7.6	7.8	7.9	7.8	8.1	8.0	7.9



Report Created: Mon 01 January 2024 11:00:17 GMT+11 (Note: Timing is based on positional data)

- [] Ranking at each section and finish
- .-.- No data available at this section
- NA No data available

Horse/Jockey Name	THE GREEN KEEPER
Finish Rank	5
Fastest Section	0:11.47 (L400)
Top Speed [km/h] (Section)	64.4 (L400)
Race State	Finished

AUCKLAND
THOROUGHBRED
RACING
SINCE 1874

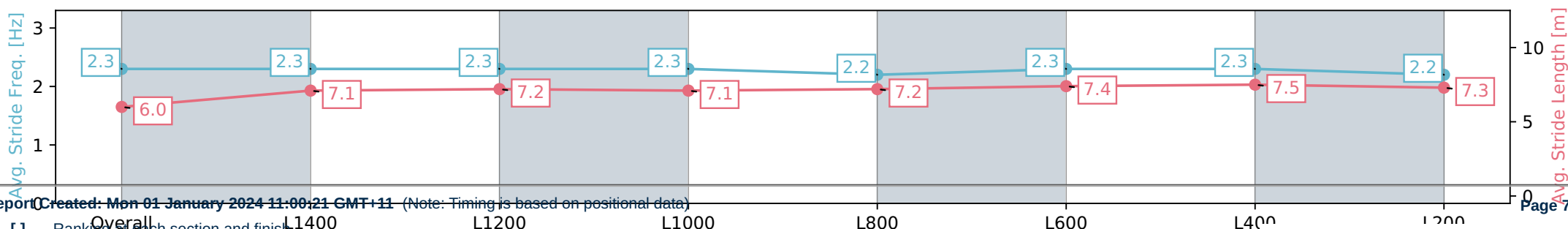
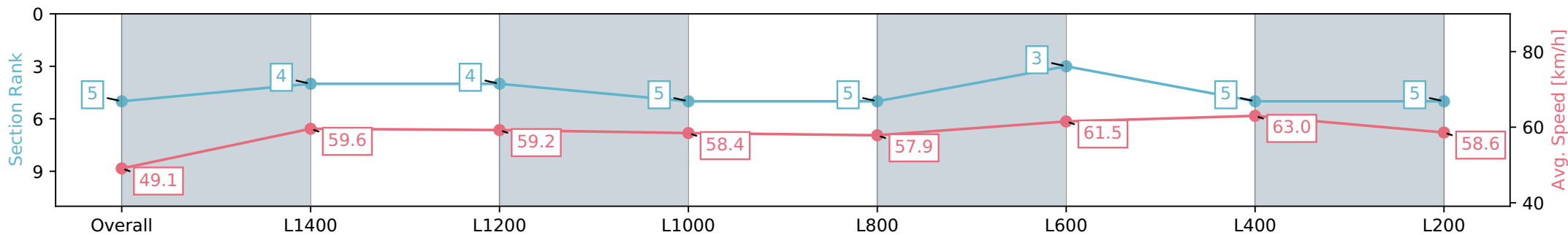
Pukekohe Park NZ - Professional
Race 2: BARFOOT & THOMPSON 1600 - 1600m

01 January 2024 - 12:45PM

PUKEKOHE
PARK

Track Rating: Unknown, Weather: Overcast, Rail Position: +3m

Section	Overall	L1400	L1200	L1000	L800	L600	L400	L200
Section Times	1:39.14 [5] (0:14.68)	1:24.46 [4] (0:12.07)	1:12.39 [4] (0:12.15)	1:00.24 [5] (0:12.31)	0:47.93 [5] (0:12.47)	0:35.46 [3] (0:11.75)	0:23.71 [5] (0:11.47)	0:12.24 [5] (0:12.24)
Average Speed [km/h]	49.1	59.6	59.2	58.4	57.9	61.5	63.0	58.6
Top Speed [km/h]	61.1	60.9	60.1	59.1	58.7	64.1	64.4	60.4
Avg. Dist. to Rail [m]	3.7	0.9	1.2	0.5	0.9	1.4	4.7	4.3
Avg. Stride Freq. [Hz]	2.3	2.3	2.3	2.3	2.2	2.3	2.3	2.2
Avg. Stride Length [m]	6.0	7.1	7.2	7.1	7.2	7.4	7.5	7.3



Report Created: Mon 01 January 2024 11:00:21 GMT+11 (Note: Timing is based on positional data)

- [] Ranking at each section and finish
- .-.- No data available at this section
- NA No data available

data processed by



Horse/Jockey Name	SKAW VALLEY
Finish Rank	6
Fastest Section	0:11.36 (L400)
Top Speed [km/h] (Section)	65.6 (L400)
Race State	Finished

AUCKLAND
THOROUGHBRED
RACING
SINCE 1874

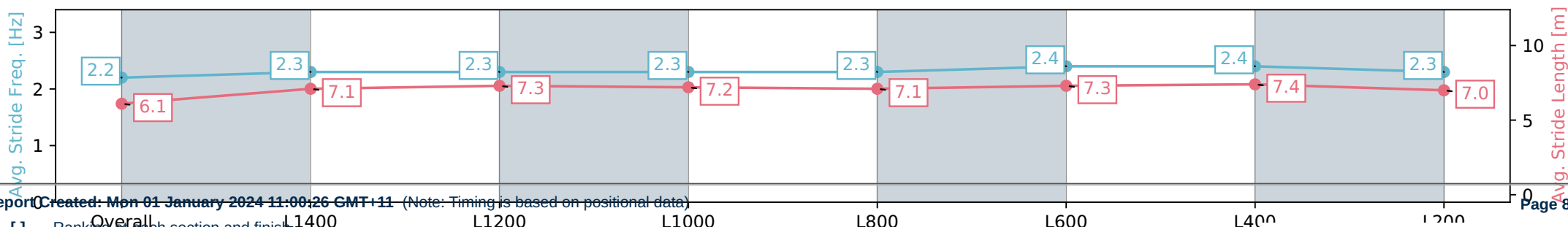
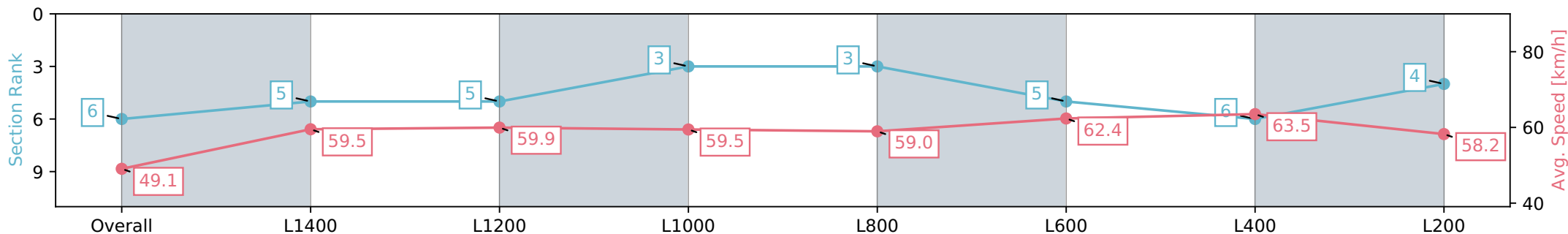
Pukekohe Park NZ - Professional
Race 2: BARFOOT & THOMPSON 1600 - 1600m

01 January 2024 - 12:45PM

PUKEKOHE
PARK

Track Rating: Unknown, Weather: Overcast, Rail Position: +3m

Section	Overall	L1400	L1200	L1000	L800	L600	L400	L200
Section Times	1:39.19 [6] (0:14.69)	1:24.50 [5] (0:12.11)	1:12.39 [5] (0:11.97)	1:00.42 [3] (0:12.36)	0:48.06 [3] (0:12.59)	0:35.47 [5] (0:11.78)	0:23.69 [6] (0:11.36)	0:12.33 [4] (0:12.33)
Average Speed [km/h]	49.1	59.5	59.9	59.5	59.0	62.4	63.5	58.2
Top Speed [km/h]	60.8	60.5	61.2	60.3	61.3	64.6	65.6	60.5
Avg. Dist. to Rail [m]	6.3	2.7	2.3	3.6	5.0	5.4	8.2	7.5
Avg. Stride Freq. [Hz]	2.2	2.3	2.3	2.3	2.3	2.4	2.4	2.3
Avg. Stride Length [m]	6.1	7.1	7.3	7.2	7.1	7.3	7.4	7.0



Report Created: Mon 01 January 2024 11:00:26 GMT+11 (Note: Timing is based on positional data)

- [] Ranking at each section and finish
- .-.- No data available at this section
- NA No data available

data processed by



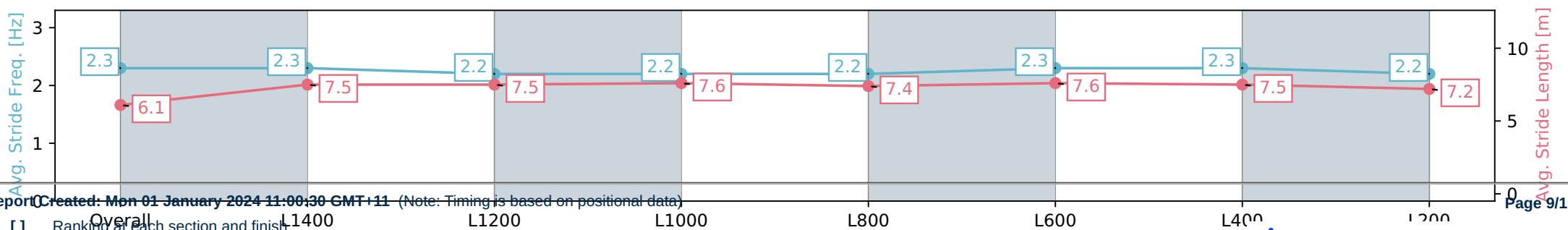
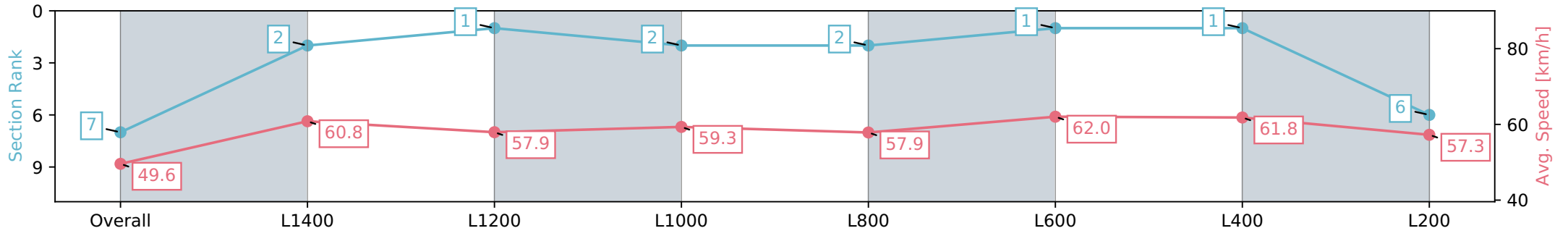
Horse/Jockey Name	PERFECTMANZ
Finish Rank	7
Fastest Section	0:11.62 (L400)
Top Speed [km/h] (Section)	64.2 (L600)
Race State	Finished



Pukekohe Park NZ - Professional
 Race 2: BARFOOT & THOMPSON 1600 - 1600m
 01 January 2024 - 12:45PM
 Track Rating: Unknown, Weather: Overcast, Rail Position: +3m



Section	Overall	L1400	L1200	L1000	L800	L600	L400	L200
Section Times	1:39.46 [7] (0:14.53)	1:24.93 [2] (0:11.82)	1:13.11 [1] (0:12.41)	1:00.70 [2] (0:12.15)	0:48.55 [2] (0:12.60)	0:35.95 [1] (0:11.77)	0:24.18 [1] (0:11.62)	0:12.56 [6] (0:12.56)
Average Speed [km/h]	49.6	60.8	57.9	59.3	57.9	62.0	61.8	57.3
Top Speed [km/h]	63.0	63.2	59.0	60.7	58.6	64.2	64.0	61.0
Avg. Dist. to Rail [m]	8.1	3.3	1.4	0.4	2.1	3.2	3.4	1.7
Avg. Stride Freq. [Hz]	2.3	2.3	2.2	2.2	2.2	2.3	2.3	2.2
Avg. Stride Length [m]	6.1	7.5	7.5	7.6	7.4	7.6	7.5	7.2



Report Created: Mon 01 January 2024 11:00:30 GMT+11 (Note: Timing is based on positional data)

- [] Ranking at each section and finish
- .-.- No data available at this section
- NA No data available

Horse/Jockey Name	LEROY BROWN
Finish Rank	8
Fastest Section	0:11.89 (L1400)
Top Speed [km/h] (Section)	63.0 (L600)
Race State	Finished



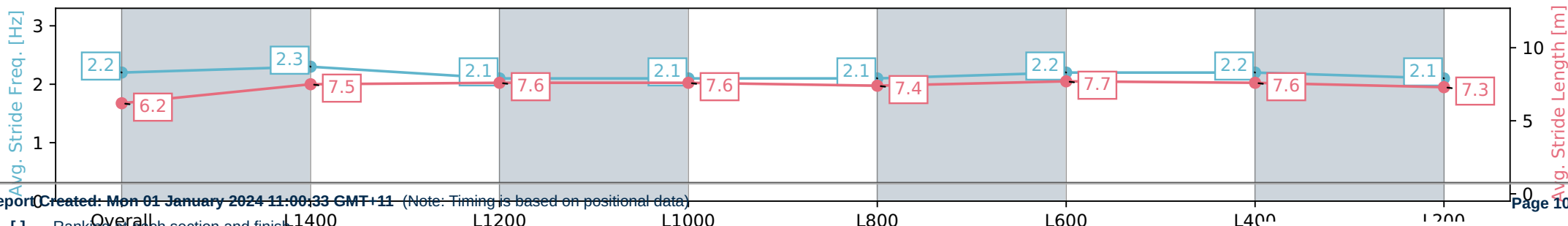
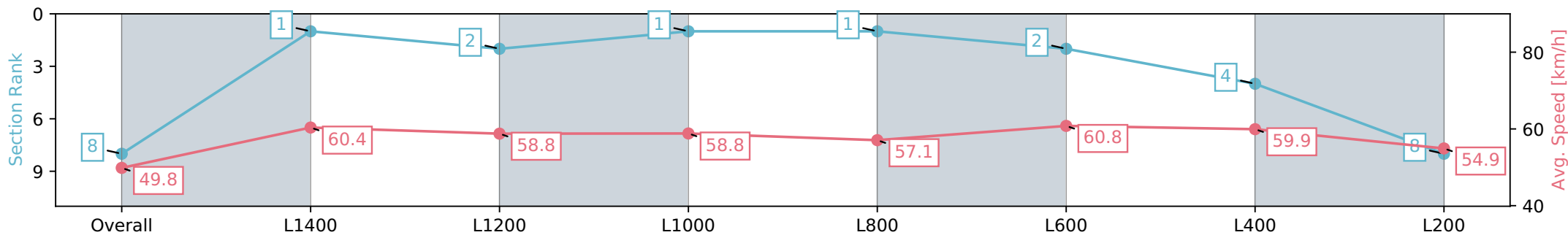
Pukekohe Park NZ - Professional
 Race 2: BARFOOT & THOMPSON 1600 - 1600m

01 January 2024 - 12:45PM



Track Rating: Unknown, Weather: Overcast, Rail Position: +3m

Section	Overall	L1400	L1200	L1000	L800	L600	L400	L200
Section Times	1:40.53 [8] (0:14.49)	1:26.04 [1] (0:11.89)	1:14.15 [2] (0:12.26)	1:01.89 [1] (0:12.19)	0:49.70 [1] (0:12.68)	0:37.02 [2] (0:11.91)	0:25.11 [4] (0:12.04)	0:13.07 [8] (0:13.07)
Average Speed [km/h]	49.8	60.4	58.8	58.8	57.1	60.8	59.9	54.9
Top Speed [km/h]	62.6	62.1	59.7	59.6	57.8	63.0	62.5	58.3
Avg. Dist. to Rail [m]	4.0	0.6	1.0	0.9	1.1	1.5	2.5	4.6
Avg. Stride Freq. [Hz]	2.2	2.3	2.1	2.1	2.1	2.2	2.2	2.1
Avg. Stride Length [m]	6.2	7.5	7.6	7.6	7.4	7.7	7.6	7.3



Report Created: Mon 01 January 2024 11:00:33 GMT+11 (Note: Timing is based on positional data)

- [] Ranking at each section and finish
- .-.- No data available at this section
- NA No data available