

**Pukekohe Park NZ**

**Race 10: ELLERSLIE EVENTS 1600 - 1600m**

01 January 2024 - 5:32PM

Track Rating: Heavy 8, Weather: Overcast, Rail Position: +3m

Section							Overall	L1400	L1200	L1000	L800	L600		
Field Times							1:37.86 (0:14.14)	1:23.72 (0:12.06)	1:11.66 (0:12.33)	0:59.33 (0:12.40)	0:46.93 (0:12.11)	0:34.82 (0:11.54)		
Position	#	Horse/Jockey	Barrier	Top Speed [km/h]	Fastest Section	First 400m							From Winner [m]	
1	4	<b>BILLY BUNTER</b> James Doyle	13	67.7 600-400	0:11.03 400-200	0:26.84	1:37.87 (0:14.82)	1:23.05 [8] (0:12.02)	1:11.03 [6] (0:12.64)	0:58.39 [7] (0:12.53)	0:45.86 [8] (0:11.86)	0:34.00 [8] (0:11.26)		
2	11	<b>KIND THOUGHTS</b> Matthew Cameron	6	66.7 600-400	0:11.09 400-200	0:26.55	1:37.90 (0:14.42)	1:23.48 [3] (0:12.13)	1:11.35 [4] (0:12.61)	0:58.74 [4] (0:12.41)	0:46.33 [4] (0:12.04)	0:34.28 [4] (0:11.49)	-2	
3	10	<b>MOSINVADER</b> Craig Grylls	1	67.8 400-200	0:11.07 400-200	0:26.85	1:37.90 (0:14.66)	1:23.24 [6] (0:12.19)	1:11.05 [7] (0:12.38)	0:58.67 [5] (0:12.48)	0:46.19 [5] (0:11.96)	0:34.23 [5] (0:11.28)	-6	
4	2	<b>AGERA</b> Michael McNab	5	65.8 400-200	0:11.26 400-200	0:26.48	1:37.99 (0:14.15)	1:23.84 [2] (0:12.33)	1:11.51 [3] (0:12.48)	0:59.03 [3] (0:12.42)	0:46.61 [3] (0:12.10)	0:34.51 [3] (0:11.34)	-9	
5	7	<b>WALLEN</b> Ryan Elliot	9	67.3 600-400	0:10.96 400-200	0:27.03	1:38.02 (0:14.79)	1:23.23 [7] (0:12.24)	1:10.99 [9] (0:12.64)	0:58.35 [9] (0:12.56)	0:45.79 [9] (0:11.87)	0:33.92 [9] (0:11.38)	+3	
6	16	<b>JAFFIRA</b> Owen Bosson	7	66.5 400-200	0:11.28 400-200	0:26.20	1:38.13 (0:14.14)	1:23.99 [1] (0:12.06)	1:11.93 [1] (0:12.34)	0:59.59 [1] (0:12.39)	0:47.20 [1] (0:12.11)	0:35.09 [1] (0:11.54)	-4	
7	8	<b>DESERT MYSTIC</b> Masahiro Hashizume	2	66.5 600-400	0:11.16 400-200	0:27.07	1:38.30 (0:15.00)	1:23.30 [12] (0:12.07)	1:11.23 [10] (0:12.54)	0:58.69 [8] (0:12.26)	0:46.43 [7] (0:11.90)	0:34.53 [6] (0:11.31)	-6	
8	1	<b>POW TONG</b> Sam Weatherley	4	67.2 400-200	0:11.14 400-200	0:26.75	1:38.36 (0:14.57)	1:23.78 [5] (0:12.17)	1:11.61 [5] (0:12.71)	0:58.90 [6] (0:12.35)	0:46.55 [6] (0:11.99)	0:34.56 [7] (0:11.43)	-2	
9	18	<b>WANDA LU</b> Jasmine Fawcett	8	67.6 400-200	0:11.05 400-200	0:27.14	1:38.38 (0:14.96)	1:23.42 [10] (0:12.18)	1:11.24 [11] (0:12.72)	0:58.52 [10] (0:12.46)	0:46.06 [10] (0:11.88)	0:34.18 [10] (0:11.23)	-4	
10	13	<b>MADAME MOET</b> Mereana Hudson	10	68.3 400-200	0:11.07 400-200	0:27.43	1:38.72 (0:15.15)	1:23.56 [13] (0:12.28)	1:11.28 [13] (0:12.70)	0:58.59 [13] (0:12.46)	0:46.13 [13] (0:11.87)	0:34.26 [12] (0:11.38)		

Report Created: Mon 01 January 2024 15:46:33 GMT+11 (Note: Timing is based on positional data)  
 [ ] Position in running at each section and finish SCN Saddle cloth number Background shading for fastest section  
 --- No data available at this section DNF Did not finish  
 Scratched: Cimarron (#3), Infer (#5), Geriatrix (#9), Noyak (#15), Sun And Heir (#17), La Mezquita (#19)  
 NA No data available DNT Did not track

# Pukekohe Park NZ

## Race 10: ELLERSLIE EVENTS 1600 - 1600m

01 January 2024 - 5:32PM

Track Rating: Heavy 8, Weather: Overcast, Rail Position: +3m



Section							Overall	L1400	L1200	L1000	L800	L600		
Field Times							1:37.86 (0:14.14)	1:23.72 (0:12.06)	1:11.66 (0:12.33)	0:59.33 (0:12.40)	0:46.93 (0:12.11)	0:34.82 (0:11.54)		
Position	#	Horse/Jockey	Barrier	Top Speed [km/h]	Fastest Section	First 400m								From Winner [m]
11	6	<b>THEGEEWAGON</b> Ace Lawson-Carroll	17	67.2 400-200	0:11.15 400-200	0:27.25	1:39.34 (0:14.99)	1:24.35 [11] (0:12.26)	1:12.09 [12] (0:12.75)	0:59.34 [12] (0:12.50)	0:46.84 [11] (0:11.78)	0:35.06 [11] (0:11.48)		+0
12	12	<b>PICK OF THE LITTER</b> Vincent Colgan	15	65.8 400-200	0:11.39 400-200	0:27.01	1:39.91 (0:14.87)	1:25.04 [9] (0:12.14)	1:12.90 [8] (0:12.90)	1:00.00 [11] (0:12.67)	0:47.33 [12] (0:11.89)	0:35.44 [13] (0:11.45)		+2
13	14	<b>OMINOUS</b> Warren Kennedy	12	63.0 1400-1200	0:11.81 1400-1200	0:26.38	1:41.88 (0:14.56)	1:27.31 [4] (0:11.81)	1:15.50 [2] (0:12.40)	1:03.10 [2] (0:12.37)	0:50.73 [2] (0:12.13)	0:38.60 [2] (0:11.82)		-3

Scratched: Cimarron (#3), Infer (#5), Geriatrix (#9), Novak (#15), Sun And Heir (#17), La Mezquita (#19)

**Pukekohe Park NZ**

**Race 10: ELLERSLIE EVENTS 1600 - 1600m**

01 January 2024 - 5:32PM

Track Rating: Heavy 8, Weather: Overcast, Rail Position: +3m

Section				L400	L200								
Field Times				0:23.28	0:12.00								
				(0:11.28)	(0:12.00)								
Position	#	Horse/Jockey	Barrier	Top Speed [km/h]	Fastest Section	First 400m	Margin				From Winner [m]		
1	4	<b>BILLY BUNTER</b> James Doyle	13	67.7 600-400	0:11.03 400-200	0:26.84	0:22.74 [7] (0:11.03)	0:11.71 [4] (0:11.71)	1:37.87				
2	11	<b>KIND THOUGHTS</b> Matthew Cameron	6	66.7 600-400	0:11.09 400-200	0:26.55	0:22.80 [5] (0:11.09)	0:11.71 [5] (0:11.71)	0.2L				-2
3	10	<b>MOSINVADER</b> Craig Grylls	1	67.8 400-200	0:11.07 400-200	0:26.85	0:22.95 [3] (0:11.07)	0:11.88 [2] (0:11.88)	0.3L				-6
4	2	<b>AGERA</b> Michael McNab	5	65.8 400-200	0:11.26 400-200	0:26.48	0:23.17 [2] (0:11.26)	0:11.91 [3] (0:11.91)	0.8L				-9
5	7	<b>WALLEN</b> Ryan Elliot	9	67.3 600-400	0:10.96 400-200	0:27.03	0:22.54 [10] (0:10.96)	0:11.57 [8] (0:11.57)	1.0L				+3
6	16	<b>JAFFIRA</b> Owen Bosson	7	66.5 400-200	0:11.28 400-200	0:26.20	0:23.55 [1] (0:11.28)	0:12.27 [1] (0:12.27)	1.8L				-4
7	8	<b>DESERT MYSTIC</b> Masahiro Hashizume	2	66.5 600-400	0:11.16 400-200	0:27.07	0:23.22 [4] (0:11.16)	0:12.06 [6] (0:12.06)	2.9L				-6
8	1	<b>POW TONG</b> Sam Weatherley	4	67.2 400-200	0:11.14 400-200	0:26.75	0:23.13 [8] (0:11.14)	0:11.99 [7] (0:11.99)	3.3L				-2
9	18	<b>WANDA LU</b> Jasmine Fawcett	8	67.6 400-200	0:11.05 400-200	0:27.14	0:22.95 [9] (0:11.05)	0:11.90 [9] (0:11.90)	3.4L				-4
10	13	<b>MADAME MOET</b> Mereana Hudson	10	68.3 400-200	0:11.07 400-200	0:27.43	0:22.88 [12] (0:11.07)	0:11.81 [10] (0:11.81)	5.7L				

**Pukekohe Park NZ**

**Race 10: ELLERSLIE EVENTS 1600 - 1600m**

01 January 2024 - 5:32PM

Track Rating: Heavy 8, Weather: Overcast, Rail Position: +3m

Section		Field Times												
Position	#	Horse/Jockey	Barrier	Top Speed [km/h]	Fastest Section	First 400m	L400 0:23.28 (0:11.28)	L200 0:12.00 (0:12.00)	Margin					From Winner [m]
11	6	<b>THEGEEWAGON</b>	17	67.2	0:11.15	0:27.25	0:23.57 [11]	0:12.43 [11]	9.8L					+0
		Ace Lawson-Carroll		400-200	400-200		(0:11.15)	(0:12.43)						
12	12	<b>PICK OF THE LITTER</b>	15	65.8	0:11.39	0:27.01	0:23.99 [13]	0:12.60 [12]	13.6L					+2
		Vincent Colgan		400-200	400-200		(0:11.39)	(0:12.60)						
13	14	<b>OMINOUS</b>	12	63.0	0:11.81	0:26.38	0:26.78 [6]	0:14.53 [13]	26.8L					-3
		Warren Kennedy		1400-1200	1400-1200		(0:12.25)	(0:14.53)						

Scratched: Cimarron (#3), Infer (#5), Geriatrix (#9), Novak (#15), Sun And Heir (#17), La Mezquita (#19)

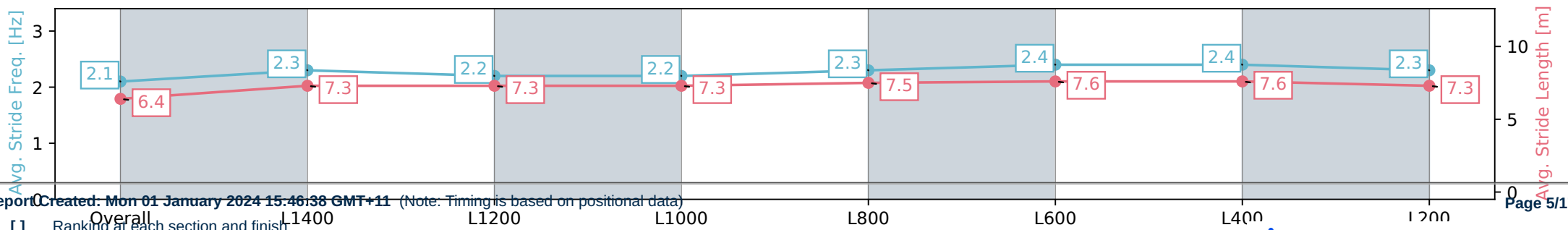
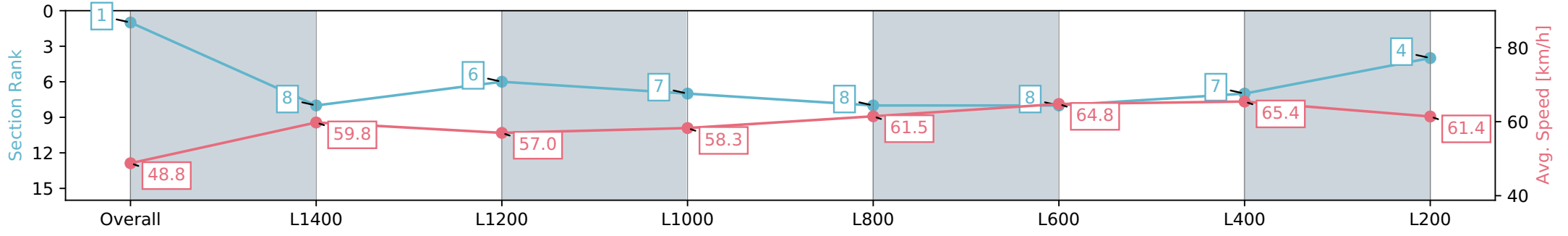
Horse/Jockey Name	BILLY BUNTER
Finish Rank	1
Fastest Section	0:11.03 (L400)
Top Speed [km/h] (Section)	67.7 (L600)
Race State	Finished



Pukekohe Park NZ - Professional  
 Race 10: ELLERSLIE EVENTS 1600 - 1600m  
 01 January 2024 - 5:32PM  
 Track Rating: Heavy 8, Weather: Overcast, Rail Position: +3m



Section	Overall	L1400	L1200	L1000	L800	L600	L400	L200
Section Times	1:37.87 [1] (0:14.82)	1:23.05 [8] (0:12.02)	1:11.03 [6] (0:12.64)	0:58.39 [7] (0:12.53)	0:45.86 [8] (0:11.86)	0:34.00 [8] (0:11.26)	0:22.74 [7] (0:11.03)	0:11.71 [4] (0:11.71)
Average Speed [km/h]	48.8	59.8	57.0	58.3	61.5	64.8	65.4	61.4
Top Speed [km/h]	60.8	61.5	59.0	61.2	62.8	67.7	67.4	63.8
Avg. Dist. to Rail [m]	8.0	2.8	1.9	2.1	2.0	4.5	6.4	4.9
Avg. Stride Freq. [Hz]	2.1	2.3	2.2	2.2	2.3	2.4	2.4	2.3
Avg. Stride Length [m]	6.4	7.3	7.3	7.3	7.5	7.6	7.6	7.3



Report Created: Mon 01 January 2024 15:46:38 GMT+11 (Note: Timing is based on positional data)

- [ ] Ranking at each section and finish
- :-:- No data available at this section
- NA No data available

Horse/Jockey Name	KIND THOUGHTS
Finish Rank	2
Fastest Section	0:11.09 (L400)
Top Speed [km/h] (Section)	66.7 (L600)
Race State	Finished

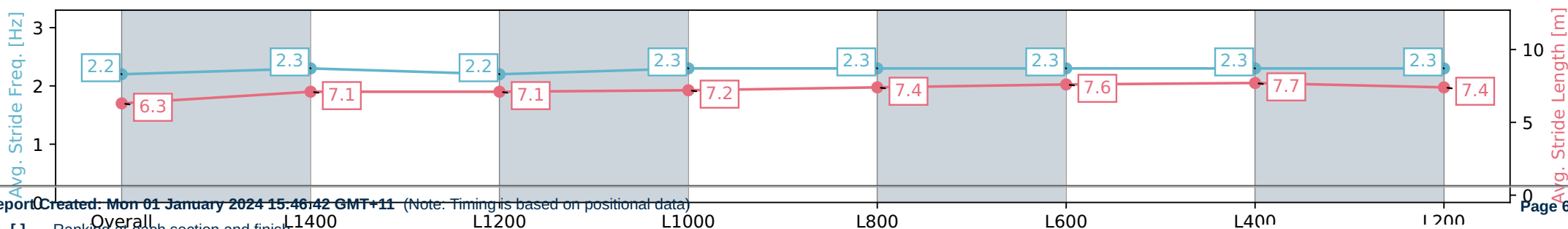
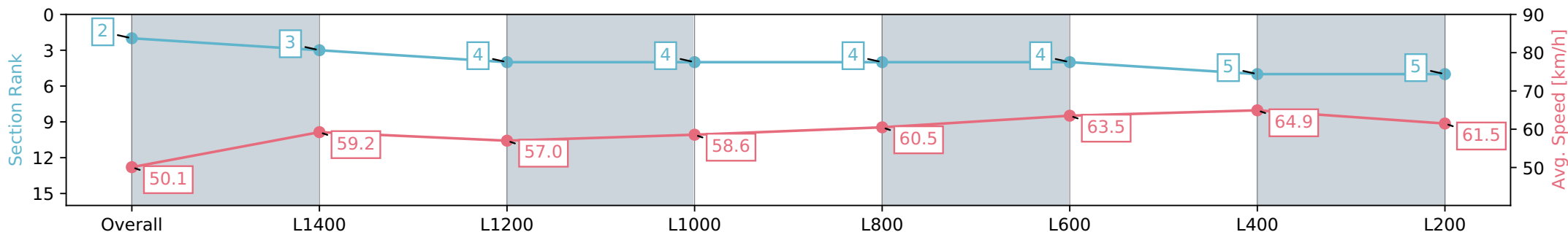
AUCKLAND  
THOROUGHBRED  
RACING  
SINCE 1874

Pukekohe Park NZ - Professional  
Race 10: ELLERSLIE EVENTS 1600 - 1600m  
01 January 2024 - 5:32PM

PUKEKOHE  
PARK

Track Rating: Heavy 8, Weather: Overcast, Rail Position: +3m

Section	Overall	L1400	L1200	L1000	L800	L600	L400	L200
Section Times	1:37.90 [2] (0:14.42)	1:23.48 [3] (0:12.13)	1:11.35 [4] (0:12.61)	0:58.74 [4] (0:12.41)	0:46.33 [4] (0:12.04)	0:34.28 [4] (0:11.49)	0:22.80 [5] (0:11.09)	0:11.71 [5] (0:11.71)
Average Speed [km/h]	50.1	59.2	57.0	58.6	60.5	63.5	64.9	61.5
Top Speed [km/h]	61.0	61.2	58.9	60.1	62.7	66.7	65.8	62.9
Avg. Dist. to Rail [m]	3.4	1.5	0.8	1.4	1.5	4.6	6.3	5.9
Avg. Stride Freq. [Hz]	2.2	2.3	2.2	2.3	2.3	2.3	2.3	2.3
Avg. Stride Length [m]	6.3	7.1	7.1	7.2	7.4	7.6	7.7	7.4



Report Created: Mon 01 January 2024 15:46:42 GMT+11 (Note: Timing is based on positional data)

- [ ] Ranking at each section and finish
- :-:- No data available at this section
- NA No data available

Horse/Jockey Name	MOSINVADER
Finish Rank	3
Fastest Section	0:11.07 (L400)
Top Speed [km/h] (Section)	67.8 (L400)
Race State	Finished

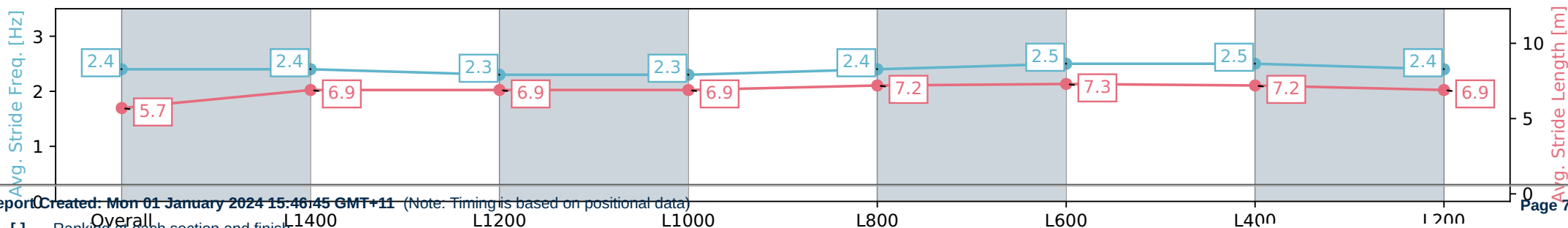
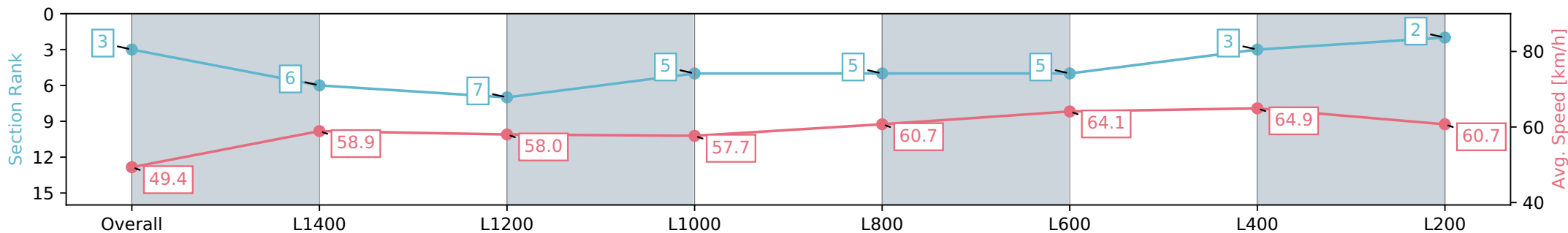


Pukekohe Park NZ - Professional  
 Race 10: ELLERSLIE EVENTS 1600 - 1600m  
 01 January 2024 - 5:32PM



Track Rating: Heavy 8, Weather: Overcast, Rail Position: +3m

Section	Overall	L1400	L1200	L1000	L800	L600	L400	L200
Section Times	1:37.90 [3] (0:14.66)	1:23.24 [6] (0:12.19)	1:11.05 [7] (0:12.38)	0:58.67 [5] (0:12.48)	0:46.19 [5] (0:11.96)	0:34.23 [5] (0:11.28)	0:22.95 [3] (0:11.07)	0:11.88 [2] (0:11.88)
Average Speed [km/h]	49.4	58.9	58.0	57.7	60.7	64.1	64.9	60.7
Top Speed [km/h]	60.3	61.8	60.8	59.9	62.5	66.9	67.8	63.1
Avg. Dist. to Rail [m]	1.2	0.8	1.2	0.6	1.0	1.0	0.6	0.5
Avg. Stride Freq. [Hz]	2.4	2.4	2.3	2.3	2.4	2.5	2.5	2.4
Avg. Stride Length [m]	5.7	6.9	6.9	6.9	7.2	7.3	7.2	6.9



Report Created: Mon 01 January 2024 15:46:45 GMT+11 (Note: Timing is based on positional data)

- [ ] Ranking at each section and finish
- :-:- No data available at this section
- NA No data available

Horse/Jockey Name	AGERA
Finish Rank	4
Fastest Section	0:11.26 (L400)
Top Speed [km/h] (Section)	65.8 (L400)
Race State	Finished

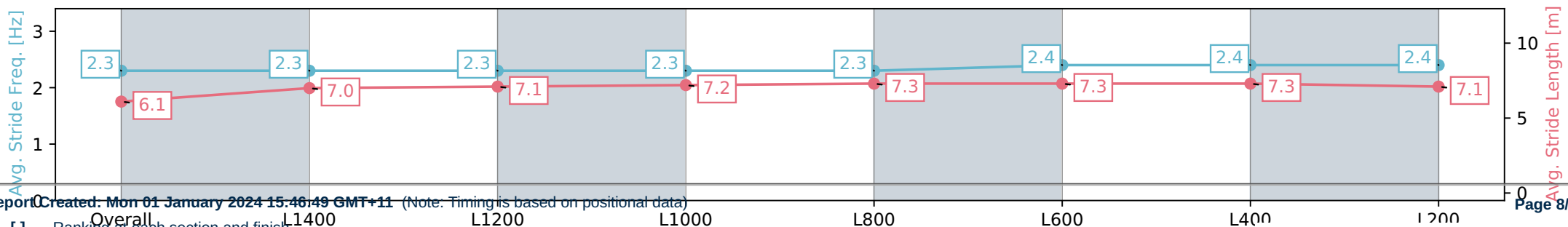
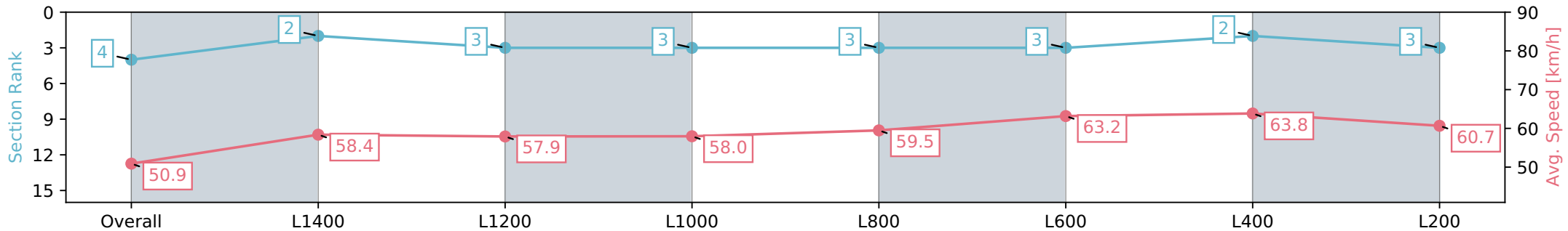


Pukekohe Park NZ - Professional  
 Race 10: ELLERSLIE EVENTS 1600 - 1600m  
 01 January 2024 - 5:32PM



Track Rating: Heavy 8, Weather: Overcast, Rail Position: +3m

Section	Overall	L1400	L1200	L1000	L800	L600	L400	L200
Section Times	1:37.99 [4] (0:14.15)	1:23.84 [2] (0:12.33)	1:11.51 [3] (0:12.48)	0:59.03 [3] (0:12.42)	0:46.61 [3] (0:12.10)	0:34.51 [3] (0:11.34)	0:23.17 [2] (0:11.26)	0:11.91 [3] (0:11.91)
Average Speed [km/h]	50.9	58.4	57.9	58.0	59.5	63.2	63.8	60.7
Top Speed [km/h]	61.1	61.0	59.6	59.3	61.1	65.5	65.8	62.2
Avg. Dist. to Rail [m]	3.8	1.5	1.4	0.4	0.6	0.6	0.7	1.8
Avg. Stride Freq. [Hz]	2.3	2.3	2.3	2.3	2.3	2.4	2.4	2.4
Avg. Stride Length [m]	6.1	7.0	7.1	7.2	7.3	7.3	7.3	7.1



Report Created: Mon 01 January 2024 15:46:49 GMT+11 (Note: Timing is based on positional data)

- [ ] Ranking at each section and finish
- :-:- No data available at this section
- NA No data available



Horse/Jockey Name	WALLEN
Finish Rank	5
Fastest Section	0:10.96 (L400)
Top Speed [km/h] (Section)	67.3 (L600)
Race State	Finished

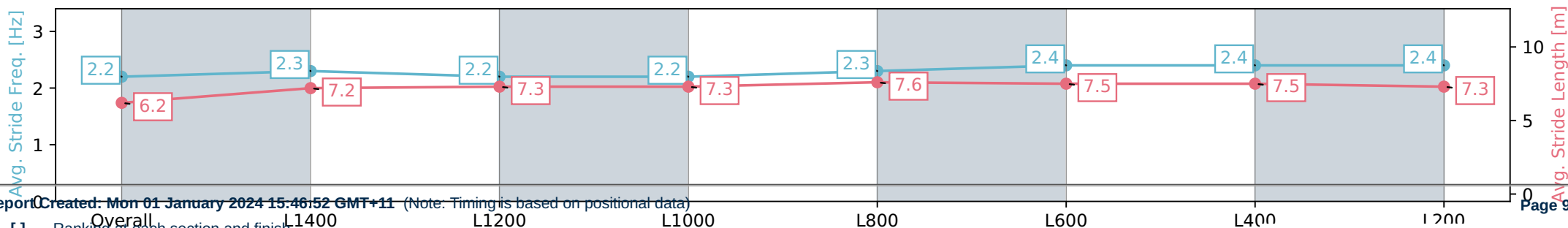
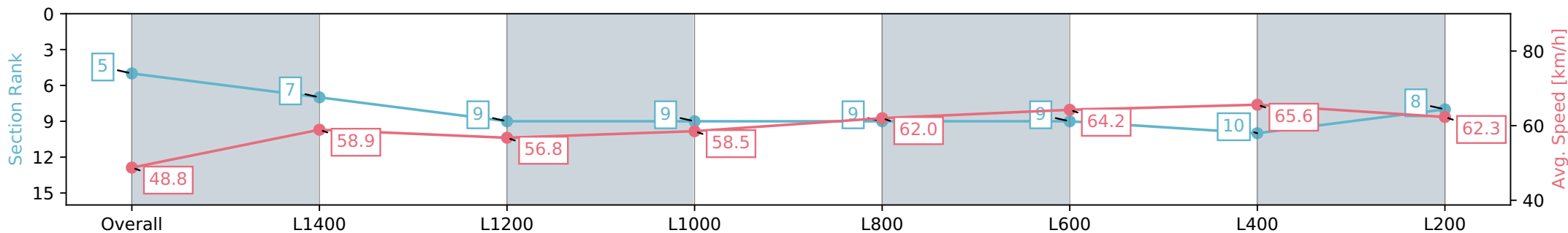


Pukekohe Park NZ - Professional  
 Race 10: ELLERSLIE EVENTS 1600 - 1600m  
 01 January 2024 - 5:32PM



Track Rating: Heavy 8, Weather: Overcast, Rail Position: +3m

Section	Overall	L1400	L1200	L1000	L800	L600	L400	L200
Section Times	1:38.02 [5] (0:14.79)	1:23.23 [7] (0:12.24)	1:10.99 [9] (0:12.64)	0:58.35 [9] (0:12.56)	0:45.79 [9] (0:11.87)	0:33.92 [9] (0:11.38)	0:22.54 [10] (0:10.96)	0:11.57 [8] (0:11.57)
Average Speed [km/h]	48.8	58.9	56.8	58.5	62.0	64.2	65.6	62.3
Top Speed [km/h]	59.0	59.8	58.3	61.4	63.0	67.3	66.7	63.8
Avg. Dist. to Rail [m]	5.7	2.4	1.9	3.6	3.2	4.6	6.8	6.0
Avg. Stride Freq. [Hz]	2.2	2.3	2.2	2.2	2.3	2.4	2.4	2.4
Avg. Stride Length [m]	6.2	7.2	7.3	7.3	7.6	7.5	7.5	7.3



Report Created: Mon 01 January 2024 15:46:52 GMT+11 (Note: Timing is based on positional data)

- [ ] Ranking at each section and finish
- :-:- No data available at this section
- NA No data available

Horse/Jockey Name	JAFFIRA
Finish Rank	6
Fastest Section	0:11.28 (L400)
Top Speed [km/h] (Section)	66.5 (L400)
Race State	Finished

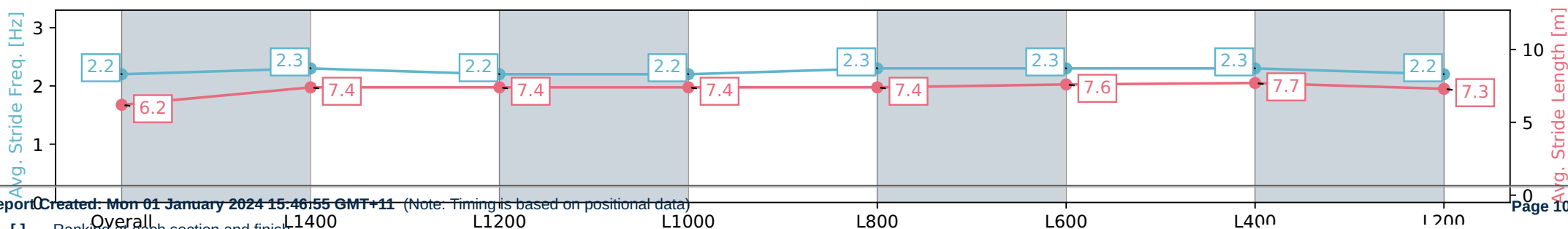
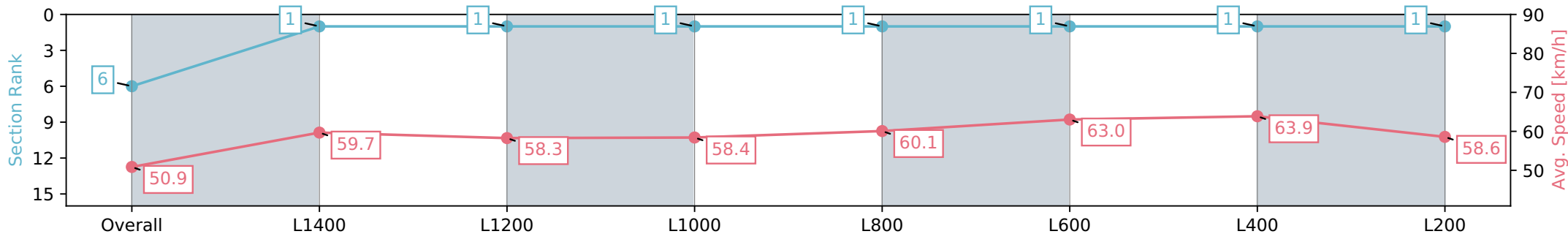


Pukekohe Park NZ - Professional  
 Race 10: ELLERSLIE EVENTS 1600 - 1600m  
 01 January 2024 - 5:32PM



Track Rating: Heavy 8, Weather: Overcast, Rail Position: +3m

Section	Overall	L1400	L1200	L1000	L800	L600	L400	L200
Section Times	1:38.13 [6] (0:14.14)	1:23.99 [1] (0:12.06)	1:11.93 [1] (0:12.34)	0:59.59 [1] (0:12.39)	0:47.20 [1] (0:12.11)	0:35.09 [1] (0:11.54)	0:23.55 [1] (0:11.28)	0:12.27 [1] (0:12.27)
Average Speed [km/h]	50.9	59.7	58.3	58.4	60.1	63.0	63.9	58.6
Top Speed [km/h]	61.7	61.7	59.8	59.6	61.9	66.1	66.5	61.3
Avg. Dist. to Rail [m]	4.5	1.8	0.6	0.8	1.5	2.4	1.7	1.0
Avg. Stride Freq. [Hz]	2.2	2.3	2.2	2.2	2.3	2.3	2.3	2.2
Avg. Stride Length [m]	6.2	7.4	7.4	7.4	7.4	7.6	7.7	7.3



Report Created: Mon 01 January 2024 15:46:55 GMT+11 (Note: Timing is based on positional data)

- [ ] Ranking at each section and finish
- :-:- No data available at this section
- NA No data available

Horse/Jockey Name	DESERT MYSTIC
Finish Rank	7
Fastest Section	0:11.16 (L400)
Top Speed [km/h] (Section)	66.5 (L600)
Race State	Finished

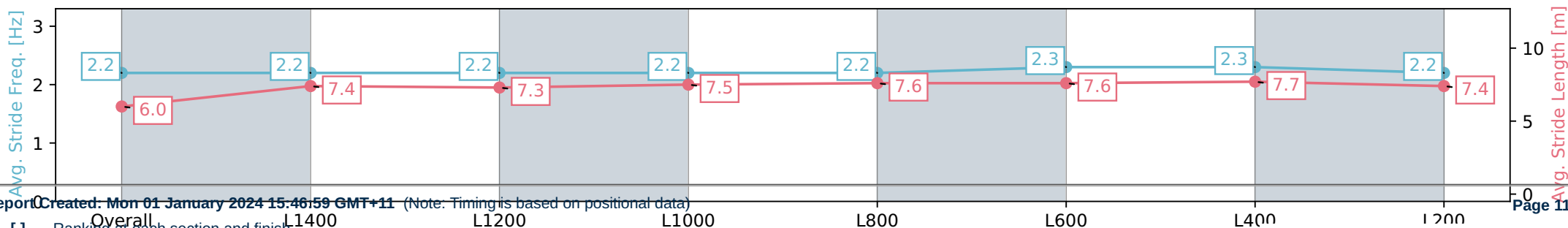
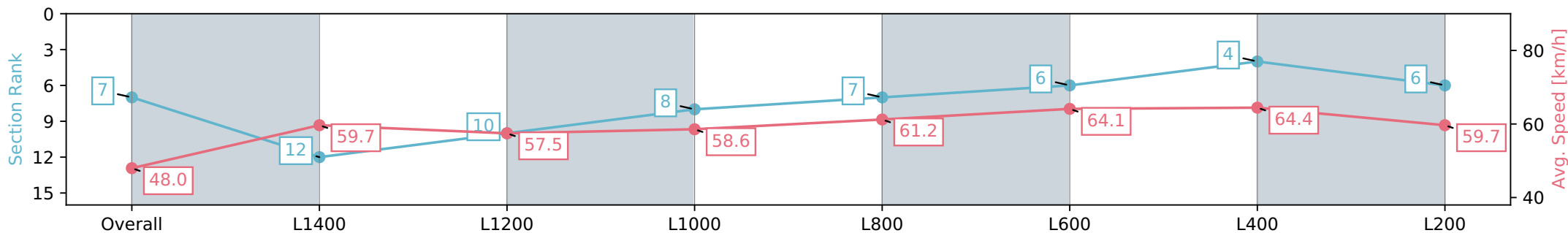


Pukekohe Park NZ - Professional  
 Race 10: ELLERSLIE EVENTS 1600 - 1600m  
 01 January 2024 - 5:32PM



Track Rating: Heavy 8, Weather: Overcast, Rail Position: +3m

Section	Overall	L1400	L1200	L1000	L800	L600	L400	L200
Section Times	1:38.30 [7] (0:15.00)	1:23.30 [12] (0:12.07)	1:11.23 [10] (0:12.54)	0:58.69 [8] (0:12.26)	0:46.43 [7] (0:11.90)	0:34.53 [6] (0:11.31)	0:23.22 [4] (0:11.16)	0:12.06 [6] (0:12.06)
Average Speed [km/h]	48.0	59.7	57.5	58.6	61.2	64.1	64.4	59.7
Top Speed [km/h]	60.3	61.7	58.5	61.6	62.0	66.5	66.4	62.4
Avg. Dist. to Rail [m]	0.9	0.1	0.4	0.7	1.6	2.4	2.3	1.2
Avg. Stride Freq. [Hz]	2.2	2.2	2.2	2.2	2.2	2.3	2.3	2.2
Avg. Stride Length [m]	6.0	7.4	7.3	7.5	7.6	7.6	7.7	7.4



Report Created: Mon 01 January 2024 15:46:59 GMT+11 (Note: Timing is based on positional data)

- [ ] Ranking at each section and finish
- :-:- No data available at this section
- NA No data available

Horse/Jockey Name	POW TONG
Finish Rank	8
Fastest Section	0:11.14 (L400)
Top Speed [km/h] (Section)	67.2 (L400)
Race State	Finished

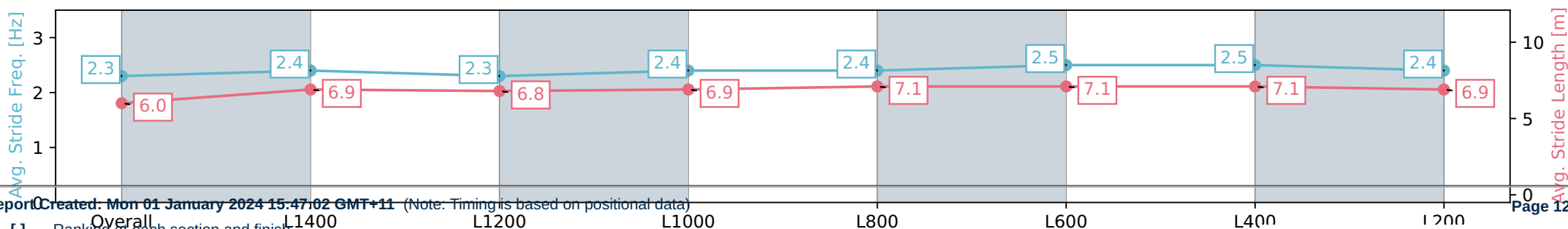
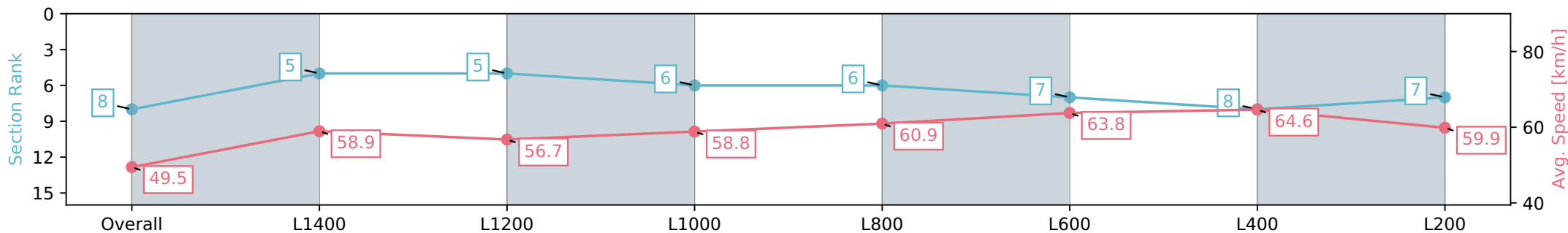


Pukekohe Park NZ - Professional  
 Race 10: ELLERSLIE EVENTS 1600 - 1600m  
 01 January 2024 - 5:32PM



Track Rating: Heavy 8, Weather: Overcast, Rail Position: +3m

Section	Overall	L1400	L1200	L1000	L800	L600	L400	L200
Section Times	1:38.36 [8] (0:14.57)	1:23.78 [5] (0:12.17)	1:11.61 [5] (0:12.71)	0:58.90 [6] (0:12.35)	0:46.55 [6] (0:11.99)	0:34.56 [7] (0:11.43)	0:23.13 [8] (0:11.14)	0:11.99 [7] (0:11.99)
Average Speed [km/h]	49.5	58.9	56.7	58.8	60.9	63.8	64.6	59.9
Top Speed [km/h]	59.9	60.4	59.2	62.4	62.8	65.4	67.2	63.0
Avg. Dist. to Rail [m]	2.8	2.0	1.7	1.4	2.6	3.0	2.3	1.8
Avg. Stride Freq. [Hz]	2.3	2.4	2.3	2.4	2.4	2.5	2.5	2.4
Avg. Stride Length [m]	6.0	6.9	6.8	6.9	7.1	7.1	7.1	6.9



Report Created: Mon 01 January 2024 15:47:02 GMT+11 (Note: Timing is based on positional data)

- [ ] Ranking at each section and finish
- :-:- No data available at this section
- NA No data available

Horse/Jockey Name	WANDA LU
Finish Rank	9
Fastest Section	0:11.05 (L400)
Top Speed [km/h] (Section)	67.6 (L400)
Race State	Finished

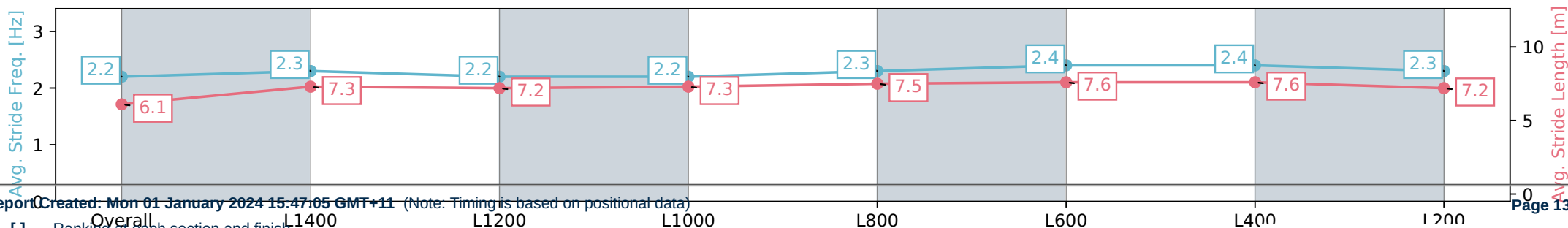
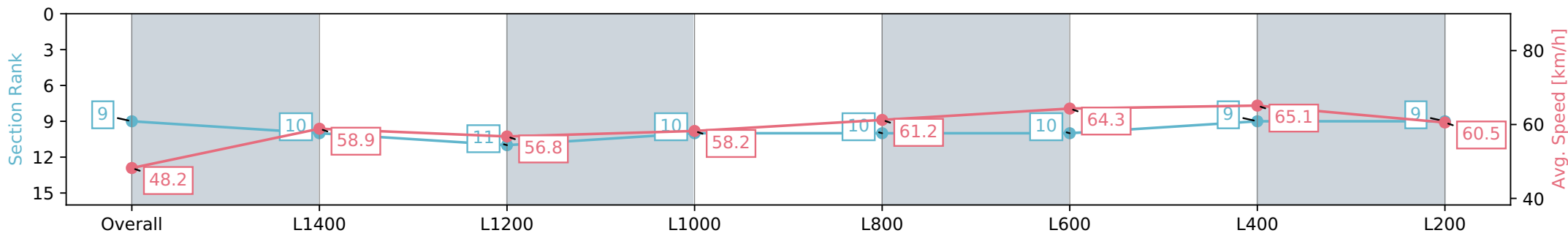
AUCKLAND  
THOROUGHBRED  
RACING  
SINCE 1874

Pukekohe Park NZ - Professional  
Race 10: ELLERSLIE EVENTS 1600 - 1600m  
01 January 2024 - 5:32PM

PUKEKOHE  
PARK

Track Rating: Heavy 8, Weather: Overcast, Rail Position: +3m

Section	Overall	L1400	L1200	L1000	L800	L600	L400	L200
Section Times	1:38.38 [9] (0:14.96)	1:23.42 [10] (0:12.18)	1:11.24 [11] (0:12.72)	0:58.52 [10] (0:12.46)	0:46.06 [10] (0:11.88)	0:34.18 [10] (0:11.23)	0:22.95 [9] (0:11.05)	0:11.90 [9] (0:11.90)
Average Speed [km/h]	48.2	58.9	56.8	58.2	61.2	64.3	65.1	60.5
Top Speed [km/h]	59.5	60.6	58.4	60.9	62.4	67.1	67.6	64.2
Avg. Dist. to Rail [m]	3.7	0.8	1.5	1.7	1.4	2.1	3.7	3.7
Avg. Stride Freq. [Hz]	2.2	2.3	2.2	2.2	2.3	2.4	2.4	2.3
Avg. Stride Length [m]	6.1	7.3	7.2	7.3	7.5	7.6	7.6	7.2



Report Created: Mon 01 January 2024 15:47:05 GMT+11 (Note: Timing is based on positional data)

- [ ] Ranking at each section and finish
- :-:- No data available at this section
- NA No data available

Horse/Jockey Name	MADAME MOET
Finish Rank	10
Fastest Section	0:11.07 (L400)
Top Speed [km/h] (Section)	68.3 (L400)
Race State	Finished



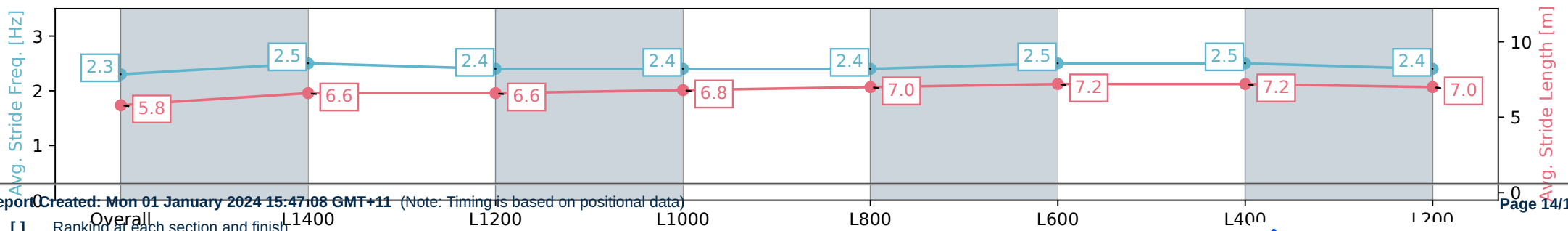
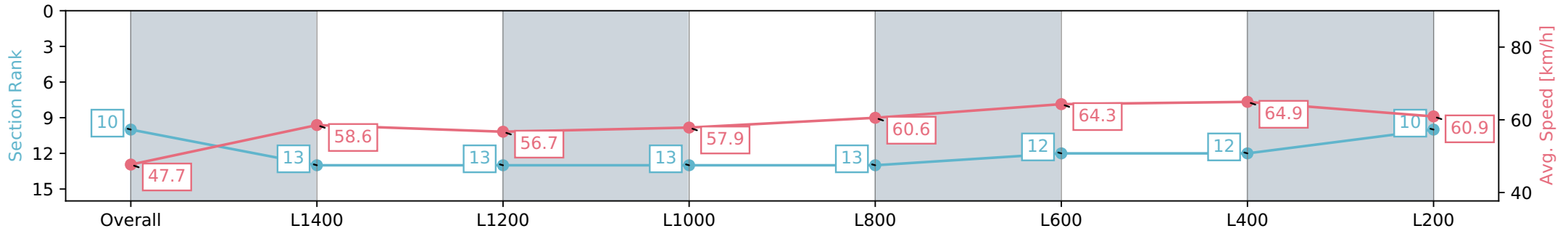
Pukekohe Park NZ - Professional  
 Race 10: ELLERSLIE EVENTS 1600 - 1600m

01 January 2024 - 5:32PM



Track Rating: Heavy 8, Weather: Overcast, Rail Position: +3m

Section	Overall	L1400	L1200	L1000	L800	L600	L400	L200
Section Times	1:38.72 [10] (0:15.15)	1:23.56 [13] (0:12.28)	1:11.28 [13] (0:12.70)	0:58.59 [13] (0:12.46)	0:46.13 [13] (0:11.87)	0:34.26 [12] (0:11.38)	0:22.88 [12] (0:11.07)	0:11.81 [10] (0:11.81)
Average Speed [km/h]	47.7	58.6	56.7	57.9	60.6	64.3	64.9	60.9
Top Speed [km/h]	58.1	59.3	58.5	60.8	62.8	66.9	68.3	63.8
Avg. Dist. to Rail [m]	5.6	0.3	1.0	0.5	0.8	3.2	1.7	1.2
Avg. Stride Freq. [Hz]	2.3	2.5	2.4	2.4	2.4	2.5	2.5	2.4
Avg. Stride Length [m]	5.8	6.6	6.6	6.8	7.0	7.2	7.2	7.0



Report Created: Mon 01 January 2024 15:47:08 GMT+11 (Note: Timing is based on positional data)

- [ ] Ranking at each section and finish
- .-.- No data available at this section
- NA No data available

Horse/Jockey Name	THEGEEWAGON
Finish Rank	11
Fastest Section	0:11.15 (L400)
Top Speed [km/h] (Section)	67.2 (L400)
Race State	Finished

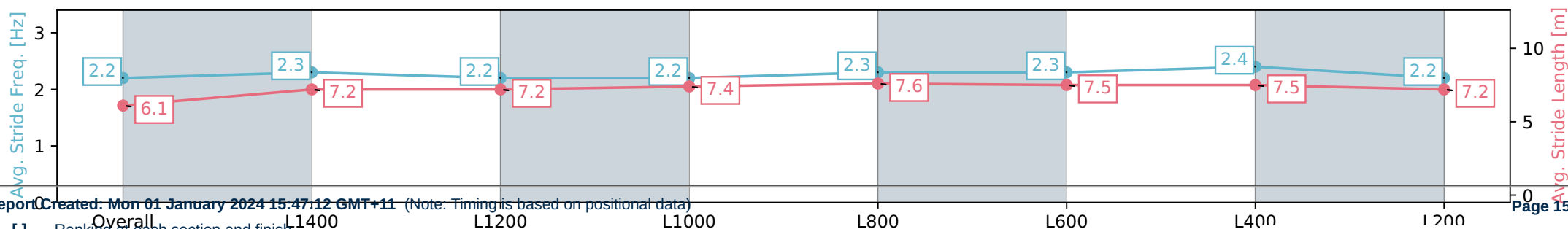
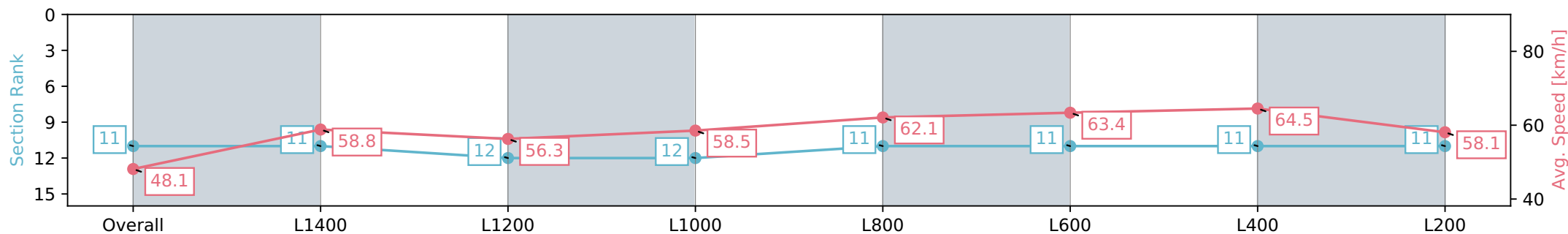
AUCKLAND  
THOROUGHBRED  
RACING  
SINCE 1874

Pukekohe Park NZ - Professional  
Race 10: ELLERSLIE EVENTS 1600 - 1600m  
01 January 2024 - 5:32PM

PUKEKOHE  
PARK

Track Rating: Heavy 8, Weather: Overcast, Rail Position: +3m

Section	Overall	L1400	L1200	L1000	L800	L600	L400	L200
Section Times	1:39.34 [11] (0:14.99)	1:24.35 [11] (0:12.26)	1:12.09 [12] (0:12.75)	0:59.34 [12] (0:12.50)	0:46.84 [11] (0:11.78)	0:35.06 [11] (0:11.48)	0:23.57 [11] (0:11.15)	0:12.43 [11] (0:12.43)
Average Speed [km/h]	48.1	58.8	56.3	58.5	62.1	63.4	64.5	58.1
Top Speed [km/h]	59.7	61.5	58.0	60.9	63.3	67.0	67.2	61.1
Avg. Dist. to Rail [m]	11.3	5.5	2.6	2.5	2.6	3.4	6.2	6.9
Avg. Stride Freq. [Hz]	2.2	2.3	2.2	2.2	2.3	2.3	2.4	2.2
Avg. Stride Length [m]	6.1	7.2	7.2	7.4	7.6	7.5	7.5	7.2



Report Created: Mon 01 January 2024 15:47:12 GMT+11 (Note: Timing is based on positional data)

- [ ] Ranking at each section and finish
- :-:- No data available at this section
- NA No data available

Horse/Jockey Name	PICK OF THE LITTER
Finish Rank	12
Fastest Section	0:11.39 (L400)
Top Speed [km/h] (Section)	65.8 (L400)
Race State	Finished

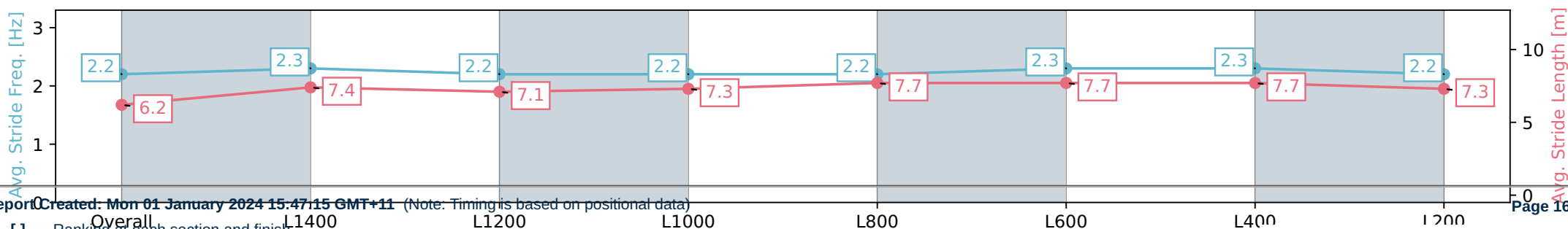
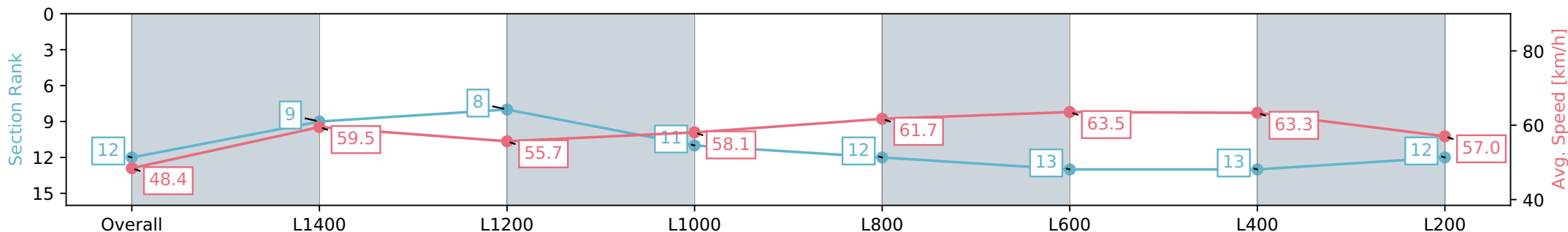
AUCKLAND  
THOROUGHBRED  
RACING  
SINCE 1874

Pukekohe Park NZ - Professional  
Race 10: ELLERSLIE EVENTS 1600 - 1600m  
01 January 2024 - 5:32PM

PUKEKOHE  
PARK

Track Rating: Heavy 8, Weather: Overcast, Rail Position: +3m

Section	Overall	L1400	L1200	L1000	L800	L600	L400	L200
Section Times	1:39.91 [12] (0:14.87)	1:25.04 [9] (0:12.14)	1:12.90 [8] (0:12.90)	1:00.00 [11] (0:12.67)	0:47.33 [12] (0:11.89)	0:35.44 [13] (0:11.45)	0:23.99 [13] (0:11.39)	0:12.60 [12] (0:12.60)
Average Speed [km/h]	48.4	59.5	55.7	58.1	61.7	63.5	63.3	57.0
Top Speed [km/h]	60.8	61.8	57.6	60.6	62.9	65.6	65.8	60.1
Avg. Dist. to Rail [m]	9.4	4.1	3.3	3.6	3.6	3.4	6.7	5.2
Avg. Stride Freq. [Hz]	2.2	2.3	2.2	2.2	2.2	2.3	2.3	2.2
Avg. Stride Length [m]	6.2	7.4	7.1	7.3	7.7	7.7	7.7	7.3



Report Created: Mon 01 January 2024 15:47:15 GMT+11 (Note: Timing is based on positional data)

- [ ] Ranking at each section and finish
- :-:- No data available at this section
- NA No data available



Horse/Jockey Name	OMINOUS
Finish Rank	13
Fastest Section	0:11.81 (L1400)
Top Speed [km/h] (Section)	63.0 (L1400)
Race State	Finished

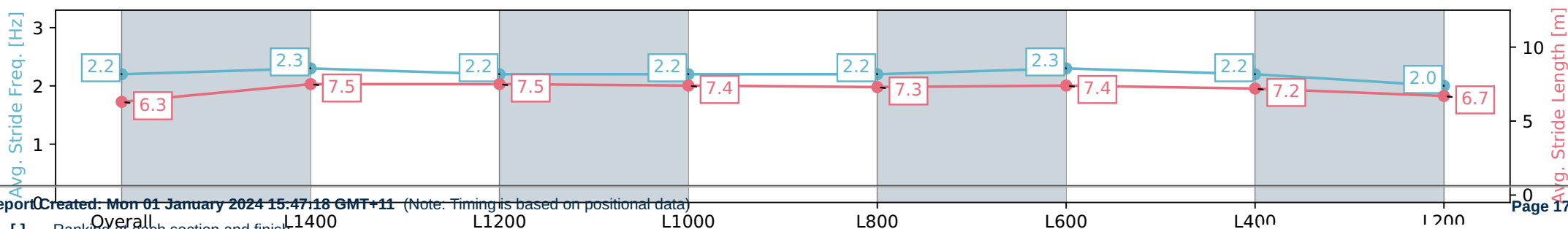
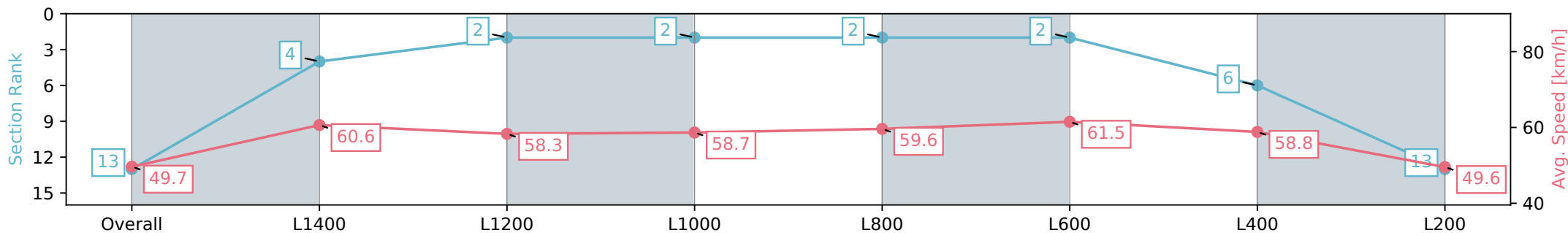


Pukekohe Park NZ - Professional  
 Race 10: ELLERSLIE EVENTS 1600 - 1600m  
 01 January 2024 - 5:32PM



Track Rating: Heavy 8, Weather: Overcast, Rail Position: +3m

Section	Overall	L1400	L1200	L1000	L800	L600	L400	L200
Section Times	1:41.88 [13] (0:14.56)	1:27.31 [4] (0:11.81)	1:15.50 [2] (0:12.40)	1:03.10 [2] (0:12.37)	0:50.73 [2] (0:12.13)	0:38.60 [2] (0:11.82)	0:26.78 [6] (0:12.25)	0:14.53 [13] (0:14.53)
Average Speed [km/h]	49.7	60.6	58.3	58.7	59.6	61.5	58.8	49.6
Top Speed [km/h]	61.8	63.0	59.8	59.7	61.6	62.1	61.7	54.9
Avg. Dist. to Rail [m]	7.8	3.3	1.6	1.4	1.1	3.0	4.2	3.1
Avg. Stride Freq. [Hz]	2.2	2.3	2.2	2.2	2.2	2.3	2.2	2.0
Avg. Stride Length [m]	6.3	7.5	7.5	7.4	7.3	7.4	7.2	6.7



Report Created: Mon 01 January 2024 15:47:18 GMT+11 (Note: Timing is based on positional data)

- [ ] Ranking at each section and finish
- :-:- No data available at this section
- NA No data available