

**Pukekohe Park NZ**

**Race 1: EAGLE TECHNOLOGY 1500 - 1500m**

01 January 2024 - 12:10PM

Track Rating: Heavy 8, Weather: Overcast, Rail Position: +3m

| Section     |   |                                            |         |                  |                      |            | Overall              | L1400                    | L1200                    | L1000                    | L800                     | L600                     |                 |  |
|-------------|---|--------------------------------------------|---------|------------------|----------------------|------------|----------------------|--------------------------|--------------------------|--------------------------|--------------------------|--------------------------|-----------------|--|
| Field Times |   |                                            |         |                  |                      |            | 1:31.81<br>(0:08.72) | 1:23.09<br>(0:11.42)     | 1:11.67<br>(0:11.81)     | 0:59.86<br>(0:12.78)     | 0:47.08<br>(0:13.08)     | 0:34.00<br>(0:11.43)     |                 |  |
| Position    | # | Horse/Jockey                               | Barrier | Top Speed [km/h] | Fastest Section      | First 400m |                      |                          |                          |                          |                          |                          | From Winner [m] |  |
| 1           | 9 | <b>GRANDE GALLO</b><br>Warren Kennedy      | 7       | 67.7<br>200-0    | 0:09.07<br>1400-1200 | 0:26.77    | 1:31.81<br>(0:09.07) | 1:22.74 [7]<br>(0:11.72) | 1:11.02 [6]<br>(0:12.00) | 0:59.02 [7]<br>(0:12.64) | 0:46.38 [6]<br>(0:12.38) | 0:34.00 [1]<br>(0:11.43) |                 |  |
| 2           | 8 | <b>SORGHAGHTANI</b><br>Bridget Grylls      | 2       | 67.9<br>200-0    | 0:08.94<br>1400-1200 | 0:26.42    | 1:32.28<br>(0:08.94) | 1:23.34 [4]<br>(0:11.68) | 1:11.66 [4]<br>(0:11.76) | 0:59.90 [3]<br>(0:12.73) | 0:47.17 [3]<br>(0:13.12) | 0:34.05 [5]<br>(0:11.32) | -8              |  |
| 3           | 6 | <b>TO CATCH A THIEF</b><br>Craig Grylls    | 4       | 67.3<br>200-0    | 0:08.87<br>1400-1200 | 0:26.41    | 1:32.47<br>(0:08.87) | 1:23.60 [2]<br>(0:11.66) | 1:11.94 [3]<br>(0:11.95) | 0:59.99 [4]<br>(0:12.93) | 0:47.06 [5]<br>(0:12.95) | 0:34.11 [7]<br>(0:11.45) | -1              |  |
| 4           | 4 | <b>LA MEZQUITA</b><br>Jason Collett        | 8       | 66.5<br>200-0    | 0:09.10<br>1400-1200 | 0:27.01    | 1:32.57<br>(0:09.10) | 1:23.48 [8]<br>(0:11.78) | 1:11.70 [8]<br>(0:12.24) | 0:59.46 [8]<br>(0:12.65) | 0:46.81 [8]<br>(0:12.49) | 0:34.32 [6]<br>(0:11.79) | +5              |  |
| 5           | 2 | <b>LOOSE CHANGE</b><br>Niranjan Parmar     | 6       | 67.4<br>200-0    | 0:09.02<br>1400-1200 | 0:26.68    | 1:32.57<br>(0:09.02) | 1:23.56 [6]<br>(0:11.69) | 1:11.87 [5]<br>(0:11.90) | 0:59.97 [5]<br>(0:12.79) | 0:47.18 [4]<br>(0:12.63) | 0:34.55 [4]<br>(0:11.38) | +0              |  |
| 6           | 5 | <b>MIDNIGHT SCANDAL</b><br>Courtney Barnes | 11      | 66.9<br>200-0    | 0:08.94<br>1400-1200 | 0:26.06    | 1:32.98<br>(0:08.94) | 1:24.04 [3]<br>(0:11.39) | 1:12.65 [2]<br>(0:11.71) | 1:00.94 [2]<br>(0:12.77) | 0:48.17 [2]<br>(0:13.07) | 0:35.10 [2]<br>(0:11.72) | +0              |  |
| 7           | 7 | <b>VERA ROSE</b><br>Michael McNab          | 5       | 65.9<br>200-0    | 0:08.72<br>1400-1200 | 0:25.96    | 1:33.00<br>(0:08.72) | 1:24.28 [1]<br>(0:11.42) | 1:12.86 [1]<br>(0:11.81) | 1:01.05 [1]<br>(0:12.78) | 0:48.27 [1]<br>(0:13.23) | 0:35.04 [3]<br>(0:11.61) | -3              |  |
| 8           | 1 | <b>KENOBI</b><br>Matthew Cameron           | 3       | 66.9<br>200-0    | 0:08.94<br>1400-1200 | 0:26.78    | 1:33.14<br>(0:08.94) | 1:24.20 [5]<br>(0:11.91) | 1:12.28 [7]<br>(0:11.89) | 1:00.40 [6]<br>(0:12.74) | 0:47.66 [7]<br>(0:13.12) | 0:34.54 [9]<br>(0:11.48) | -4              |  |
| 9           | 3 | <b>SON OF SUN</b><br>Ace Lawson-Carroll    | 9       | 65.0<br>200-0    | 0:09.30<br>1400-1200 | 0:27.15    | 1:34.16<br>(0:09.30) | 1:24.86 [9]<br>(0:11.81) | 1:13.05 [9]<br>(0:12.02) | 1:01.03 [9]<br>(0:12.65) | 0:48.38 [9]<br>(0:12.69) | 0:35.69 [8]<br>(0:11.91) | -1              |  |

Report Created: Mon 01 January 2024 10:32:33 GMT+11 (Note: Timing is based on positional data)

Scratched: With Grace (#10), Wild Secrets (#11)

- [ ] Position in running at each section and finish
- SCN Saddle cloth number
- Background shading for fastest section
- :-:- No data available at this section
- DNF Did not finish
- NA No data available
- DNT Did not track

**Pukekohe Park NZ**

**Race 1: EAGLE TECHNOLOGY 1500 - 1500m**

01 January 2024 - 12:10PM

Track Rating: Heavy 8, Weather: Overcast, Rail Position: +3m

| Section     |   |                                            |         |                  |                      |            | L400                     | L200                     |         |  |  |  |                 |
|-------------|---|--------------------------------------------|---------|------------------|----------------------|------------|--------------------------|--------------------------|---------|--|--|--|-----------------|
| Field Times |   |                                            |         |                  |                      |            | 0:22.56                  | 0:11.67                  |         |  |  |  |                 |
|             |   |                                            |         |                  |                      |            | (0:10.90)                | (0:11.67)                |         |  |  |  |                 |
| Position    | # | Horse/Jockey                               | Barrier | Top Speed [km/h] | Fastest Section      | First 400m |                          |                          | Margin  |  |  |  | From Winner [m] |
| 1           | 9 | <b>GRANDE GALLO</b><br>Warren Kennedy      | 7       | 67.7<br>200-0    | 0:09.07<br>1400-1200 | 0:26.77    | 0:22.56 [1]<br>(0:10.89) | 0:11.68 [1]<br>(0:11.68) | 1:31.81 |  |  |  |                 |
| 2           | 8 | <b>SORGHAGHTANI</b><br>Bridget Grylls      | 2       | 67.9<br>200-0    | 0:08.94<br>1400-1200 | 0:26.42    | 0:22.73 [3]<br>(0:10.96) | 0:11.77 [3]<br>(0:11.77) | 3.1L    |  |  |  | -8              |
| 3           | 6 | <b>TO CATCH A THIEF</b><br>Craig Grylls    | 4       | 67.3<br>200-0    | 0:08.87<br>1400-1200 | 0:26.41    | 0:22.66 [6]<br>(0:10.89) | 0:11.77 [4]<br>(0:11.77) | 4.4L    |  |  |  | -1              |
| 4           | 4 | <b>LA MEZQUITA</b><br>Jason Collett        | 8       | 66.5<br>200-0    | 0:09.10<br>1400-1200 | 0:27.01    | 0:22.53 [7]<br>(0:11.03) | 0:11.50 [7]<br>(0:11.50) | 5.1L    |  |  |  | +5              |
| 5           | 2 | <b>LOOSE CHANGE</b><br>Niranjan Parmar     | 6       | 67.4<br>200-0    | 0:09.02<br>1400-1200 | 0:26.68    | 0:23.17 [2]<br>(0:11.07) | 0:12.10 [2]<br>(0:12.10) | 5.1L    |  |  |  | +0              |
| 6           | 5 | <b>MIDNIGHT SCANDAL</b><br>Courtney Barnes | 11      | 66.9<br>200-0    | 0:08.94<br>1400-1200 | 0:26.06    | 0:23.38 [5]<br>(0:11.13) | 0:12.25 [5]<br>(0:12.25) | 7.8L    |  |  |  | +0              |
| 7           | 7 | <b>VERA ROSE</b><br>Michael McNab          | 5       | 65.9<br>200-0    | 0:08.72<br>1400-1200 | 0:25.96    | 0:23.43 [4]<br>(0:11.25) | 0:12.18 [6]<br>(0:12.18) | 7.9L    |  |  |  | -3              |
| 8           | 1 | <b>KENOBI</b><br>Matthew Cameron           | 3       | 66.9<br>200-0    | 0:08.94<br>1400-1200 | 0:26.78    | 0:23.06 [8]<br>(0:11.01) | 0:12.05 [8]<br>(0:12.05) | 8.9L    |  |  |  | -4              |
| 9           | 3 | <b>SON OF SUN</b><br>Ace Lawson-Carroll    | 9       | 65.0<br>200-0    | 0:09.30<br>1400-1200 | 0:27.15    | 0:23.78 [9]<br>(0:11.36) | 0:12.42 [9]<br>(0:12.42) | 15.6L   |  |  |  | -1              |

|                            |                   |
|----------------------------|-------------------|
| Horse/Jockey Name          | GRANDE GALLO      |
| Finish Rank                | 1                 |
| Fastest Section            | 0:09.07 (Overall) |
| Top Speed [km/h] (Section) | 67.7 (L400)       |
| Race State                 | Finished          |



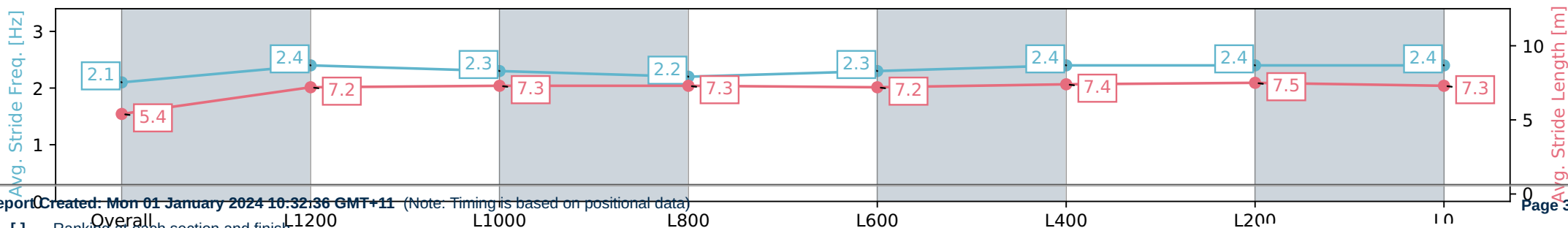
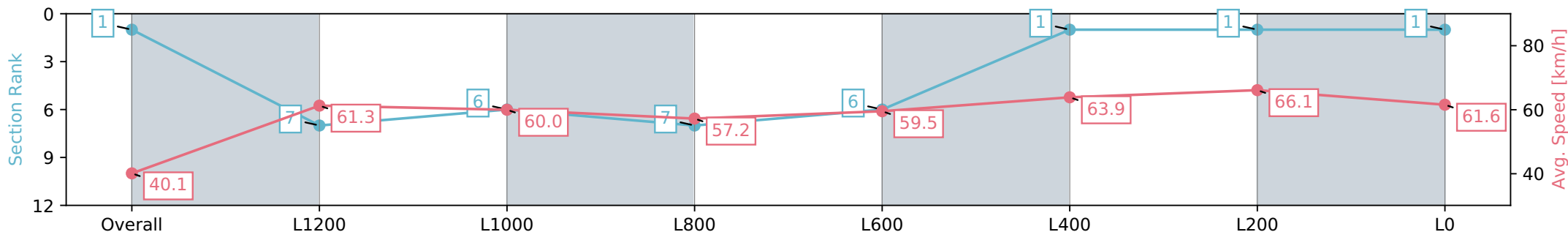
Pukekohe Park NZ - Professional  
 Race 1: EAGLE TECHNOLOGY 1500 - 1500m

01 January 2024 - 12:10PM



Track Rating: Heavy 8, Weather: Overcast, Rail Position: +3m

| Section                | Overall                  | L1200                    | L1000                    | L800                     | L600                     | L400                     | L200                     | L0                       |
|------------------------|--------------------------|--------------------------|--------------------------|--------------------------|--------------------------|--------------------------|--------------------------|--------------------------|
| Section Times          | 1:31.81 [1]<br>(0:09.07) | 1:22.74 [7]<br>(0:11.72) | 1:11.02 [6]<br>(0:12.00) | 0:59.02 [7]<br>(0:12.64) | 0:46.38 [6]<br>(0:12.38) | 0:34.00 [1]<br>(0:11.43) | 0:22.56 [1]<br>(0:10.89) | 0:11.68 [1]<br>(0:11.68) |
| Average Speed [km/h]   | 40.1                     | 61.3                     | 60.0                     | 57.2                     | 59.5                     | 63.9                     | 66.1                     | 61.6                     |
| Top Speed [km/h]       | 60.9                     | 63.7                     | 61.1                     | 59.5                     | 61.1                     | 67.2                     | 67.7                     | 64.7                     |
| Avg. Dist. to Rail [m] | 8.1                      | 2.8                      | 0.6                      | 0.8                      | 3.9                      | 4.9                      | 7.8                      | 6.1                      |
| Avg. Stride Freq. [Hz] | 2.1                      | 2.4                      | 2.3                      | 2.2                      | 2.3                      | 2.4                      | 2.4                      | 2.4                      |
| Avg. Stride Length [m] | 5.4                      | 7.2                      | 7.3                      | 7.3                      | 7.2                      | 7.4                      | 7.5                      | 7.3                      |



Report Created: Mon 01 January 2024 10:32:36 GMT+11 (Note: Timing is based on positional data)

- [ ] Ranking at each section and finish
- :-:- No data available at this section
- NA No data available

|                            |                   |
|----------------------------|-------------------|
| Horse/Jockey Name          | SORGHAGHTANI      |
| Finish Rank                | 2                 |
| Fastest Section            | 0:08.94 (Overall) |
| Top Speed [km/h] (Section) | 67.9 (L400)       |
| Race State                 | Finished          |

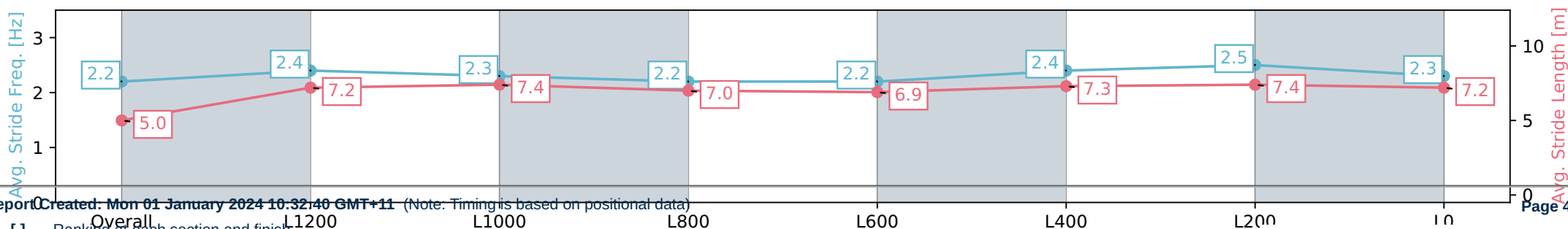
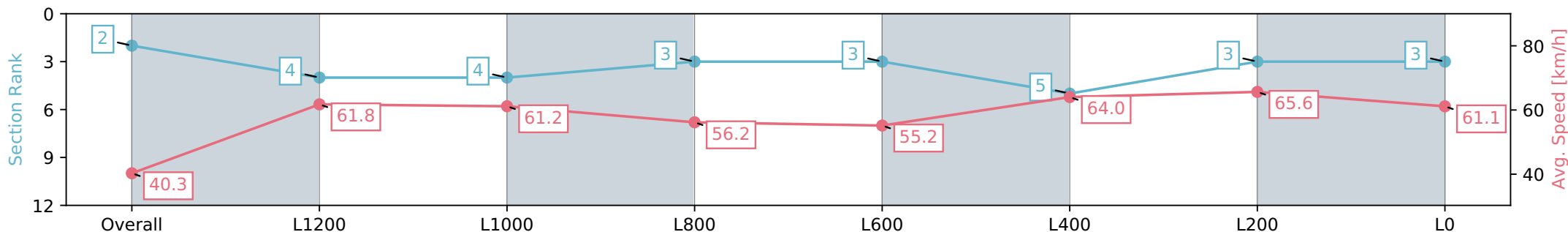
AUCKLAND  
THOROUGHBRED  
SINCE 1874  
RACING

Pukekohe Park NZ - Professional  
Race 1: EAGLE TECHNOLOGY 1500 - 1500m  
01 January 2024 - 12:10PM

PUKEKOHE  
PARK

Track Rating: Heavy 8, Weather: Overcast, Rail Position: +3m

| Section                | Overall                  | L1200                    | L1000                    | L800                     | L600                     | L400                     | L200                     | L0                       |
|------------------------|--------------------------|--------------------------|--------------------------|--------------------------|--------------------------|--------------------------|--------------------------|--------------------------|
| Section Times          | 1:32.28 [2]<br>(0:08.94) | 1:23.34 [4]<br>(0:11.68) | 1:11.66 [4]<br>(0:11.76) | 0:59.90 [3]<br>(0:12.73) | 0:47.17 [3]<br>(0:13.12) | 0:34.05 [5]<br>(0:11.32) | 0:22.73 [3]<br>(0:10.96) | 0:11.77 [3]<br>(0:11.77) |
| Average Speed [km/h]   | 40.3                     | 61.8                     | 61.2                     | 56.2                     | 55.2                     | 64.0                     | 65.6                     | 61.1                     |
| Top Speed [km/h]       | 60.2                     | 62.8                     | 63.0                     | 58.8                     | 58.5                     | 67.8                     | 67.9                     | 63.2                     |
| Avg. Dist. to Rail [m] | 3.0                      | 3.0                      | 1.9                      | 1.4                      | 0.9                      | 1.5                      | 1.8                      | 0.4                      |
| Avg. Stride Freq. [Hz] | 2.2                      | 2.4                      | 2.3                      | 2.2                      | 2.2                      | 2.4                      | 2.5                      | 2.3                      |
| Avg. Stride Length [m] | 5.0                      | 7.2                      | 7.4                      | 7.0                      | 6.9                      | 7.3                      | 7.4                      | 7.2                      |



Report Created: Mon 01 January 2024 10:32:40 GMT+11 (Note: Timing is based on positional data)

- [ ] Ranking at each section and finish
- :-:- No data available at this section
- NA No data available

|                            |                   |
|----------------------------|-------------------|
| Horse/Jockey Name          | TO CATCH A THIEF  |
| Finish Rank                | 3                 |
| Fastest Section            | 0:08.87 (Overall) |
| Top Speed [km/h] (Section) | 67.3 (L400)       |
| Race State                 | Finished          |



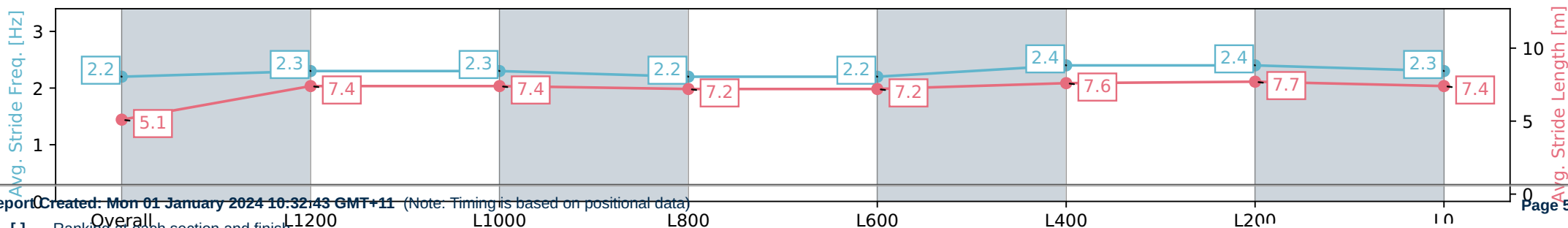
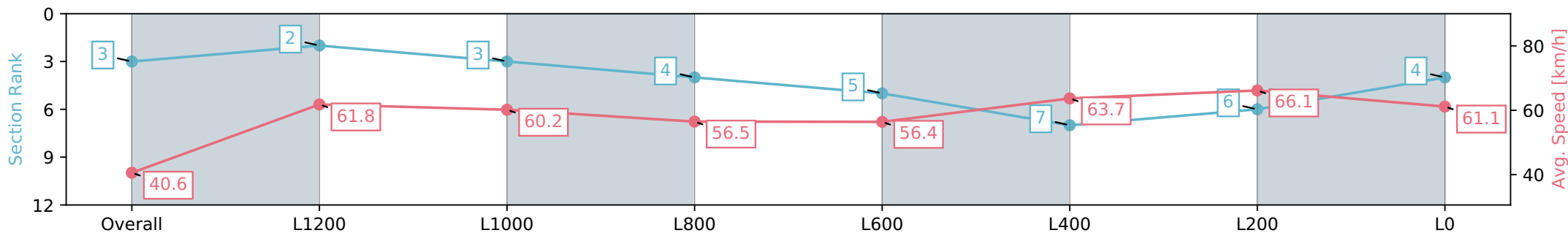
Pukekohe Park NZ - Professional  
 Race 1: EAGLE TECHNOLOGY 1500 - 1500m

01 January 2024 - 12:10PM



Track Rating: Heavy 8, Weather: Overcast, Rail Position: +3m

| Section                | Overall                  | L1200                    | L1000                    | L800                     | L600                     | L400                     | L200                     | L0                       |
|------------------------|--------------------------|--------------------------|--------------------------|--------------------------|--------------------------|--------------------------|--------------------------|--------------------------|
| Section Times          | 1:32.47 [3]<br>(0:08.87) | 1:23.60 [2]<br>(0:11.66) | 1:11.94 [3]<br>(0:11.95) | 0:59.99 [4]<br>(0:12.93) | 0:47.06 [5]<br>(0:12.95) | 0:34.11 [7]<br>(0:11.45) | 0:22.66 [6]<br>(0:10.89) | 0:11.77 [4]<br>(0:11.77) |
| Average Speed [km/h]   | 40.6                     | 61.8                     | 60.2                     | 56.5                     | 56.4                     | 63.7                     | 66.1                     | 61.1                     |
| Top Speed [km/h]       | 59.8                     | 63.2                     | 61.6                     | 58.7                     | 60.2                     | 66.2                     | 67.3                     | 64.7                     |
| Avg. Dist. to Rail [m] | 6.1                      | 3.7                      | 2.8                      | 2.4                      | 2.0                      | 4.6                      | 6.4                      | 3.0                      |
| Avg. Stride Freq. [Hz] | 2.2                      | 2.3                      | 2.3                      | 2.2                      | 2.2                      | 2.4                      | 2.4                      | 2.3                      |
| Avg. Stride Length [m] | 5.1                      | 7.4                      | 7.4                      | 7.2                      | 7.2                      | 7.6                      | 7.7                      | 7.4                      |



Report Created: Mon 01 January 2024 10:32:43 GMT+11 (Note: Timing is based on positional data)

- [ ] Ranking at each section and finish
- .-.- No data available at this section
- NA No data available

|                            |                   |
|----------------------------|-------------------|
| Horse/Jockey Name          | LA MEZQUITA       |
| Finish Rank                | 4                 |
| Fastest Section            | 0:09.10 (Overall) |
| Top Speed [km/h] (Section) | 66.5 (L400)       |
| Race State                 | Finished          |

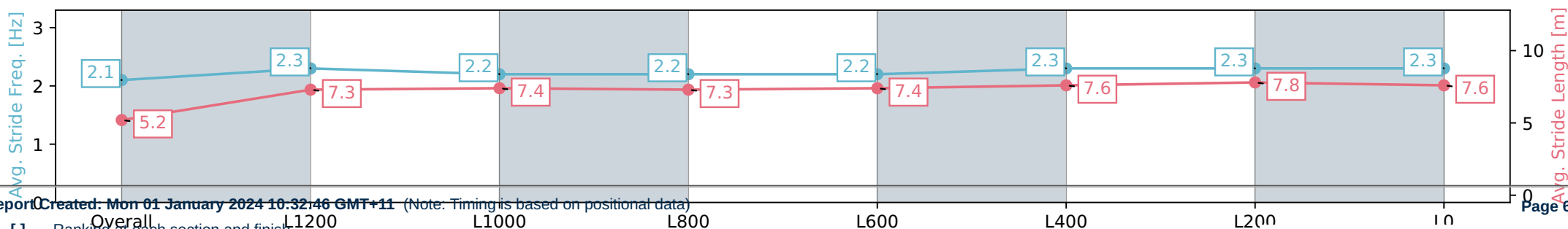
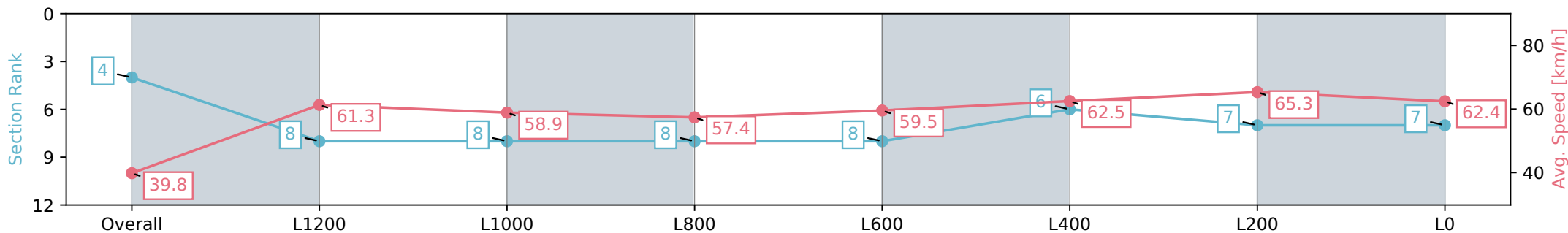


Pukekohe Park NZ - Professional  
 Race 1: EAGLE TECHNOLOGY 1500 - 1500m  
 01 January 2024 - 12:10PM



Track Rating: Heavy 8, Weather: Overcast, Rail Position: +3m

| Section                | Overall                  | L1200                    | L1000                    | L800                     | L600                     | L400                     | L200                     | L0                       |
|------------------------|--------------------------|--------------------------|--------------------------|--------------------------|--------------------------|--------------------------|--------------------------|--------------------------|
| Section Times          | 1:32.57 [4]<br>(0:09.10) | 1:23.48 [8]<br>(0:11.78) | 1:11.70 [8]<br>(0:12.24) | 0:59.46 [8]<br>(0:12.65) | 0:46.81 [8]<br>(0:12.49) | 0:34.32 [6]<br>(0:11.79) | 0:22.53 [7]<br>(0:11.03) | 0:11.50 [7]<br>(0:11.50) |
| Average Speed [km/h]   | 39.8                     | 61.3                     | 58.9                     | 57.4                     | 59.5                     | 62.5                     | 65.3                     | 62.4                     |
| Top Speed [km/h]       | 61.2                     | 62.0                     | 59.9                     | 60.0                     | 60.8                     | 65.7                     | 66.5                     | 64.7                     |
| Avg. Dist. to Rail [m] | 7.6                      | 3.1                      | 0.9                      | 2.3                      | 5.3                      | 5.8                      | 7.9                      | 8.7                      |
| Avg. Stride Freq. [Hz] | 2.1                      | 2.3                      | 2.2                      | 2.2                      | 2.2                      | 2.3                      | 2.3                      | 2.3                      |
| Avg. Stride Length [m] | 5.2                      | 7.3                      | 7.4                      | 7.3                      | 7.4                      | 7.6                      | 7.8                      | 7.6                      |



Report Created: Mon 01 January 2024 10:32:46 GMT+11 (Note: Timing is based on positional data)

- [ ] Ranking at each section and finish
- :-:- No data available at this section
- NA No data available

|                            |                   |
|----------------------------|-------------------|
| Horse/Jockey Name          | LOOSE CHANGE      |
| Finish Rank                | 5                 |
| Fastest Section            | 0:09.02 (Overall) |
| Top Speed [km/h] (Section) | 67.4 (L400)       |
| Race State                 | Finished          |



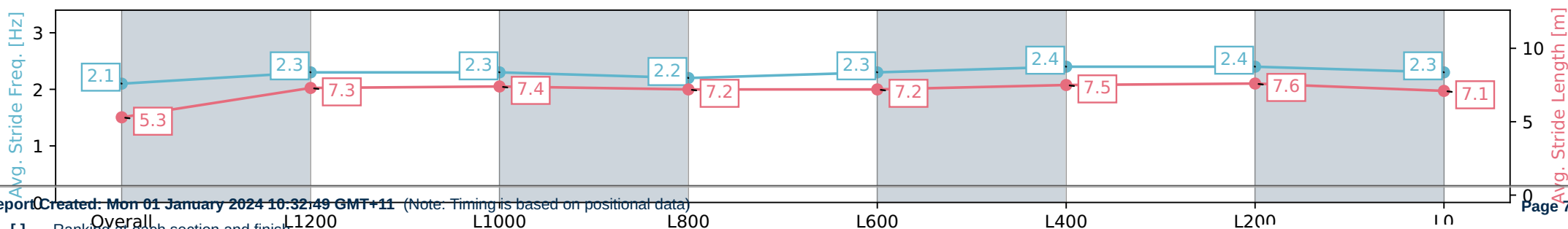
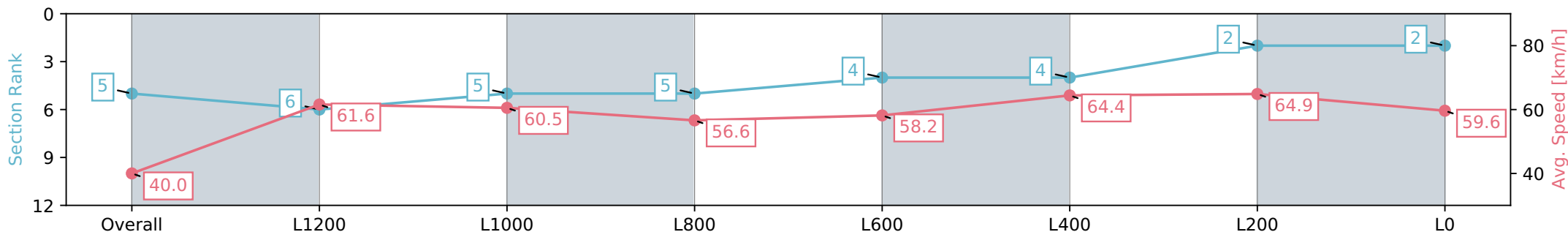
Pukekohe Park NZ - Professional  
 Race 1: EAGLE TECHNOLOGY 1500 - 1500m

01 January 2024 - 12:10PM



Track Rating: Heavy 8, Weather: Overcast, Rail Position: +3m

| Section                | Overall                  | L1200                    | L1000                    | L800                     | L600                     | L400                     | L200                     | L0                       |
|------------------------|--------------------------|--------------------------|--------------------------|--------------------------|--------------------------|--------------------------|--------------------------|--------------------------|
| Section Times          | 1:32.57 [5]<br>(0:09.02) | 1:23.56 [6]<br>(0:11.69) | 1:11.87 [5]<br>(0:11.90) | 0:59.97 [5]<br>(0:12.79) | 0:47.18 [4]<br>(0:12.63) | 0:34.55 [4]<br>(0:11.38) | 0:23.17 [2]<br>(0:11.07) | 0:12.10 [2]<br>(0:12.10) |
| Average Speed [km/h]   | 40.0                     | 61.6                     | 60.5                     | 56.6                     | 58.2                     | 64.4                     | 64.9                     | 59.6                     |
| Top Speed [km/h]       | 60.2                     | 63.3                     | 61.2                     | 59.2                     | 62.1                     | 67.2                     | 67.4                     | 63.3                     |
| Avg. Dist. to Rail [m] | 4.4                      | 0.8                      | 0.2                      | 1.1                      | 3.8                      | 4.7                      | 9.1                      | 7.2                      |
| Avg. Stride Freq. [Hz] | 2.1                      | 2.3                      | 2.3                      | 2.2                      | 2.3                      | 2.4                      | 2.4                      | 2.3                      |
| Avg. Stride Length [m] | 5.3                      | 7.3                      | 7.4                      | 7.2                      | 7.2                      | 7.5                      | 7.6                      | 7.1                      |



Report Created: Mon 01 January 2024 10:32:49 GMT+11 (Note: Timing is based on positional data)

- [ ] Ranking at each section and finish
- :-:- No data available at this section
- NA No data available

|                            |                   |
|----------------------------|-------------------|
| Horse/Jockey Name          | MIDNIGHT SCANDAL  |
| Finish Rank                | 6                 |
| Fastest Section            | 0:08.94 (Overall) |
| Top Speed [km/h] (Section) | 66.9 (L400)       |
| Race State                 | Finished          |

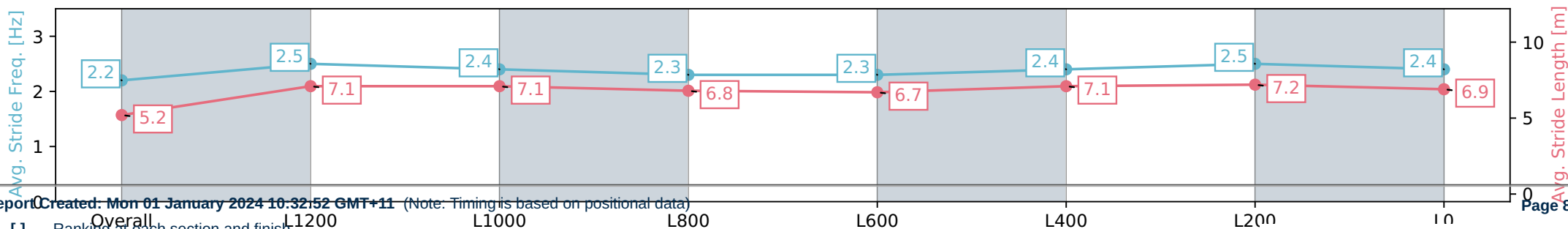
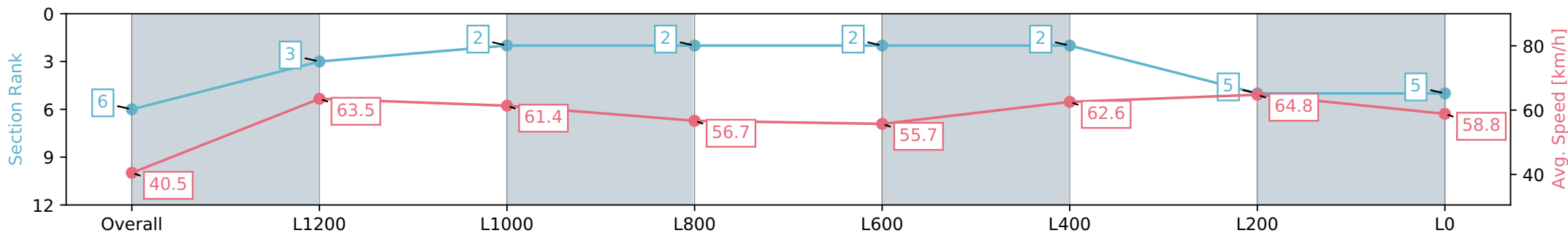
AUCKLAND  
THOROUGHBRED  
RACING  
SINCE 1874

Pukekohe Park NZ - Professional  
Race 1: EAGLE TECHNOLOGY 1500 - 1500m  
01 January 2024 - 12:10PM

PUKEKOHE  
PARK

Track Rating: Heavy 8, Weather: Overcast, Rail Position: +3m

| Section                | Overall                  | L1200                    | L1000                    | L800                     | L600                     | L400                     | L200                     | L0                       |
|------------------------|--------------------------|--------------------------|--------------------------|--------------------------|--------------------------|--------------------------|--------------------------|--------------------------|
| Section Times          | 1:32.98 [6]<br>(0:08.94) | 1:24.04 [3]<br>(0:11.39) | 1:12.65 [2]<br>(0:11.71) | 1:00.94 [2]<br>(0:12.77) | 0:48.17 [2]<br>(0:13.07) | 0:35.10 [2]<br>(0:11.72) | 0:23.38 [5]<br>(0:11.13) | 0:12.25 [5]<br>(0:12.25) |
| Average Speed [km/h]   | 40.5                     | 63.5                     | 61.4                     | 56.7                     | 55.7                     | 62.6                     | 64.8                     | 58.8                     |
| Top Speed [km/h]       | 61.4                     | 66.3                     | 64.1                     | 60.3                     | 60.4                     | 66.1                     | 66.9                     | 61.7                     |
| Avg. Dist. to Rail [m] | 11.3                     | 4.5                      | 1.5                      | 1.0                      | 2.7                      | 4.4                      | 5.8                      | 5.5                      |
| Avg. Stride Freq. [Hz] | 2.2                      | 2.5                      | 2.4                      | 2.3                      | 2.3                      | 2.4                      | 2.5                      | 2.4                      |
| Avg. Stride Length [m] | 5.2                      | 7.1                      | 7.1                      | 6.8                      | 6.7                      | 7.1                      | 7.2                      | 6.9                      |



Report Created: Mon 01 January 2024 10:32:52 GMT+11 (Note: Timing is based on positional data)

- [ ] Ranking at each section and finish
- :-:- No data available at this section
- NA No data available



|                            |                   |
|----------------------------|-------------------|
| Horse/Jockey Name          | VERA ROSE         |
| Finish Rank                | 7                 |
| Fastest Section            | 0:08.72 (Overall) |
| Top Speed [km/h] (Section) | 65.9 (L400)       |
| Race State                 | Finished          |

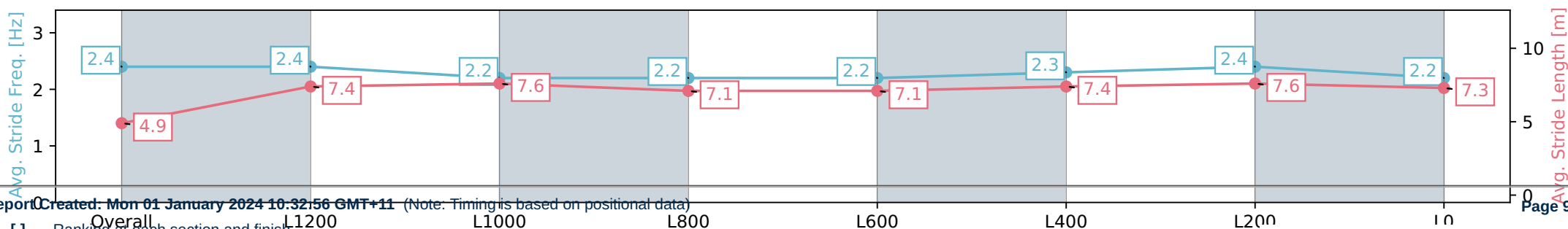
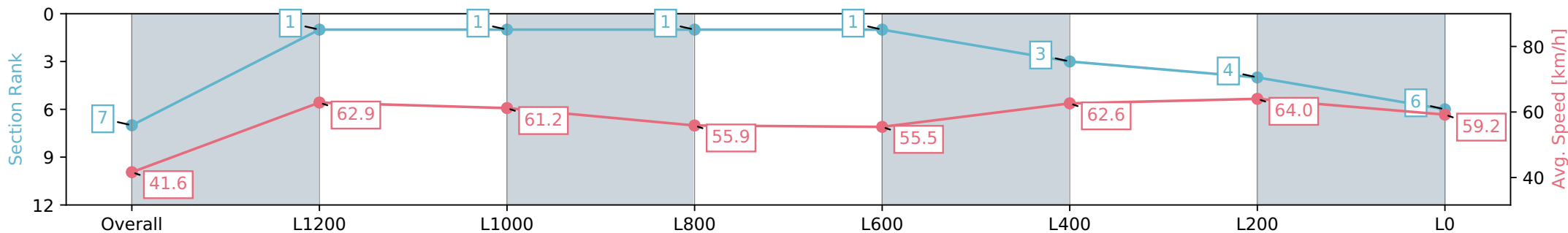
AUCKLAND  
THOROUGHBRED  
RACING  
SINCE 1874

Pukekohe Park NZ - Professional  
Race 1: EAGLE TECHNOLOGY 1500 - 1500m  
01 January 2024 - 12:10PM

PUKEKOHE  
PARK

Track Rating: Heavy 8, Weather: Overcast, Rail Position: +3m

| Section                | Overall                  | L1200                    | L1000                    | L800                     | L600                     | L400                     | L200                     | L0                       |
|------------------------|--------------------------|--------------------------|--------------------------|--------------------------|--------------------------|--------------------------|--------------------------|--------------------------|
| Section Times          | 1:33.00 [7]<br>(0:08.72) | 1:24.28 [1]<br>(0:11.42) | 1:12.86 [1]<br>(0:11.81) | 1:01.05 [1]<br>(0:12.78) | 0:48.27 [1]<br>(0:13.23) | 0:35.04 [3]<br>(0:11.61) | 0:23.43 [4]<br>(0:11.25) | 0:12.18 [6]<br>(0:12.18) |
| Average Speed [km/h]   | 41.6                     | 62.9                     | 61.2                     | 55.9                     | 55.5                     | 62.6                     | 64.0                     | 59.2                     |
| Top Speed [km/h]       | 61.5                     | 64.0                     | 62.7                     | 59.3                     | 59.6                     | 65.6                     | 65.9                     | 61.5                     |
| Avg. Dist. to Rail [m] | 6.2                      | 2.0                      | 2.1                      | 1.8                      | 2.9                      | 2.8                      | 2.4                      | 3.0                      |
| Avg. Stride Freq. [Hz] | 2.4                      | 2.4                      | 2.2                      | 2.2                      | 2.2                      | 2.3                      | 2.4                      | 2.2                      |
| Avg. Stride Length [m] | 4.9                      | 7.4                      | 7.6                      | 7.1                      | 7.1                      | 7.4                      | 7.6                      | 7.3                      |



Report Created: Mon 01 January 2024 10:32:56 GMT+11 (Note: Timing is based on positional data)

- [ ] Ranking at each section and finish
- :-:- No data available at this section
- NA No data available

|                            |                   |
|----------------------------|-------------------|
| Horse/Jockey Name          | KENOBI            |
| Finish Rank                | 8                 |
| Fastest Section            | 0:08.94 (Overall) |
| Top Speed [km/h] (Section) | 66.9 (L400)       |
| Race State                 | Finished          |

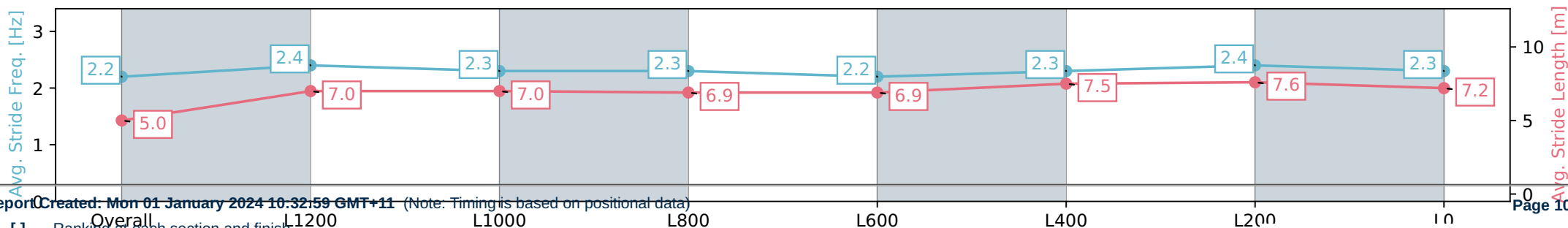
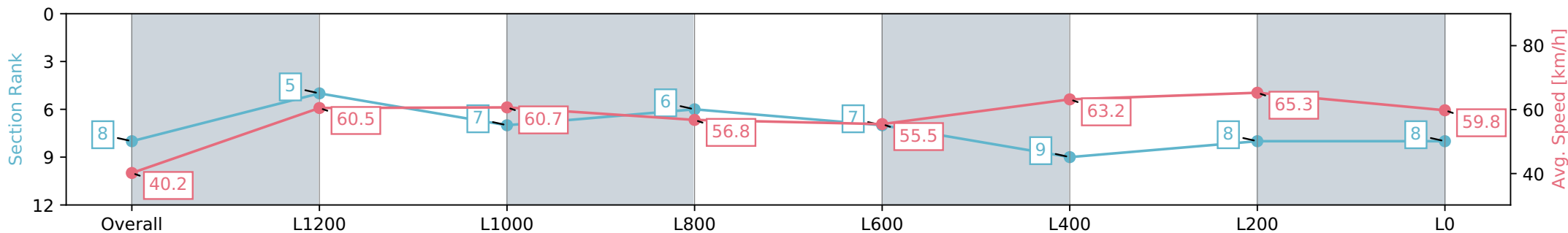


Pukekohe Park NZ - Professional  
 Race 1: EAGLE TECHNOLOGY 1500 - 1500m  
 01 January 2024 - 12:10PM



Track Rating: Heavy 8, Weather: Overcast, Rail Position: +3m

| Section                | Overall                  | L1200                    | L1000                    | L800                     | L600                     | L400                     | L200                     | L0                       |
|------------------------|--------------------------|--------------------------|--------------------------|--------------------------|--------------------------|--------------------------|--------------------------|--------------------------|
| Section Times          | 1:33.14 [8]<br>(0:08.94) | 1:24.20 [5]<br>(0:11.91) | 1:12.28 [7]<br>(0:11.89) | 1:00.40 [6]<br>(0:12.74) | 0:47.66 [7]<br>(0:13.12) | 0:34.54 [9]<br>(0:11.48) | 0:23.06 [8]<br>(0:11.01) | 0:12.05 [8]<br>(0:12.05) |
| Average Speed [km/h]   | 40.2                     | 60.5                     | 60.7                     | 56.8                     | 55.5                     | 63.2                     | 65.3                     | 59.8                     |
| Top Speed [km/h]       | 59.5                     | 62.6                     | 62.0                     | 58.8                     | 59.5                     | 66.6                     | 66.9                     | 63.4                     |
| Avg. Dist. to Rail [m] | 1.5                      | 0.6                      | 0.2                      | 0.9                      | 2.0                      | 1.7                      | 2.0                      | 2.5                      |
| Avg. Stride Freq. [Hz] | 2.2                      | 2.4                      | 2.3                      | 2.3                      | 2.2                      | 2.3                      | 2.4                      | 2.3                      |
| Avg. Stride Length [m] | 5.0                      | 7.0                      | 7.0                      | 6.9                      | 6.9                      | 7.5                      | 7.6                      | 7.2                      |



Report Created: Mon 01 January 2024 10:32:59 GMT+11 (Note: Timing is based on positional data)

- [ ] Ranking at each section and finish
- :-:- No data available at this section
- NA No data available

|                            |                   |
|----------------------------|-------------------|
| Horse/Jockey Name          | SON OF SUN        |
| Finish Rank                | 9                 |
| Fastest Section            | 0:09.30 (Overall) |
| Top Speed [km/h] (Section) | 65.0 (L400)       |
| Race State                 | Finished          |

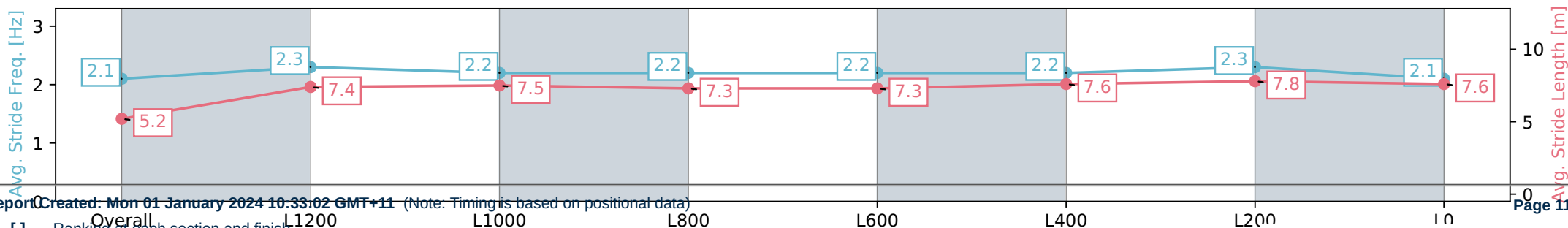
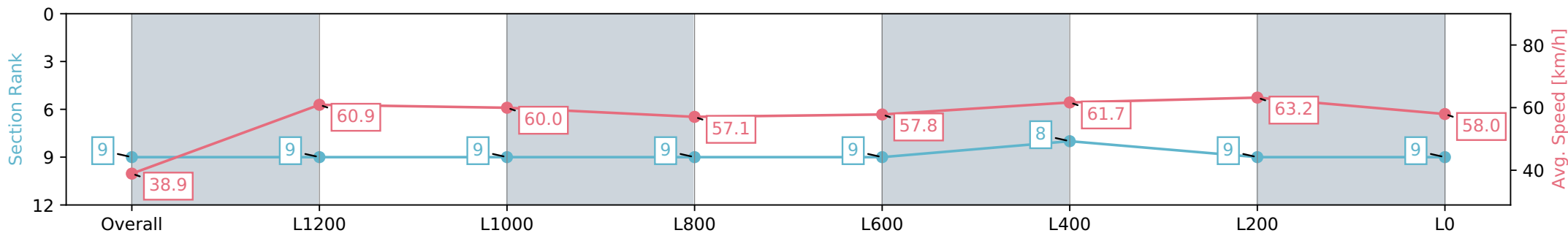


Pukekohe Park NZ - Professional  
 Race 1: EAGLE TECHNOLOGY 1500 - 1500m



01 January 2024 - 12:10PM  
 Track Rating: Heavy 8, Weather: Overcast, Rail Position: +3m

| Section                | Overall                  | L1200                    | L1000                    | L800                     | L600                     | L400                     | L200                     | L0                       |
|------------------------|--------------------------|--------------------------|--------------------------|--------------------------|--------------------------|--------------------------|--------------------------|--------------------------|
| Section Times          | 1:34.16 [9]<br>(0:09.30) | 1:24.86 [9]<br>(0:11.81) | 1:13.05 [9]<br>(0:12.02) | 1:01.03 [9]<br>(0:12.65) | 0:48.38 [9]<br>(0:12.69) | 0:35.69 [8]<br>(0:11.91) | 0:23.78 [9]<br>(0:11.36) | 0:12.42 [9]<br>(0:12.42) |
| Average Speed [km/h]   | 38.9                     | 60.9                     | 60.0                     | 57.1                     | 57.8                     | 61.7                     | 63.2                     | 58.0                     |
| Top Speed [km/h]       | 58.6                     | 62.9                     | 60.7                     | 60.8                     | 60.8                     | 64.1                     | 65.0                     | 61.9                     |
| Avg. Dist. to Rail [m] | 8.2                      | 2.5                      | 0.7                      | 0.6                      | 3.2                      | 5.2                      | 6.2                      | 6.4                      |
| Avg. Stride Freq. [Hz] | 2.1                      | 2.3                      | 2.2                      | 2.2                      | 2.2                      | 2.2                      | 2.3                      | 2.1                      |
| Avg. Stride Length [m] | 5.2                      | 7.4                      | 7.5                      | 7.3                      | 7.3                      | 7.6                      | 7.8                      | 7.6                      |



Report Created: Mon 01 January 2024 10:33:02 GMT+11 (Note: Timing is based on positional data)

- [ ] Ranking at each section and finish
- :-:- No data available at this section
- NA No data available