

Track Rating: Good 3, Weather: Fine, Rail Position: +6m

Section																				
Field Times													Overall	L2000	L1800	L1600	L1400	L1200		
													2:16.76	2:02.22	1:50.14	1:37.06	1:23.43	1:10.69		
													(0:14.54)	(0:12.08)	(0:13.08)	(0:13.63)	(0:12.74)	(0:11.84)		
Position	#	Horse/Jockey	Barrier	Top Speed [km/h]	Fastest Section	First 400m											From Winner [m]			
1	1	LIQUID FIRE	5	66.6	0:11.02	0:27.28	2:16.77	2:01.97 [4]	1:49.49 [4]	1:36.51 [4]	1:22.96 [5]	1:10.35 [6]								
		Kelly Myers		400-200	400-200		(0:14.80)	(0:12.48)	(0:12.98)	(0:13.55)	(0:12.61)	(0:12.20)								
2	5	PROMISED LAND	3	67.0	0:10.85	0:27.68	2:16.85	2:01.75 [8]	1:49.17 [8]	1:36.14 [8]	1:22.48 [9]	1:09.65 [10]					-3			
		Craig Grylls		400-200	400-200		(0:15.10)	(0:12.57)	(0:13.03)	(0:13.66)	(0:12.83)	(0:12.26)								
3	13	ALL SHOOK UP	4	66.7	0:11.02	0:27.66	2:16.91	2:01.88 [7]	1:49.25 [7]	1:36.31 [7]	1:22.67 [8]	1:09.93 [8]					+4			
		Samantha Spratt		400-200	400-200		(0:15.03)	(0:12.63)	(0:12.94)	(0:13.64)	(0:12.74)	(0:12.14)								
4	2	BECAUSE	11	64.9	0:11.23	0:27.55	2:16.97	2:02.01 [6]	1:49.42 [6]	1:36.48 [6]	1:23.42 [2]	1:10.89 [2]					+5			
		Courtney Barnes		400-200	400-200		(0:14.96)	(0:12.59)	(0:12.94)	(0:13.06)	(0:12.53)	(0:12.00)								
5	12	WITHALLMYHEART	7	66.0	0:11.20	0:28.07	2:17.33	2:01.76 [11]	1:49.26 [10]	1:36.30 [10]	1:22.64 [11]	1:09.89 [11]					-1			
		Ace Lawson-Carroll		600-400	400-200		(0:15.56)	(0:12.50)	(0:12.96)	(0:13.66)	(0:12.75)	(0:12.11)								
6	4	DEVOTED	8	65.3	0:11.25	0:26.99	2:17.54	2:02.97 [2]	1:50.55 [3]	1:37.41 [3]	1:23.82 [4]	1:11.13 [5]					-3			
		Jessica Allen		600-400	400-200		(0:14.56)	(0:12.42)	(0:13.14)	(0:13.59)	(0:12.69)	(0:12.20)								
7	10	ROCK MY HEART	6	65.1	0:11.27	0:28.10	2:17.55	2:02.15 [10]	1:49.45 [11]	1:36.42 [11]	1:23.06 [10]	1:10.45 [9]					+3			
		Lynsey Satherley		600-400	400-200		(0:15.40)	(0:12.70)	(0:13.03)	(0:13.36)	(0:12.61)	(0:12.01)								
8	3	QUEEN SARABI	1	64.6	0:11.47	0:27.34	2:17.90	2:03.03 [5]	1:50.56 [5]	1:37.51 [5]	1:23.85 [7]	1:10.94 [7]					-9			
		Kazuya Asano		600-400	400-200		(0:14.87)	(0:12.47)	(0:13.05)	(0:13.66)	(0:12.91)	(0:12.21)								
9	6	TAWI	9	64.9	0:11.54	0:26.91	2:17.90	2:03.30 [3]	1:50.99 [2]	1:37.92 [2]	1:24.28 [3]	1:11.64 [4]					-1			
		Masahiro Hashizume		600-400	600-400		(0:14.60)	(0:12.31)	(0:13.07)	(0:13.63)	(0:12.65)	(0:12.19)								
10	11	BRIAN LAMONT	10	64.1	0:11.54	0:26.62	2:18.12	2:03.57 [1]	1:51.50 [1]	1:38.42 [1]	1:24.79 [1]	1:12.05 [1]					-5			
		James Doyle		2200-2000	400-200		(0:14.54)	(0:12.08)	(0:13.08)	(0:13.63)	(0:12.74)	(0:11.97)								

Scratched: Hula Beat (#7), Pow Tong (#9), Motuman (#14)

Pukekohe Park NZ
Race 7: FIRST YEARLINGS BY HELLO YOUHZAIN 2200 - 2200m
21 January 2024 - 4:07PM

Track Rating: Good 3, Weather: Fine, Rail Position: +6m

Section							Overall	L2000	L1800	L1600	L1400	L1200		
Field Times							2:16.76 (0:14.54)	2:02.22 (0:12.08)	1:50.14 (0:13.08)	1:37.06 (0:13.63)	1:23.43 (0:12.74)	1:10.69 (0:11.84)		
Position	#	Horse/Jockey	Barrier	Top Speed [km/h]	Fastest Section	First 400m								From Winner [m]
11	8	JACK IN THE BOX	2	63.1	0:11.73	0:27.89	2:18.47	2:03.21 [9]	1:50.57 [9]	1:37.67 [9]	1:24.61 [6]	1:12.28 [3]		+0
		Elen Nicholas		600-400	1200-1000		(0:15.26)	(0:12.63)	(0:12.91)	(0:13.06)	(0:12.33)	(0:11.73)		

Scratched: Hula Beat (#7), Pow Tong (#9), Motuman (#14)

- [] Position in running at each section and finish
- # Saddle cloth number
- :--:- No data available at this section
- Background shading for fastest section
- NA No data available

Track Rating: Good 3, Weather: Fine, Rail Position: +6m

Section													
Field Times		L1000	L800	L600	L400	L200							
		0:58.85 (0:11.77)	0:47.08 (0:12.37)	0:34.71 (0:11.85)	0:22.86 (0:11.18)	0:11.68 (0:11.68)							
Position	#	Horse/Jockey	Barrier	Top Speed [km/h]	Fastest Section	First 400m	L1000	L800	L600	L400	L200	Margin	From Winner [m]
1	1	LIQUID FIRE	5	66.6	0:11.02	0:27.28	0:58.15 [6]	0:46.05 [5]	0:34.15 [5]	0:22.70 [4]	0:11.68 [1]	2:16.77	2:16.77
		Kelly Myers		400-200	400-200		(0:12.10)	(0:11.90)	(0:11.45)	(0:11.02)	(0:11.68)		
2	5	PROMISED LAND	3	67.0	0:10.85	0:27.68	0:57.39 [10]	0:45.52 [10]	0:33.76 [11]	0:22.28 [11]	0:11.43 [4]	0.6L	0.6L
		Craig Grylls		400-200	400-200		(0:11.87)	(0:11.76)	(0:11.48)	(0:10.85)	(0:11.43)		
3	13	ALL SHOOK UP	4	66.7	0:11.02	0:27.66	0:57.79 [8]	0:45.89 [9]	0:34.03 [9]	0:22.56 [7]	0:11.55 [3]	1.0L	1.0L
		Samantha Spratt		400-200	400-200		(0:11.90)	(0:11.86)	(0:11.46)	(0:11.02)	(0:11.55)		
4	2	BECAUSE	11	64.9	0:11.23	0:27.55	0:58.89 [3]	0:46.84 [3]	0:34.72 [2]	0:23.01 [2]	0:11.78 [2]	1.4L	1.4L
		Courtney Barnes		400-200	400-200		(0:12.05)	(0:12.12)	(0:11.71)	(0:11.23)	(0:11.78)		
5	12	WITHALLMYHEART	7	66.0	0:11.20	0:28.07	0:57.78 [11]	0:45.89 [11]	0:34.25 [10]	0:22.93 [9]	0:11.73 [8]	3.7L	3.7L
		Ace Lawson-Carroll		600-400	400-200		(0:11.89)	(0:11.64)	(0:11.32)	(0:11.20)	(0:11.73)		
6	4	DEVOTED	8	65.3	0:11.25	0:26.99	0:58.93 [5]	0:46.74 [6]	0:34.85 [7]	0:23.20 [8]	0:11.95 [7]	5.1L	5.1L
		Jessica Allen		600-400	400-200		(0:12.19)	(0:11.89)	(0:11.65)	(0:11.25)	(0:11.95)		
7	10	ROCK MY HEART	6	65.1	0:11.27	0:28.10	0:58.44 [7]	0:46.60 [7]	0:34.88 [6]	0:23.28 [6]	0:12.02 [5]	5.3L	5.3L
		Lynsey Satherley		600-400	400-200		(0:11.84)	(0:11.72)	(0:11.59)	(0:11.27)	(0:12.02)		
8	3	QUEEN SARABI	1	64.6	0:11.47	0:27.34	0:58.73 [9]	0:46.89 [8]	0:35.03 [8]	0:23.38 [10]	0:11.91 [11]	7.6L	7.6L
		Kazuya Asano		600-400	400-200		(0:11.84)	(0:11.86)	(0:11.65)	(0:11.47)	(0:11.91)		
9	6	TAWI	9	64.9	0:11.54	0:26.91	0:59.45 [4]	0:47.50 [4]	0:35.44 [4]	0:23.90 [3]	0:12.36 [6]	7.6L	7.6L
		Masahiro Hashizume		600-400	600-400		(0:11.95)	(0:12.06)	(0:11.54)	(0:11.54)	(0:12.36)		
10	11	BRIAN LAMONT	10	64.1	0:11.54	0:26.62	1:00.08 [2]	0:48.02 [2]	0:35.78 [3]	0:23.95 [5]	0:12.41 [9]	9.1L	9.1L
		James Doyle		2200-2000	400-200		(0:12.06)	(0:12.24)	(0:11.83)	(0:11.54)	(0:12.41)		

Scratched: Hula Beat (#7), Pow Tong (#9), Motuman (#14)

Track Rating: Good 3, Weather: Fine, Rail Position: +6m

Section														
Field Times		L1000	L800	L600	L400	L200								
		0:58.85	0:47.08	0:34.71	0:22.86	0:11.68								
		(0:11.77)	(0:12.37)	(0:11.85)	(0:11.18)	(0:11.68)								
Position	#	Horse/Jockey	Barrier	Top Speed [km/h]	Fastest Section	First 400m						Margin		From Winner [m]
11	8	JACK IN THE BOX	2	63.1	0:11.73	0:27.89	1:00.55 [1]	0:48.78 [1]	0:36.41 [1]	0:24.55 [1]	0:12.70 [10]	11.4L		11.4L
		Elen Nicholas		600-400	1200-1000		(0:11.77)	(0:12.37)	(0:11.86)	(0:11.85)	(0:12.70)			

Scratched: Hula Beat (#7), Pow Tong (#9), Motuman (#14)

Horse/Jockey Name	LIQUID FIRE
Finish Rank	1
Fastest Section Time (Section)	0:11.02 (L400)
Top Speed [km/h] (Section)	66.6 (L400)
Race State	Finished



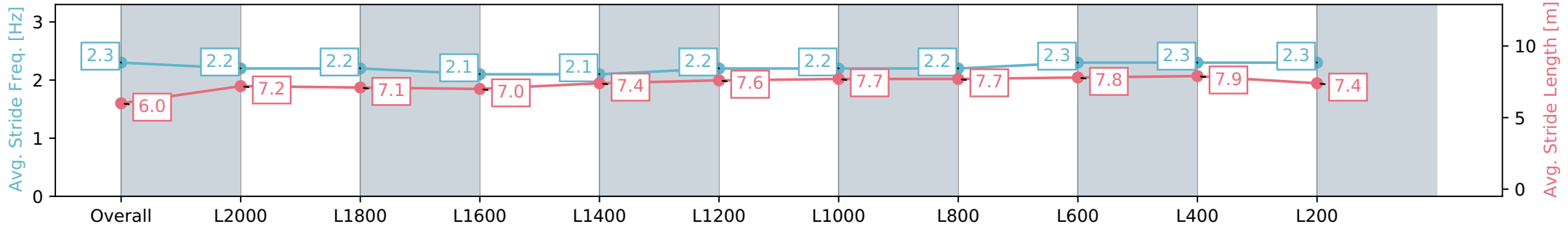
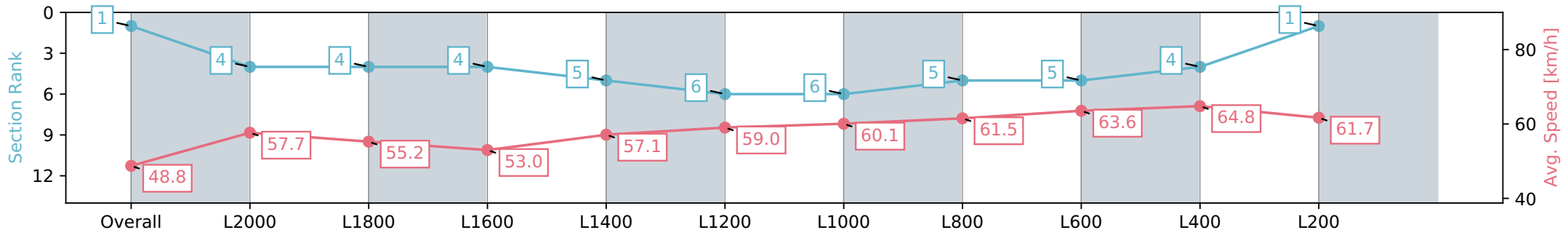
Pukekohe Park NZ - Professional
 Race 7: FIRST YEARLINGS BY HELLO YOUMZAIN 2200 - 2200m



21 January 2024 - 4:07PM

Track Rating: Good 3, Weather: Fine, Rail Position: +6m

Section	Overall	L2000	L1800	L1600	L1400	L1200	L1000	L800	L600	L400	L200
Section Times	2:16.77 [1] (0:14.80)	2:01.97 [4] (0:12.48)	1:49.49 [4] (0:12.98)	1:36.51 [4] (0:13.55)	1:22.96 [5] (0:12.61)	1:10.35 [6] (0:12.20)	0:58.15 [6] (0:12.10)	0:46.05 [5] (0:11.90)	0:34.15 [5] (0:11.45)	0:22.70 [4] (0:11.02)	0:11.68 [1] (0:11.68)
Average Speed [km/h]	48.8	57.7	55.2	53.0	57.1	59.0	60.1	61.5	63.6	64.8	61.7
Top Speed [km/h]	60.9	60.4	57.0	54.9	58.2	59.7	61.2	62.6	65.9	66.6	63.9
Avg. Dist. to Rail [m]	3.6	0.9	0.8	0.4	0.5	0.4	1.7	2.9	3.3	4.6	6.0
Avg. Stride Freq. [Hz]	2.3	2.2	2.2	2.1	2.1	2.2	2.2	2.2	2.2	2.3	2.3
Avg. Stride Length [m]	6.0	7.2	7.1	7.0	7.4	7.6	7.7	7.7	7.8	7.9	7.4



- [] Ranking at each section and finish
- :-:- No data available at this section
- NA No data available

Horse/Jockey Name	PROMISED LAND
Finish Rank	2
Fastest Section Time (Section)	0:10.85 (L400)
Top Speed [km/h] (Section)	67.0 (L400)
Race State	Finished



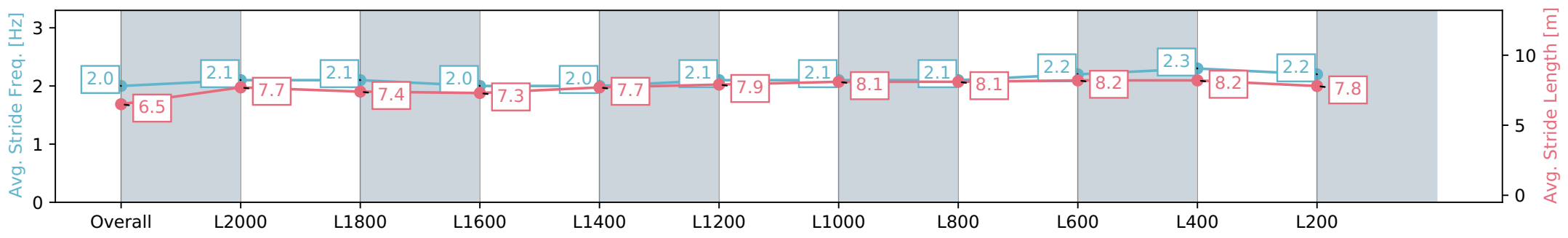
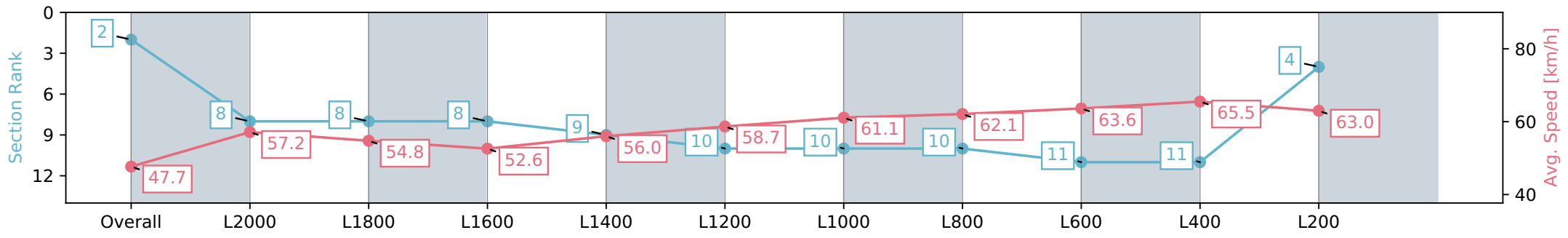
Pukekohe Park NZ - Professional
 Race 7: FIRST YEARLINGS BY HELLO YOUMZAIN 2200 - 2200m



21 January 2024 - 4:07PM

Track Rating: Good 3, Weather: Fine, Rail Position: +6m

Section	Overall	L2000	L1800	L1600	L1400	L1200	L1000	L800	L600	L400	L200
Section Times	2:16.85 [2] (0:15.10)	2:01.75 [8] (0:12.57)	1:49.17 [8] (0:13.03)	1:36.14 [8] (0:13.66)	1:22.48 [9] (0:12.83)	1:09.65 [10] (0:12.26)	0:57.39 [10] (0:11.87)	0:45.52 [10] (0:11.76)	0:33.76 [11] (0:11.48)	0:22.28 [11] (0:10.85)	0:11.43 [4] (0:11.43)
Average Speed [km/h]	47.7	57.2	54.8	52.6	56.0	58.7	61.1	62.1	63.6	65.5	63.0
Top Speed [km/h]	58.9	58.5	56.1	54.0	58.0	60.1	61.8	63.9	66.2	67.0	64.4
Avg. Dist. to Rail [m]	2.8	0.9	1.4	0.7	0.2	0.3	0.9	2.5	5.0	8.8	9.0
Avg. Stride Freq. [Hz]	2.0	2.1	2.1	2.0	2.0	2.1	2.1	2.1	2.1	2.2	2.2
Avg. Stride Length [m]	6.5	7.7	7.4	7.3	7.7	7.9	8.1	8.1	8.2	8.2	7.8



Report Created: Sun 21 January 2024 14:33:30 GMT+11 (Note: Timing is based on positional data)

- [] Ranking at each section and finish
- :-:- No data available at this section
- NA No data available



Horse/Jockey Name	ALL SHOOK UP
Finish Rank	3
Fastest Section Time (Section)	0:11.02 (L400)
Top Speed [km/h] (Section)	66.7 (L400)
Race State	Finished



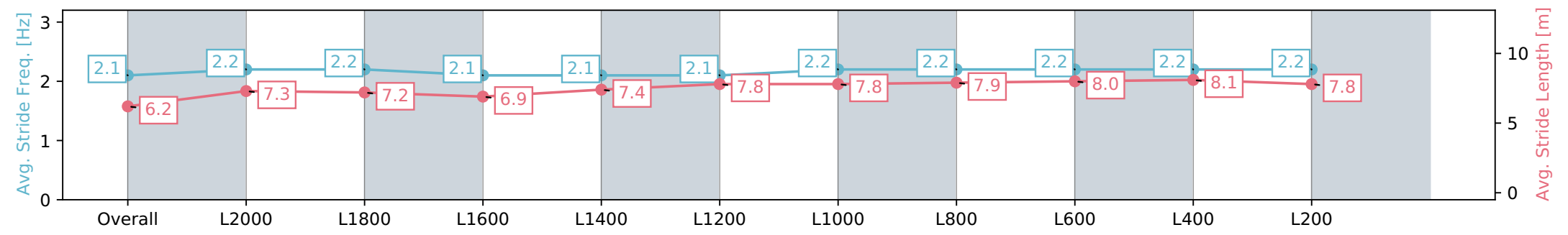
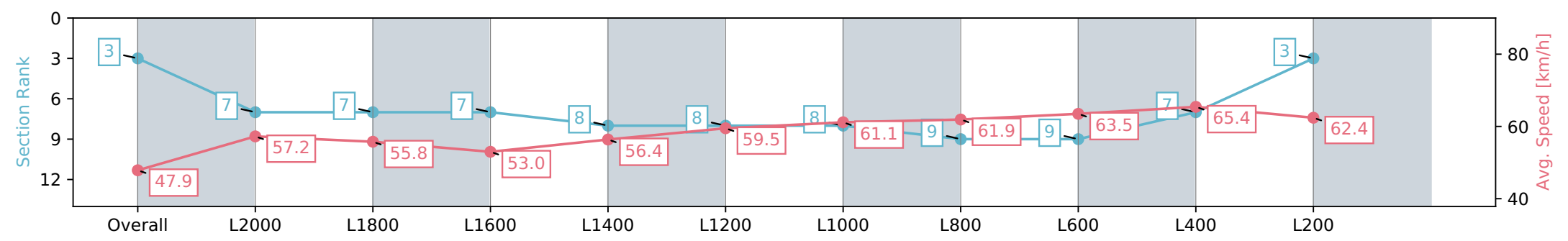
Pukekohe Park NZ - Professional
 Race 7: FIRST YEARLINGS BY HELLO YOUMZAIN 2200 - 2200m



21 January 2024 - 4:07PM

Track Rating: Good 3, Weather: Fine, Rail Position: +6m

Section	Overall	L2000	L1800	L1600	L1400	L1200	L1000	L800	L600	L400	L200
Section Times	2:16.91 [3] (0:15.03)	2:01.88 [7] (0:12.63)	1:49.25 [7] (0:12.94)	1:36.31 [7] (0:13.64)	1:22.67 [8] (0:12.74)	1:09.93 [8] (0:12.14)	0:57.79 [8] (0:11.90)	0:45.89 [9] (0:11.86)	0:34.03 [9] (0:11.46)	0:22.56 [7] (0:11.02)	0:11.55 [3] (0:11.55)
Average Speed [km/h]	47.9	57.2	55.8	53.0	56.4	59.5	61.1	61.9	63.5	65.4	62.4
Top Speed [km/h]	58.7	59.1	57.4	54.3	58.3	60.7	62.0	62.9	66.5	66.7	63.9
Avg. Dist. to Rail [m]	3.8	1.2	0.3	0.5	0.7	0.4	1.8	3.7	3.5	5.8	7.0
Avg. Stride Freq. [Hz]	2.1	2.2	2.2	2.1	2.1	2.1	2.2	2.2	2.2	2.2	2.2
Avg. Stride Length [m]	6.2	7.3	7.2	6.9	7.4	7.8	7.8	7.9	8.0	8.1	7.8



Report Created: Sun 21 January 2024 14:33:34 GMT+11 (Note: Timing is based on positional data)

- [] Ranking at each section and finish
- :-:- No data available at this section
- NA No data available



Horse/Jockey Name	BECAUSE
Finish Rank	4
Fastest Section Time (Section)	0:11.23 (L400)
Top Speed [km/h] (Section)	64.9 (L400)
Race State	Finished



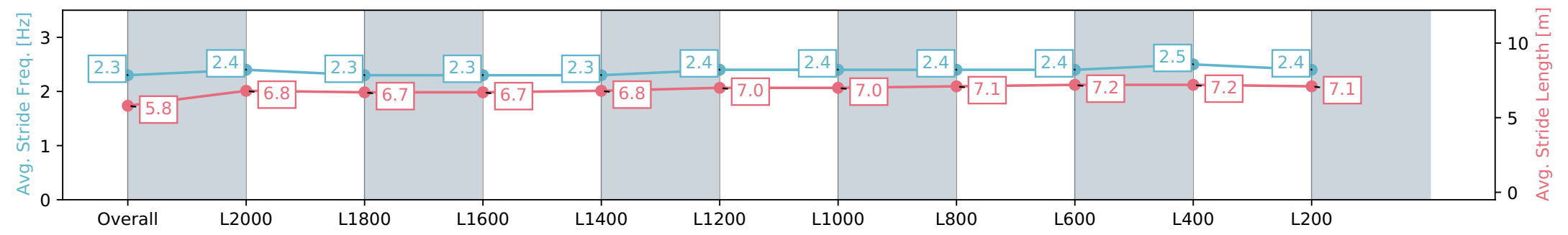
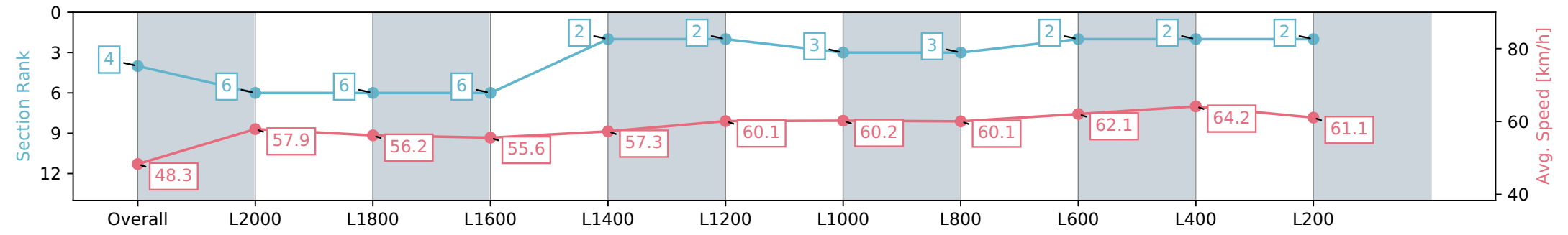
Pukekohe Park NZ - Professional
 Race 7: FIRST YEARLINGS BY HELLO YOUMZAIN 2200 - 2200m



21 January 2024 - 4:07PM

Track Rating: Good 3, Weather: Fine, Rail Position: +6m

Section	Overall	L2000	L1800	L1600	L1400	L1200	L1000	L800	L600	L400	L200
Section Times	2:16.97 [4] (0:14.96)	2:02.01 [6] (0:12.59)	1:49.42 [6] (0:12.94)	1:36.48 [6] (0:13.06)	1:23.42 [2] (0:12.53)	1:10.89 [2] (0:12.00)	0:58.89 [3] (0:12.05)	0:46.84 [3] (0:12.12)	0:34.72 [2] (0:11.71)	0:23.01 [2] (0:11.23)	0:11.78 [2] (0:11.78)
Average Speed [km/h]	48.3	57.9	56.2	55.6	57.3	60.1	60.2	60.1	62.1	64.2	61.1
Top Speed [km/h]	61.3	60.9	57.4	57.0	58.7	61.4	61.3	61.0	64.6	64.9	63.0
Avg. Dist. to Rail [m]	9.3	3.0	1.7	1.7	2.0	1.4	1.2	2.2	2.6	3.4	3.8
Avg. Stride Freq. [Hz]	2.3	2.4	2.3	2.3	2.3	2.3	2.4	2.4	2.4	2.4	2.4
Avg. Stride Length [m]	5.8	6.8	6.7	6.7	6.8	7.0	7.0	7.1	7.2	7.2	7.1



Report Created: Sun 21 January 2024 14:33:38 GMT+11 (Note: Timing is based on positional data)

- [] Ranking at each section and finish
- :-:- No data available at this section
- NA No data available



Horse/Jockey Name	WITHALLMYHEART
Finish Rank	5
Fastest Section Time (Section)	0:11.20 (L400)
Top Speed [km/h] (Section)	66.0 (L600)
Race State	Finished



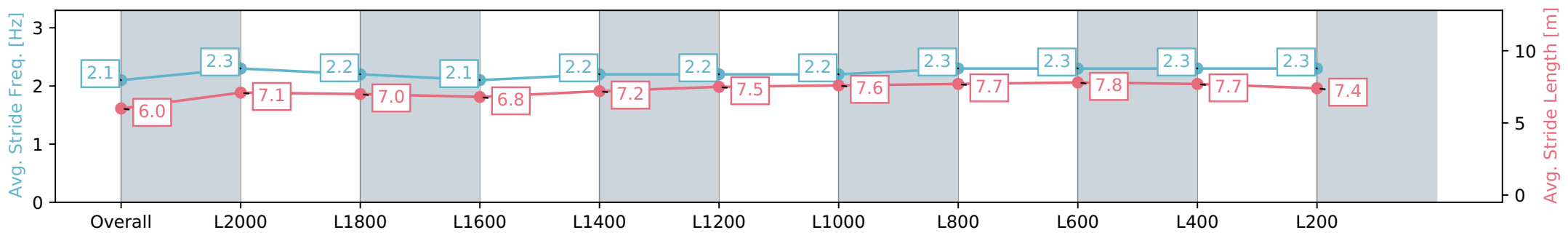
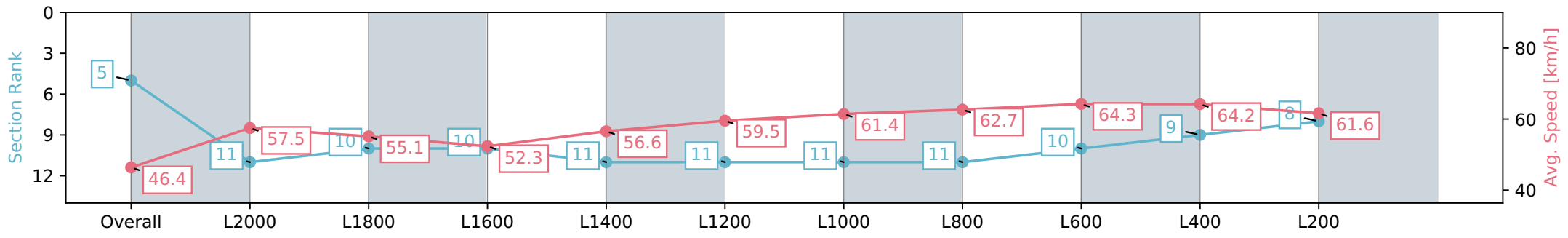
Pukekohe Park NZ - Professional
 Race 7: FIRST YEARLINGS BY HELLO YOUMZAIN 2200 - 2200m



21 January 2024 - 4:07PM

Track Rating: Good 3, Weather: Fine, Rail Position: +6m

Section	Overall	L2000	L1800	L1600	L1400	L1200	L1000	L800	L600	L400	L200
Section Times	2:17.33 [5] (0:15.56)	2:01.76 [11] (0:12.50)	1:49.26 [10] (0:12.96)	1:36.30 [10] (0:13.66)	1:22.64 [11] (0:12.75)	1:09.89 [11] (0:12.11)	0:57.78 [11] (0:11.89)	0:45.89 [11] (0:11.64)	0:34.25 [10] (0:11.32)	0:22.93 [9] (0:11.20)	0:11.73 [8] (0:11.73)
Average Speed [km/h]	46.4	57.5	55.1	52.3	56.6	59.5	61.4	62.7	64.3	64.2	61.6
Top Speed [km/h]	59.4	59.3	56.2	53.8	58.6	60.2	62.2	63.8	66.0	65.3	63.6
Avg. Dist. to Rail [m]	4.7	0.9	1.2	0.5	0.9	1.1	2.2	2.9	3.3	6.1	5.8
Avg. Stride Freq. [Hz]	2.1	2.3	2.2	2.1	2.2	2.2	2.2	2.3	2.3	2.3	2.3
Avg. Stride Length [m]	6.0	7.1	7.0	6.8	7.2	7.5	7.6	7.7	7.8	7.7	7.4



- [] Ranking at each section and finish
- :-:- No data available at this section
- NA No data available

Horse/Jockey Name	DEVOTED
Finish Rank	6
Fastest Section Time (Section)	0:11.25 (L400)
Top Speed [km/h] (Section)	65.3 (L600)
Race State	Finished



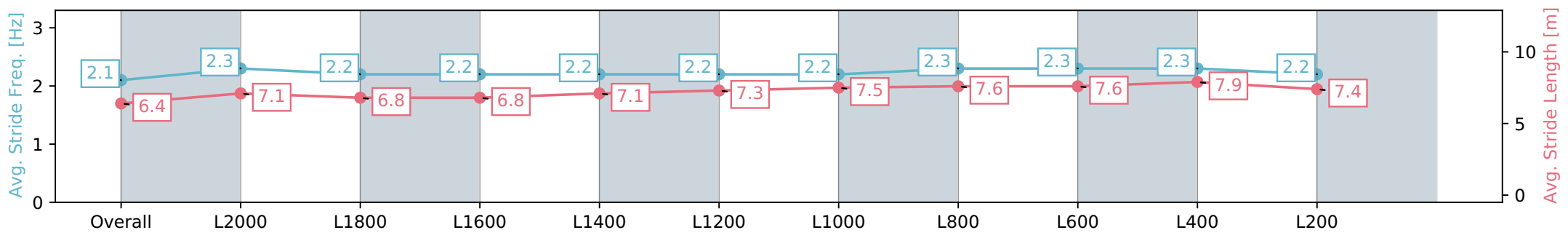
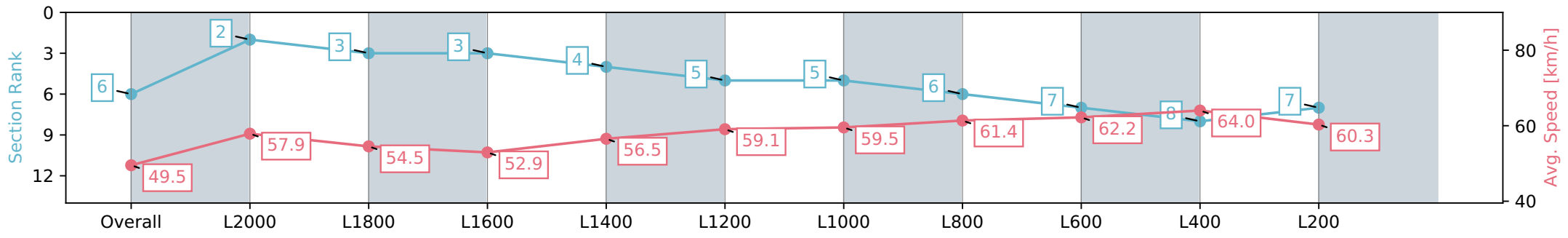
Pukekohe Park NZ - Professional
 Race 7: FIRST YEARLINGS BY HELLO YOUMZAIN 2200 - 2200m



21 January 2024 - 4:07PM

Track Rating: Good 3, Weather: Fine, Rail Position: +6m

Section	Overall	L2000	L1800	L1600	L1400	L1200	L1000	L800	L600	L400	L200
Section Times	2:17.54 [6] (0:14.56)	2:02.97 [2] (0:12.42)	1:50.55 [3] (0:13.14)	1:37.41 [3] (0:13.59)	1:23.82 [4] (0:12.69)	1:11.13 [5] (0:12.20)	0:58.93 [5] (0:12.19)	0:46.74 [6] (0:11.89)	0:34.85 [7] (0:11.65)	0:23.20 [8] (0:11.25)	0:11.95 [7] (0:11.95)
Average Speed [km/h]	49.5	57.9	54.5	52.9	56.5	59.1	59.5	61.4	62.2	64.0	60.3
Top Speed [km/h]	60.5	59.8	57.0	54.5	58.4	59.8	61.0	62.5	65.3	65.3	62.5
Avg. Dist. to Rail [m]	5.4	0.7	0.8	0.6	0.2	0.5	1.3	2.2	2.1	4.3	3.3
Avg. Stride Freq. [Hz]	2.1	2.3	2.2	2.2	2.2	2.2	2.2	2.3	2.3	2.3	2.2
Avg. Stride Length [m]	6.4	7.1	6.8	6.8	7.1	7.3	7.5	7.6	7.6	7.9	7.4



- [] Ranking at each section and finish
- :-:- No data available at this section
- NA No data available

Horse/Jockey Name	ROCK MY HEART
Finish Rank	7
Fastest Section Time (Section)	0:11.27 (L400)
Top Speed [km/h] (Section)	65.1 (L600)
Race State	Finished



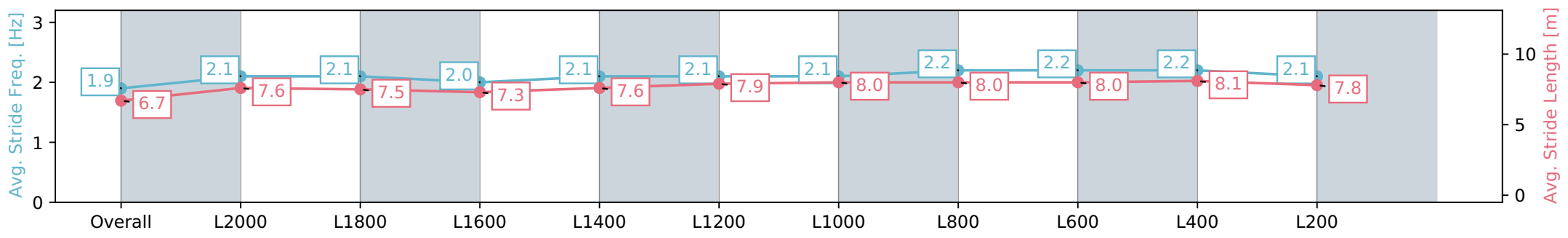
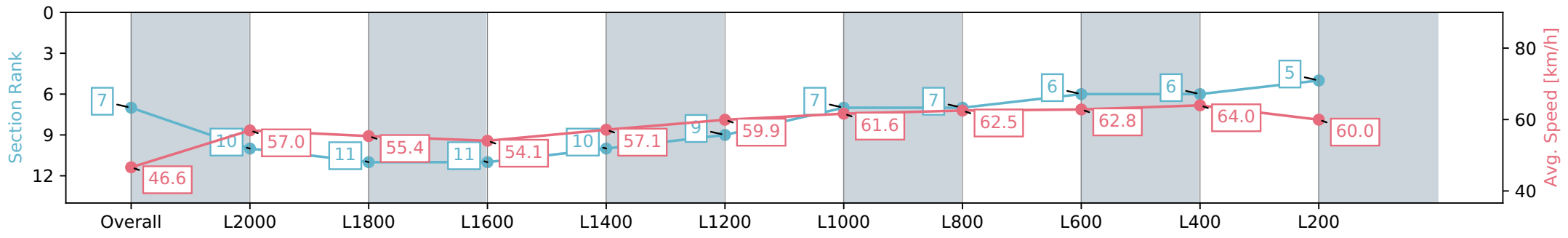
Pukekohe Park NZ - Professional
 Race 7: FIRST YEARLINGS BY HELLO YOUMZAIN 2200 - 2200m



21 January 2024 - 4:07PM

Track Rating: Good 3, Weather: Fine, Rail Position: +6m

Section	Overall	L2000	L1800	L1600	L1400	L1200	L1000	L800	L600	L400	L200
Section Times	2:17.55 [7] (0:15.40)	2:02.15 [10] (0:12.70)	1:49.45 [11] (0:13.03)	1:36.42 [11] (0:13.36)	1:23.06 [10] (0:12.61)	1:10.45 [9] (0:12.01)	0:58.44 [7] (0:11.84)	0:46.60 [7] (0:11.72)	0:34.88 [6] (0:11.59)	0:23.28 [6] (0:11.27)	0:12.02 [5] (0:12.02)
Average Speed [km/h]	46.6	57.0	55.4	54.1	57.1	59.9	61.6	62.5	62.8	64.0	60.0
Top Speed [km/h]	58.7	58.3	55.9	55.7	58.7	60.7	62.7	63.3	65.1	64.9	61.8
Avg. Dist. to Rail [m]	4.6	1.1	0.4	1.2	2.2	1.7	2.1	3.3	4.0	6.1	7.2
Avg. Stride Freq. [Hz]	1.9	2.1	2.1	2.0	2.1	2.1	2.1	2.2	2.2	2.2	2.1
Avg. Stride Length [m]	6.7	7.6	7.5	7.3	7.6	7.9	8.0	8.0	8.0	8.1	7.8



- [] Ranking at each section and finish
- :-:- No data available at this section
- NA No data available

Horse/Jockey Name	QUEEN SARABI
Finish Rank	8
Fastest Section Time (Section)	0:11.47 (L400)
Top Speed [km/h] (Section)	64.6 (L600)
Race State	Finished



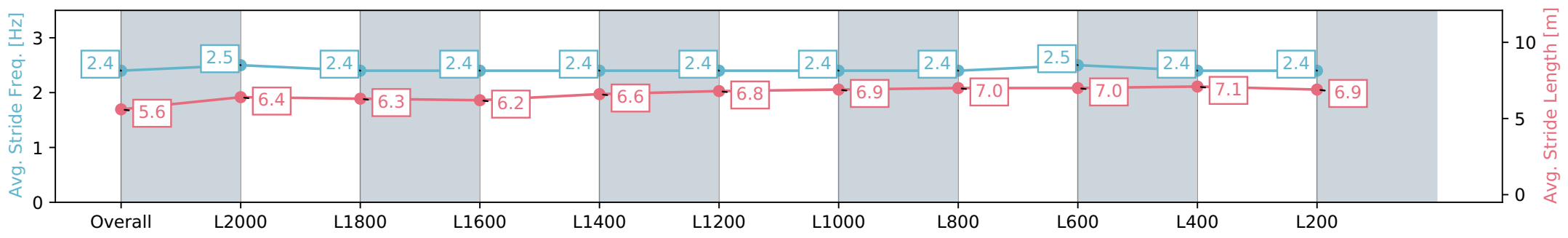
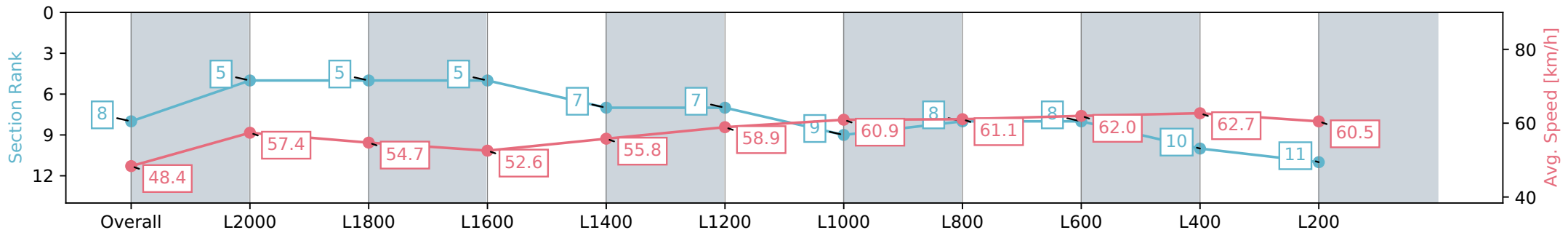
Pukekohe Park NZ - Professional
 Race 7: FIRST YEARLINGS BY HELLO YOUMZAIN 2200 - 2200m



21 January 2024 - 4:07PM

Track Rating: Good 3, Weather: Fine, Rail Position: +6m

Section	Overall	L2000	L1800	L1600	L1400	L1200	L1000	L800	L600	L400	L200
Section Times	2:17.90 [8] (0:14.87)	2:03.03 [5] (0:12.47)	1:50.56 [5] (0:13.05)	1:37.51 [5] (0:13.66)	1:23.85 [7] (0:12.91)	1:10.94 [7] (0:12.21)	0:58.73 [9] (0:11.84)	0:46.89 [8] (0:11.86)	0:35.03 [8] (0:11.65)	0:23.38 [10] (0:11.47)	0:11.91 [11] (0:11.91)
Average Speed [km/h]	48.4	57.4	54.7	52.6	55.8	58.9	60.9	61.1	62.0	62.7	60.5
Top Speed [km/h]	61.6	61.1	57.0	54.0	57.5	60.3	61.6	62.8	64.6	64.0	61.7
Avg. Dist. to Rail [m]	1.3	1.1	1.4	0.4	0.1	0.3	0.5	1.0	0.8	1.3	2.7
Avg. Stride Freq. [Hz]	2.4	2.5	2.4	2.4	2.4	2.4	2.4	2.4	2.4	2.5	2.4
Avg. Stride Length [m]	5.6	6.4	6.3	6.2	6.6	6.8	6.9	7.0	7.0	7.1	6.9



- [] Ranking at each section and finish
- :-:- No data available at this section
- NA No data available

Horse/Jockey Name	TAWI
Finish Rank	9
Fastest Section Time (Section)	0:11.54 (L600)
Top Speed [km/h] (Section)	64.9 (L600)
Race State	Finished



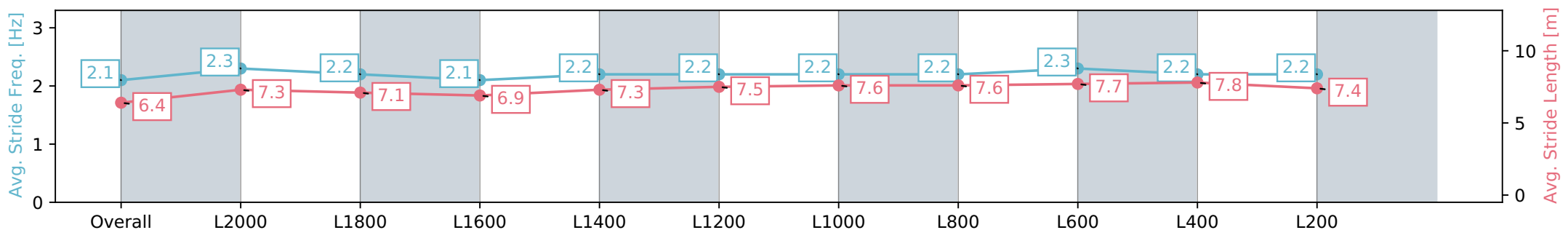
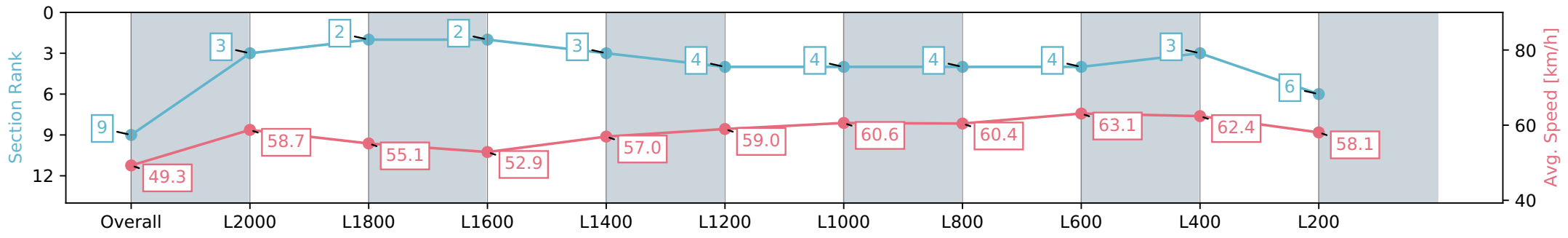
Pukekohe Park NZ - Professional
 Race 7: FIRST YEARLINGS BY HELLO YOUMZAIN 2200 - 2200m



21 January 2024 - 4:07PM

Track Rating: Good 3, Weather: Fine, Rail Position: +6m

Section	Overall	L2000	L1800	L1600	L1400	L1200	L1000	L800	L600	L400	L200
Section Times	2:17.90 [9] (0:14.60)	2:03.30 [3] (0:12.31)	1:50.99 [2] (0:13.07)	1:37.92 [2] (0:13.63)	1:24.28 [3] (0:12.65)	1:11.64 [4] (0:12.19)	0:59.45 [4] (0:11.95)	0:47.50 [4] (0:12.06)	0:35.44 [4] (0:11.54)	0:23.90 [3] (0:11.54)	0:12.36 [6] (0:12.36)
Average Speed [km/h]	49.3	58.7	55.1	52.9	57.0	59.0	60.6	60.4	63.1	62.4	58.1
Top Speed [km/h]	62.3	61.4	58.2	55.9	58.5	60.5	61.3	61.3	64.9	64.9	60.0
Avg. Dist. to Rail [m]	6.7	1.0	0.3	0.5	0.9	0.7	1.0	2.0	3.0	5.0	5.3
Avg. Stride Freq. [Hz]	2.1	2.3	2.2	2.1	2.2	2.2	2.2	2.2	2.2	2.3	2.2
Avg. Stride Length [m]	6.4	7.3	7.1	6.9	7.3	7.5	7.6	7.6	7.7	7.8	7.4



- [] Ranking at each section and finish
- :-:- No data available at this section
- NA No data available

Horse/Jockey Name	BRIAN LAMONT
Finish Rank	10
Fastest Section Time (Section)	0:11.54 (L400)
Top Speed [km/h] (Section)	64.1 (Overall)
Race State	Finished



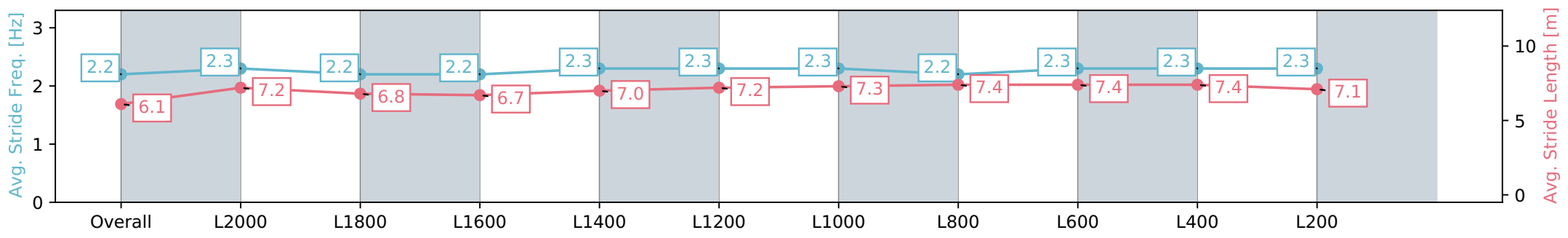
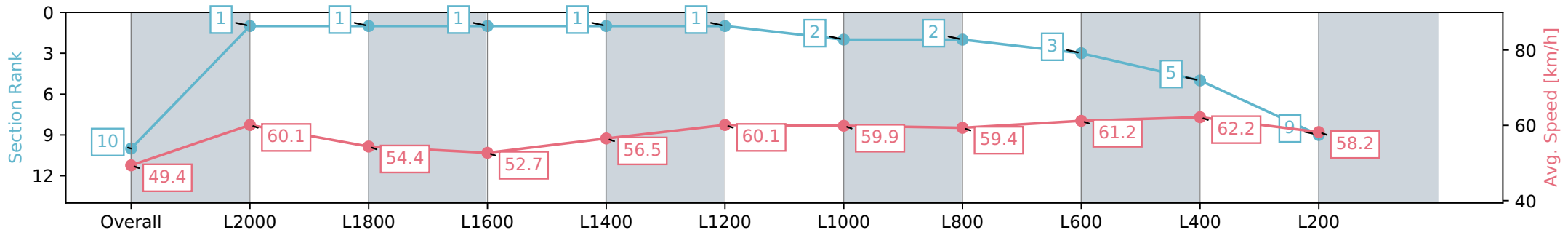
Pukekohe Park NZ - Professional
 Race 7: FIRST YEARLINGS BY HELLO YOUMZAIN 2200 - 2200m



21 January 2024 - 4:07PM

Track Rating: Good 3, Weather: Fine, Rail Position: +6m

Section	Overall	L2000	L1800	L1600	L1400	L1200	L1000	L800	L600	L400	L200
Section Times	2:18.12 [10] (0:14.54)	2:03.57 [1] (0:12.08)	1:51.50 [1] (0:13.08)	1:38.42 [1] (0:13.63)	1:24.79 [1] (0:12.74)	1:12.05 [1] (0:11.97)	1:00.08 [2] (0:12.06)	0:48.02 [2] (0:12.24)	0:35.78 [3] (0:11.83)	0:23.95 [5] (0:11.54)	0:12.41 [9] (0:12.41)
Average Speed [km/h]	49.4	60.1	54.4	52.7	56.5	60.1	59.9	59.4	61.2	62.2	58.2
Top Speed [km/h]	64.1	64.0	58.3	55.0	58.0	61.6	61.4	60.5	63.9	63.9	60.3
Avg. Dist. to Rail [m]	8.0	2.1	1.7	0.6	0.2	0.3	0.7	1.6	1.0	2.2	2.1
Avg. Stride Freq. [Hz]	2.2	2.3	2.2	2.2	2.3	2.3	2.3	2.2	2.3	2.3	2.3
Avg. Stride Length [m]	6.1	7.2	6.8	6.7	7.0	7.2	7.3	7.4	7.4	7.4	7.1



[] Ranking at each section and finish
 -:-:- No data available at this section
 NA No data available

Horse/Jockey Name	JACK IN THE BOX
Finish Rank	11
Fastest Section Time (Section)	0:11.73 (L1200)
Top Speed [km/h] (Section)	63.1 (L600)
Race State	Finished



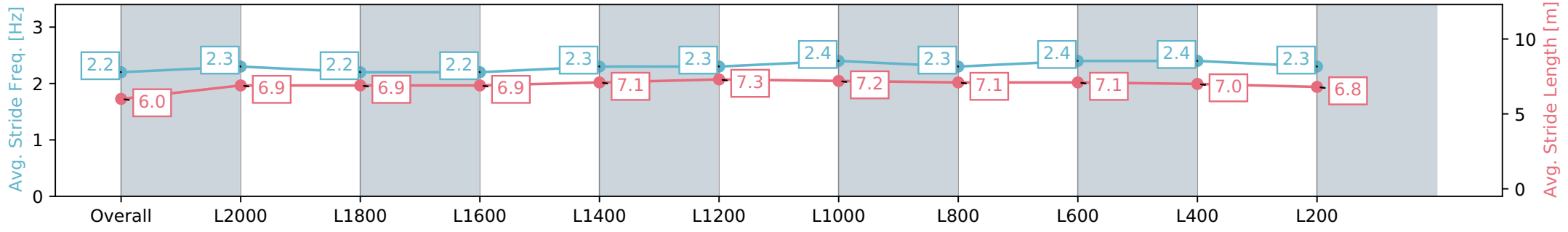
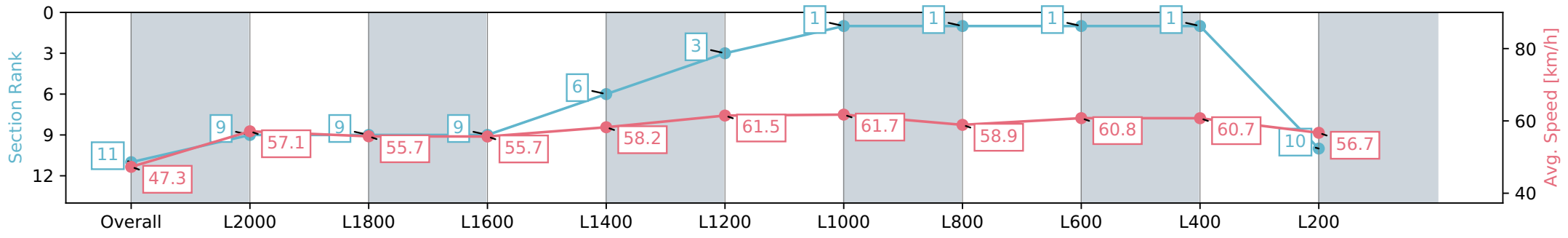
Pukekohe Park NZ - Professional
 Race 7: FIRST YEARLINGS BY HELLO YOUMZAIN 2200 - 2200m



21 January 2024 - 4:07PM

Track Rating: Good 3, Weather: Fine, Rail Position: +6m

Section	Overall	L2000	L1800	L1600	L1400	L1200	L1000	L800	L600	L400	L200
Section Times	2:18.47 [11] (0:15.26)	2:03.21 [9] (0:12.63)	1:50.57 [9] (0:12.91)	1:37.67 [9] (0:13.06)	1:24.61 [6] (0:12.33)	1:12.28 [3] (0:11.73)	1:00.55 [1] (0:11.77)	0:48.78 [1] (0:12.37)	0:36.41 [1] (0:11.86)	0:24.55 [1] (0:11.85)	0:12.70 [10] (0:12.70)
Average Speed [km/h]	47.3	57.1	55.7	55.7	58.2	61.5	61.7	58.9	60.8	60.7	56.7
Top Speed [km/h]	58.8	58.3	56.8	58.5	59.6	62.7	62.8	60.2	63.1	63.0	58.9
Avg. Dist. to Rail [m]	2.5	0.9	0.4	1.6	2.1	1.8	1.8	1.7	0.4	0.8	1.2
Avg. Stride Freq. [Hz]	2.2	2.3	2.2	2.2	2.3	2.3	2.4	2.3	2.4	2.4	2.3
Avg. Stride Length [m]	6.0	6.9	6.9	6.9	7.1	7.3	7.2	7.1	7.1	7.0	6.8



[] Ranking at each section and finish
 -:-:- No data available at this section
 NA No data available