

Track Rating: Good 4, Weather: Fine, Rail Position: +6m

Section													Overall		L1200	L1000	L800	L600	L400		
Field Times													1:16.43	1:07.78	0:56.07	0:44.18	0:32.28	0:21.47			
													(0:08.65)	(0:11.71)	(0:11.89)	(0:11.90)	(0:10.81)	(0:10.44)			
Position	#	Horse/Jockey	Barrier	Top Speed [km/h]	Fastest Section	First 400m												From Winner [m]			
1	7	ROCKIN ROSIE	5	70.2	0:08.65	0:26.26	1:16.43	1:07.78 [1]	0:56.07 [1]	0:44.18 [1]	0:32.28 [1]	0:21.47 [1]									
		Sam Weatherley		400-200	1200-1000		(0:08.65)	(0:11.71)	(0:11.89)	(0:11.90)	(0:10.81)	(0:10.44)									
2	1	LOOSE CHANGE	3	70.5	0:08.70	0:26.47	1:16.75	1:08.05 [2]	0:56.24 [3]	0:44.31 [3]	0:32.39 [3]	0:21.56 [2]						+4			
		Wiremu Pinn		400-200	1200-1000		(0:08.70)	(0:11.81)	(0:11.93)	(0:11.92)	(0:10.83)	(0:10.44)									
3	6	DISTINGUISHED	2	70.9	0:08.92	0:26.83	1:17.05	1:08.13 [5]	0:56.21 [8]	0:44.22 [8]	0:32.30 [7]	0:21.54 [5]						+5			
		Matthew Cameron		200-0	1200-1000		(0:08.92)	(0:11.92)	(0:11.99)	(0:11.92)	(0:10.76)	(0:10.27)									
4	15	NOHASSLE	6	70.3	0:09.05	0:26.86	1:17.34	1:08.28 [9]	0:56.50 [7]	0:44.56 [7]	0:32.67 [6]	0:21.65 [7]						+4			
		Niranjan Parmar		400-200	1200-1000		(0:09.05)	(0:11.79)	(0:11.94)	(0:11.89)	(0:11.02)	(0:10.53)									
5	8	MORNING STAR	4	69.6	0:08.73	0:26.51	1:17.52	1:08.79 [3]	0:57.01 [4]	0:45.01 [4]	0:32.89 [5]	0:21.89 [6]						+1			
		Kelly Myers		400-200	1200-1000		(0:08.73)	(0:11.78)	(0:12.00)	(0:12.12)	(0:11.00)	(0:10.61)									
6	5	QUILL	12	69.5	0:08.87	0:26.51	1:17.63	1:08.76 [4]	0:57.05 [6]	0:45.12 [5]	0:33.12 [4]	0:22.15 [4]						+11			
		Ace Lawson-Carroll		200-0	1200-1000		(0:08.87)	(0:11.71)	(0:11.93)	(0:12.00)	(0:10.97)	(0:10.66)									
7	12	LEBASSO	8	69.9	0:09.16	0:26.98	1:17.85	1:08.69 [10]	0:57.01 [9]	0:44.78 [9]	0:32.77 [9]	0:21.74 [11]						+7			
		James Doyle		200-0	1200-1000		(0:09.16)	(0:11.68)	(0:12.23)	(0:12.01)	(0:11.03)	(0:10.52)									
8	2	BILLY PEACH	7	69.7	0:09.30	0:27.23	1:17.98	1:08.68 [12]	0:56.77 [12]	0:44.72 [10]	0:32.86 [10]	0:21.87 [10]						+3			
		Elen Nicholas		200-0	1200-1000		(0:09.30)	(0:11.91)	(0:12.05)	(0:11.86)	(0:10.99)	(0:10.50)									
9	11	SURF QUEEN	10	68.4	0:08.92	0:26.26	1:17.98	1:09.06 [6]	0:57.59 [2]	0:45.73 [1]	0:33.66 [2]	0:22.55 [3]						+7			
		Courtney Barnes		400-200	1200-1000		(0:08.92)	(0:11.47)	(0:11.86)	(0:12.07)	(0:11.11)	(0:10.78)									
10	3	FOREVER YOUNG	16	69.4	0:08.99	0:27.11	1:18.15	1:09.16 [8]	0:57.14 [10]	0:44.85 [11]	0:32.89 [11]	0:22.14 [9]						+9			
		Kazuya Asano		200-0	1200-1000		(0:08.99)	(0:12.02)	(0:12.28)	(0:11.96)	(0:10.75)	(0:10.70)									

Scratched: Lux Libertas (#13), Sicanoosa (#14), Top Card (#16), Our Big Boy (#17), Saluto (#18)
Did Not Finish: The Fire Within (#10)

Track Rating: Good 4, Weather: Fine, Rail Position: +6m

Section							Overall	L1200	L1000	L800	L600	L400		
Field Times							1:16.43 (0:08.65)	1:07.78 (0:11.71)	0:56.07 (0:11.89)	0:44.18 (0:11.90)	0:32.28 (0:10.81)	0:21.47 (0:10.44)		
Position	#	Horse/Jockey	Barrier	Top Speed [km/h]	Fastest Section	First 400m								From Winner [m]
11	4	PERRY STREET	13	70.0	0:09.23	0:27.30	1:18.19	1:08.96 [11]	0:57.02 [11]	0:44.84 [12]	0:32.89 [12]	0:21.92 [12]		+10
		Lynsey Satherley		400-200	1200-1000		(0:09.23)	(0:11.94)	(0:12.18)	(0:11.95)	(0:10.97)	(0:10.51)		
12	9	FANTOMETTE	11	68.5	0:08.98	0:26.70	1:18.33	1:09.35 [7]	0:57.77 [5]	0:45.59 [6]	0:33.53 [8]	0:22.45 [8]		+12
		Jasmine Fawcett		200-0	1200-1000		(0:08.98)	(0:11.57)	(0:12.18)	(0:12.06)	(0:11.08)	(0:10.78)		

Scratched: Lux Libertas (#13), Sicanoosa (#14), Top Card (#16), Our Big Boy (#17), Saluto (#18)
Did Not Finish: The Fire Within (#10)

Track Rating: Good 4, Weather: Fine, Rail Position: +6m

Section												L200		
Field Times												0:11.03		
												(0:11.03)		
Position	#	Horse/Jockey	Barrier	Top Speed [km/h]	Fastest Section	First 400m	Margin					From Winner [m]		
1	7	ROCKIN ROSIE	5	70.2	0:08.65	0:26.26	0:11.03 [1]	1:16.43						
		Sam Weatherley		400-200	1200-1000		(0:11.03)							
2	1	LOOSE CHANGE	3	70.5	0:08.70	0:26.47	0:11.12 [2]	2.1L					+4	
		Wiremu Pinn		400-200	1200-1000		(0:11.12)							
3	6	DISTINGUISHED	2	70.9	0:08.92	0:26.83	0:11.27 [3]	4.1L					+5	
		Matthew Cameron		200-0	1200-1000		(0:11.27)							
4	15	NOHASSLE	6	70.3	0:09.05	0:26.86	0:11.12 [6]	6.0L					+4	
		Niranjan Parmar		400-200	1200-1000		(0:11.12)							
5	8	MORNING STAR	4	69.6	0:08.73	0:26.51	0:11.28 [7]	7.3L					+1	
		Kelly Myers		400-200	1200-1000		(0:11.28)							
6	5	QUILL	12	69.5	0:08.87	0:26.51	0:11.49 [4]	8.0L					+11	
		Ace Lawson-Carroll		200-0	1200-1000		(0:11.49)							
7	12	LEBASSO	8	69.9	0:09.16	0:26.98	0:11.22 [9]	9.5L					+7	
		James Doyle		200-0	1200-1000		(0:11.22)							
8	2	BILLY PEACH	7	69.7	0:09.30	0:27.23	0:11.37 [8]	10.3L					+3	
		Elen Nicholas		200-0	1200-1000		(0:11.37)							
9	11	SURF QUEEN	10	68.4	0:08.92	0:26.26	0:11.77 [5]	10.3L					+7	
		Courtney Barnes		400-200	1200-1000		(0:11.77)							
10	3	FOREVER YOUNG	16	69.4	0:08.99	0:27.11	0:11.44 [11]	11.5L					+9	
		Kazuya Asano		200-0	1200-1000		(0:11.44)							

Scratched: Lux Libertas (#13), Sicanoosa (#14), Top Card (#16), Our Big Boy (#17), Saluto (#18)
Did Not Finish: The Fire Within (#10)

Track Rating: Good 4, Weather: Fine, Rail Position: +6m

Section

L200

Field Times

0:11.03
(0:11.03)

Position	#	Horse/Jockey	Barrier	Top Speed [km/h]	Fastest Section	First 400m	Margin	From Winner [m]
11	4	PERRY STREET Lynsey Satherley	13	70.0 400-200	0:09.23 1200-1000	0:27.30	0:11.41 [12] (0:11.41)	11.7L +10
12	9	FANTOMETTE Jasmine Fawcett	11	68.5 200-0	0:08.98 1200-1000	0:26.70	0:11.67 [10] (0:11.67)	12.6L +12

Scratched: Lux Libertas (#13), Sicanoosa (#14), Top Card (#16), Our Big Boy (#17), Saluto (#18)
Did Not Finish: The Fire Within (#10)

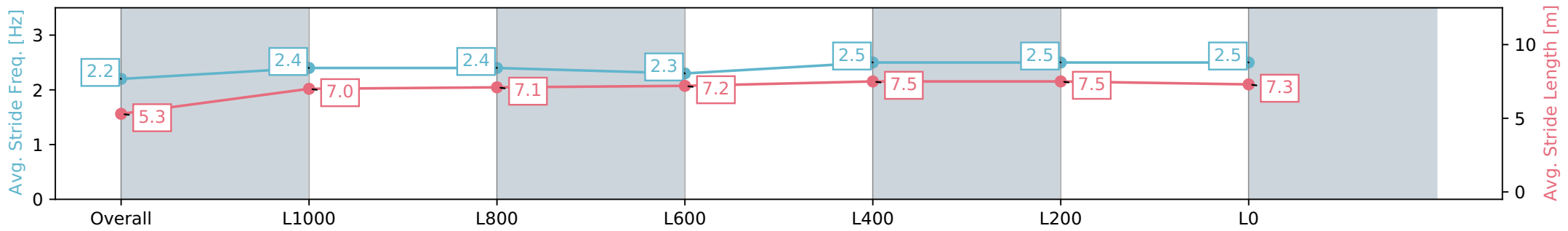
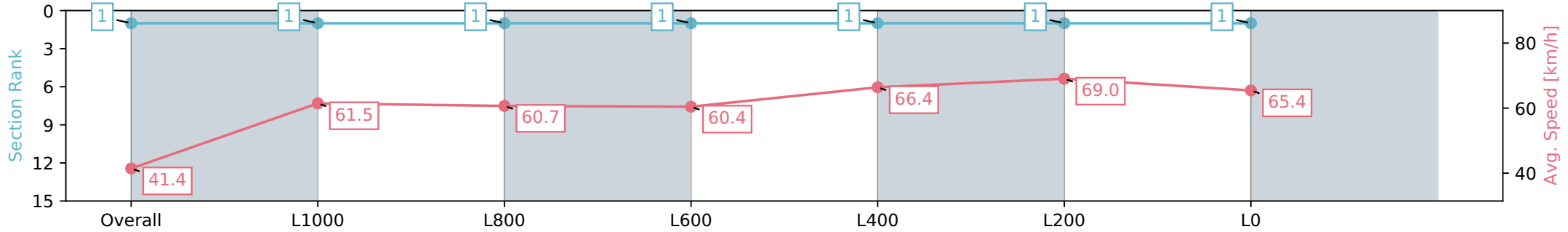
Horse/Jockey Name	ROCKIN ROSIE
Finish Rank	1
Fastest Section Time (Section)	0:08.65 (Overall)
Top Speed [km/h] (Section)	70.2 (L600)
Race State	Finished



Pukekohe Park NZ - Professional
 Race 4: AUCKLAND CO-OP TAXIS 1300 - 1300m
 21 January 2024 - 2:21PM
 Track Rating: Good 4, Weather: Fine, Rail Position: +6m



Section	Overall	L1000	L800	L600	L400	L200	L0
Section Times	1:16.43 [1] (0:08.65)	1:07.78 [1] (0:11.71)	0:56.07 [1] (0:11.89)	0:44.18 [1] (0:11.90)	0:32.28 [1] (0:10.81)	0:21.47 [1] (0:10.44)	0:11.03 [1] (0:11.03)
Average Speed [km/h]	41.4	61.5	60.7	60.4	66.4	69.0	65.4
Top Speed [km/h]	59.5	62.5	62.1	61.2	70.2	70.1	67.5
Avg. Dist. to Rail [m]	4.7	1.6	0.3	0.4	0.4	0.2	0.2
Avg. Stride Freq. [Hz]	2.2	2.4	2.4	2.3	2.5	2.5	2.5
Avg. Stride Length [m]	5.3	7.0	7.1	7.2	7.5	7.5	7.3



- [] Ranking at each section and finish
- :-:- No data available at this section
- NA No data available

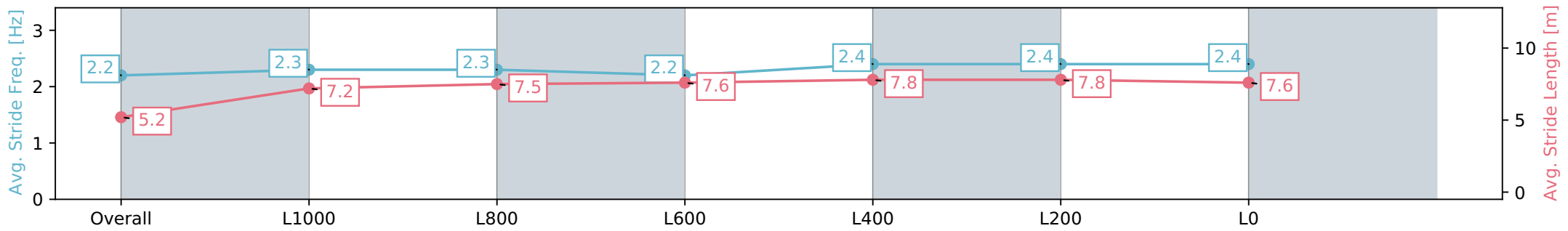
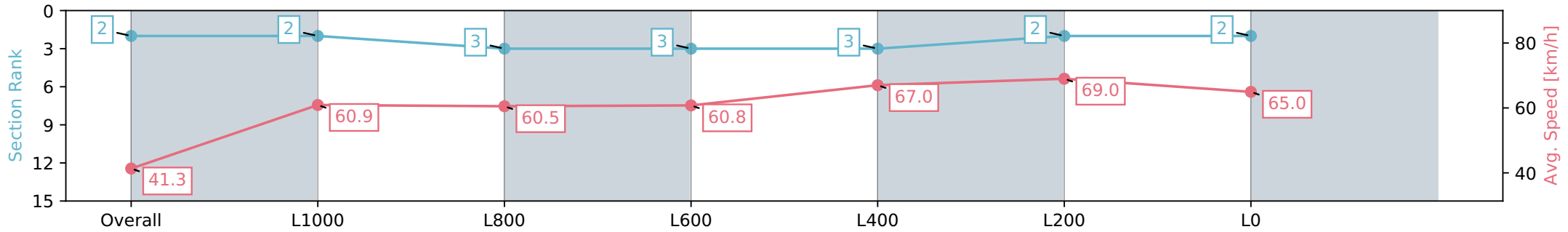
Horse/Jockey Name	LOOSE CHANGE
Finish Rank	2
Fastest Section Time (Section)	0:08.70 (Overall)
Top Speed [km/h] (Section)	70.5 (L600)
Race State	Finished



Pukekohe Park NZ - Professional
 Race 4: AUCKLAND CO-OP TAXIS 1300 - 1300m
 21 January 2024 - 2:21PM
 Track Rating: Good 4, Weather: Fine, Rail Position: +6m



Section	Overall	L1000	L800	L600	L400	L200	L0
Section Times	1:16.75 [2] (0:08.70)	1:08.05 [2] (0:11.81)	0:56.24 [3] (0:11.93)	0:44.31 [3] (0:11.92)	0:32.39 [3] (0:10.83)	0:21.56 [2] (0:10.44)	0:11.12 [2] (0:11.12)
Average Speed [km/h]	41.3	60.9	60.5	60.8	67.0	69.0	65.0
Top Speed [km/h]	58.5	61.8	61.1	61.6	70.5	70.1	67.3
Avg. Dist. to Rail [m]	1.9	0.3	0.5	1.2	1.6	1.6	1.8
Avg. Stride Freq. [Hz]	2.2	2.3	2.3	2.2	2.4	2.4	2.4
Avg. Stride Length [m]	5.2	7.2	7.5	7.6	7.8	7.8	7.6



- [] Ranking at each section and finish
- :-:- No data available at this section
- NA No data available

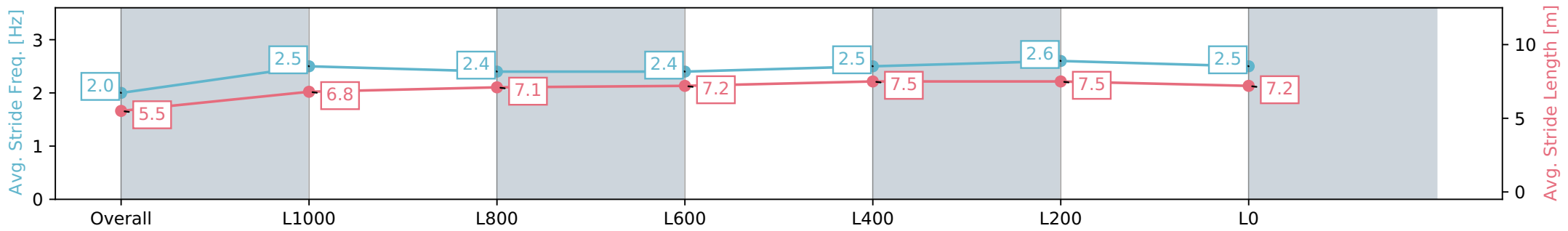
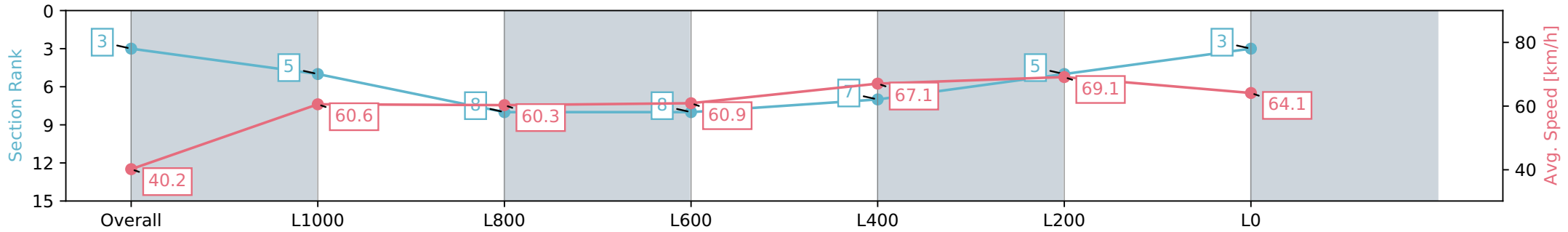
Horse/Jockey Name	DISTINGUISHED
Finish Rank	3
Fastest Section Time (Section)	0:08.92 (Overall)
Top Speed [km/h] (Section)	70.9 (L400)
Race State	Finished



Pukekohe Park NZ - Professional
 Race 4: AUCKLAND CO-OP TAXIS 1300 - 1300m
 21 January 2024 - 2:21PM
 Track Rating: Good 4, Weather: Fine, Rail Position: +6m



Section	Overall	L1000	L800	L600	L400	L200	L0
Section Times	1:17.05 [3] (0:08.92)	1:08.13 [5] (0:11.92)	0:56.21 [8] (0:11.99)	0:44.22 [8] (0:11.92)	0:32.30 [7] (0:10.76)	0:21.54 [5] (0:10.27)	0:11.27 [3] (0:11.27)
Average Speed [km/h]	40.2	60.6	60.3	60.9	67.1	69.1	64.1
Top Speed [km/h]	55.6	62.2	61.4	63.9	69.8	70.9	67.3
Avg. Dist. to Rail [m]	1.1	0.2	0.7	1.6	1.3	2.3	2.7
Avg. Stride Freq. [Hz]	2.0	2.5	2.4	2.4	2.5	2.6	2.5
Avg. Stride Length [m]	5.5	6.8	7.1	7.2	7.5	7.5	7.2



- [] Ranking at each section and finish
- :-:- No data available at this section
- NA No data available

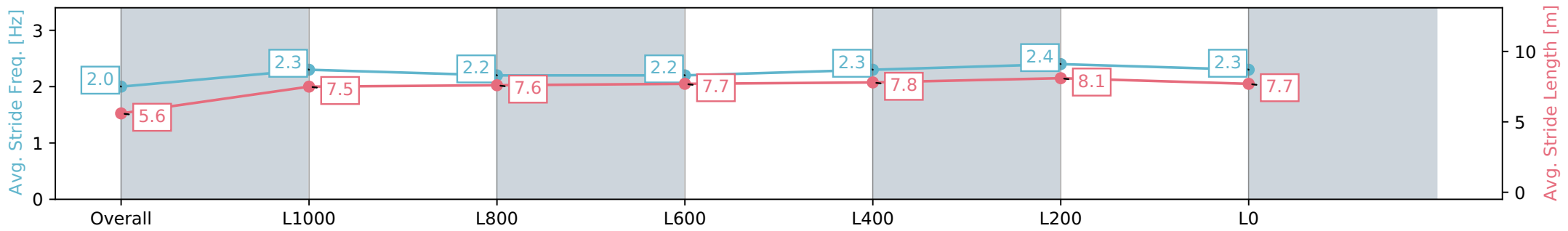
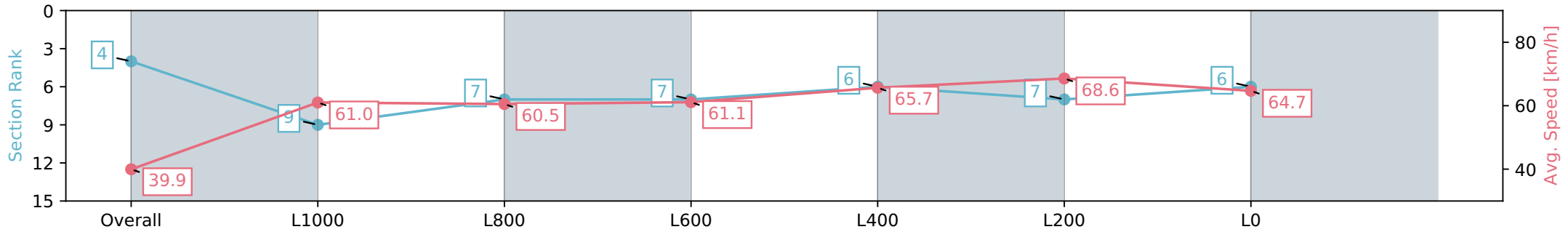
Horse/Jockey Name	NOHASSLE
Finish Rank	4
Fastest Section Time (Section)	0:09.05 (Overall)
Top Speed [km/h] (Section)	70.3 (L600)
Race State	Finished



Pukekohe Park NZ - Professional
 Race 4: AUCKLAND CO-OP TAXIS 1300 - 1300m
 21 January 2024 - 2:21PM
 Track Rating: Good 4, Weather: Fine, Rail Position: +6m



Section	Overall	L1000	L800	L600	L400	L200	L0
Section Times	1:17.34 [4] (0:09.05)	1:08.28 [9] (0:11.79)	0:56.50 [7] (0:11.94)	0:44.56 [7] (0:11.89)	0:32.67 [6] (0:11.02)	0:21.65 [7] (0:10.53)	0:11.12 [6] (0:11.12)
Average Speed [km/h]	39.9	61.0	60.5	61.1	65.7	68.6	64.7
Top Speed [km/h]	56.8	62.6	61.4	61.8	70.3	70.2	67.3
Avg. Dist. to Rail [m]	4.6	1.4	0.9	1.1	2.8	6.2	7.1
Avg. Stride Freq. [Hz]	2.0	2.3	2.2	2.2	2.3	2.4	2.3
Avg. Stride Length [m]	5.6	7.5	7.6	7.7	7.8	8.1	7.7



- [] Ranking at each section and finish
- :-:- No data available at this section
- NA No data available

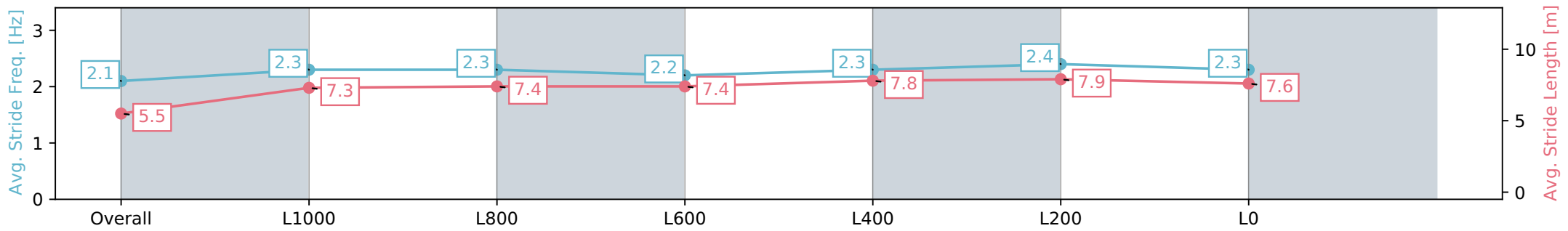
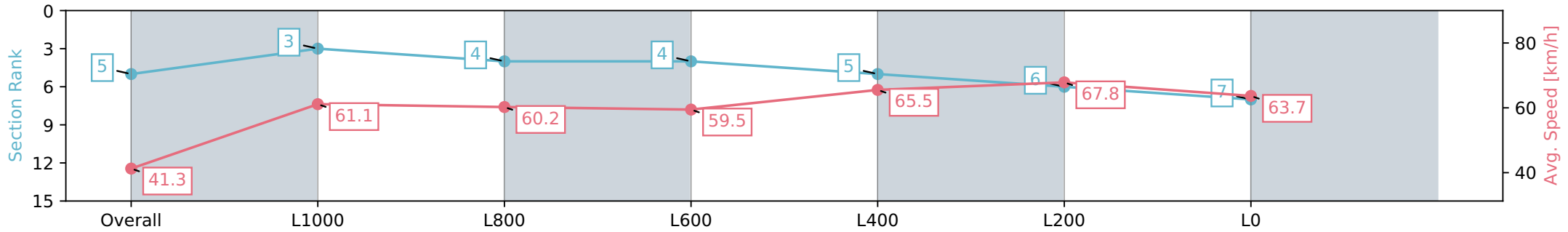
Horse/Jockey Name	MORNING STAR
Finish Rank	5
Fastest Section Time (Section)	0:08.73 (Overall)
Top Speed [km/h] (Section)	69.6 (L600)
Race State	Finished



Pukekohe Park NZ - Professional
 Race 4: AUCKLAND CO-OP TAXIS 1300 - 1300m
 21 January 2024 - 2:21PM
 Track Rating: Good 4, Weather: Fine, Rail Position: +6m



Section	Overall	L1000	L800	L600	L400	L200	L0
Section Times	1:17.52 [5] (0:08.73)	1:08.79 [3] (0:11.78)	0:57.01 [4] (0:12.00)	0:45.01 [4] (0:12.12)	0:32.89 [5] (0:11.00)	0:21.89 [6] (0:10.61)	0:11.28 [7] (0:11.28)
Average Speed [km/h]	41.3	61.1	60.2	59.5	65.5	67.8	63.7
Top Speed [km/h]	58.0	63.1	61.3	60.2	69.6	69.3	65.6
Avg. Dist. to Rail [m]	3.0	1.0	0.7	0.5	1.0	2.3	1.5
Avg. Stride Freq. [Hz]	2.1	2.3	2.3	2.2	2.3	2.4	2.3
Avg. Stride Length [m]	5.5	7.3	7.4	7.4	7.8	7.9	7.6



- [] Ranking at each section and finish
- :-:- No data available at this section
- NA No data available

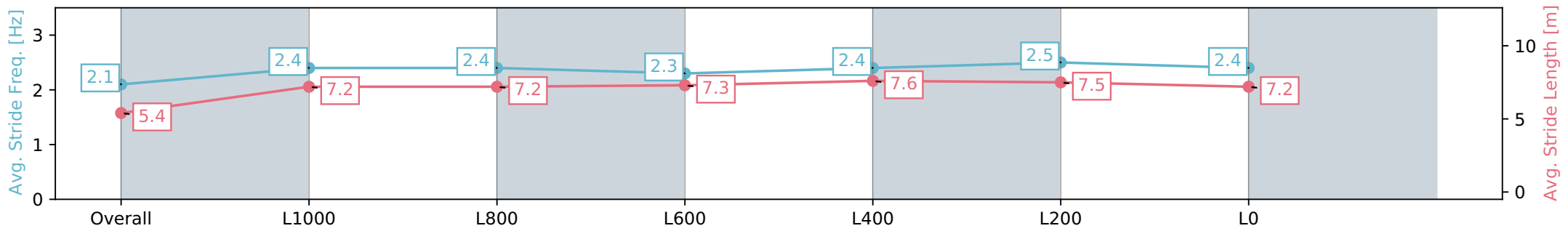
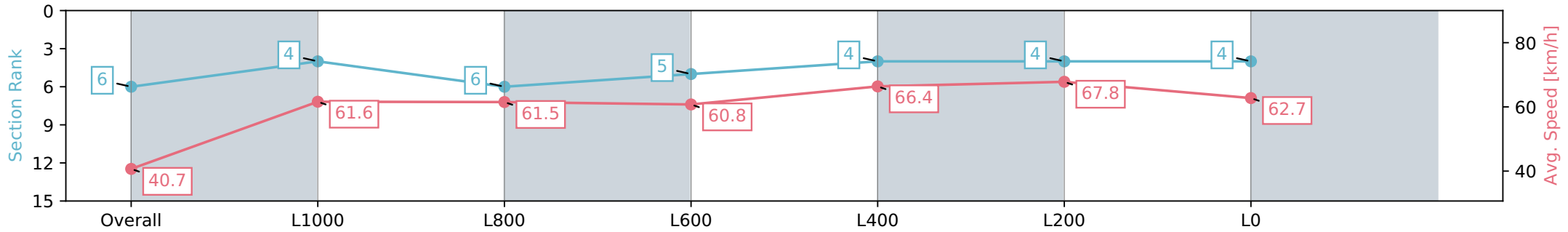
Horse/Jockey Name	QUILL
Finish Rank	6
Fastest Section Time (Section)	0:08.87 (Overall)
Top Speed [km/h] (Section)	69.5 (L400)
Race State	Finished



Pukekohe Park NZ - Professional
 Race 4: AUCKLAND CO-OP TAXIS 1300 - 1300m
 21 January 2024 - 2:21PM
 Track Rating: Good 4, Weather: Fine, Rail Position: +6m



Section	Overall	L1000	L800	L600	L400	L200	L0
Section Times	1:17.63 [6] (0:08.87)	1:08.76 [4] (0:11.71)	0:57.05 [6] (0:11.93)	0:45.12 [5] (0:12.00)	0:33.12 [4] (0:10.97)	0:22.15 [4] (0:10.66)	0:11.49 [4] (0:11.49)
Average Speed [km/h]	40.7	61.6	61.5	60.8	66.4	67.8	62.7
Top Speed [km/h]	58.0	63.0	62.6	61.9	69.1	69.5	65.0
Avg. Dist. to Rail [m]	10.2	4.6	2.9	2.6	3.9	7.7	7.1
Avg. Stride Freq. [Hz]	2.1	2.4	2.4	2.3	2.4	2.5	2.4
Avg. Stride Length [m]	5.4	7.2	7.2	7.3	7.6	7.5	7.2



- [] Ranking at each section and finish
- :-:- No data available at this section
- NA No data available

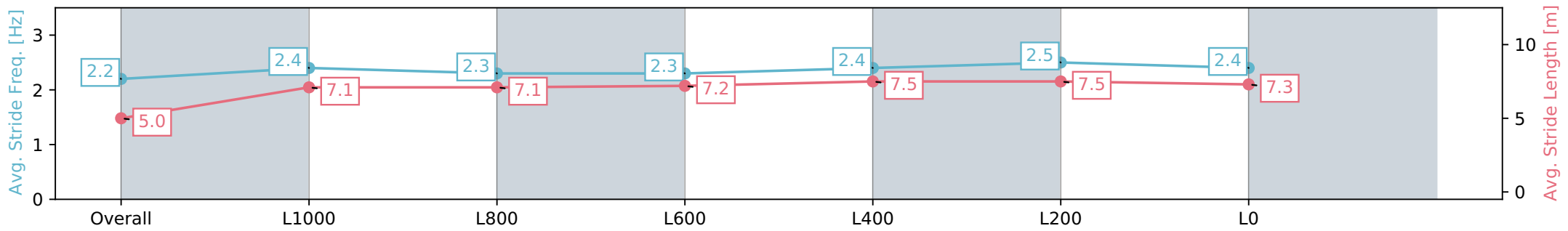
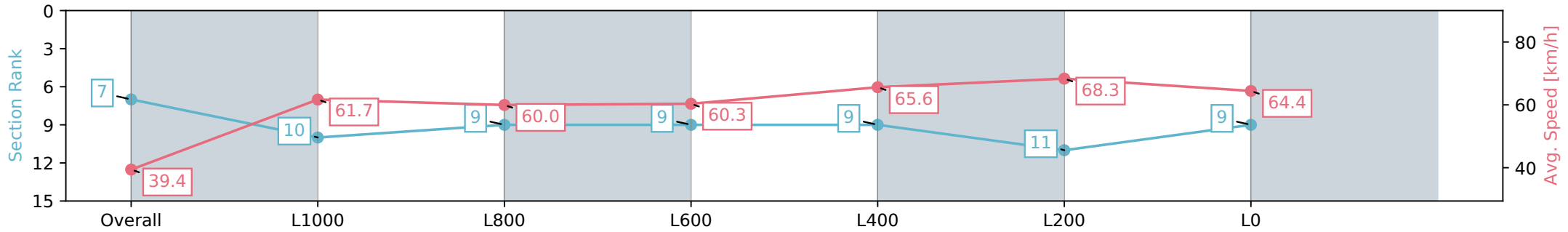
Horse/Jockey Name	LEBASSO
Finish Rank	7
Fastest Section Time (Section)	0:09.16 (Overall)
Top Speed [km/h] (Section)	69.9 (L400)
Race State	Finished



Pukekohe Park NZ - Professional
 Race 4: AUCKLAND CO-OP TAXIS 1300 - 1300m
 21 January 2024 - 2:21PM
 Track Rating: Good 4, Weather: Fine, Rail Position: +6m



Section	Overall	L1000	L800	L600	L400	L200	L0
Section Times	1:17.85 [7] (0:09.16)	1:08.69 [10] (0:11.68)	0:57.01 [9] (0:12.23)	0:44.78 [9] (0:12.01)	0:32.77 [9] (0:11.03)	0:21.74 [11] (0:10.52)	0:11.22 [9] (0:11.22)
Average Speed [km/h]	39.4	61.7	60.0	60.3	65.6	68.3	64.4
Top Speed [km/h]	57.6	62.5	61.6	61.7	69.2	69.9	66.4
Avg. Dist. to Rail [m]	7.2	2.8	2.8	1.6	1.9	5.6	6.7
Avg. Stride Freq. [Hz]	2.2	2.4	2.3	2.3	2.4	2.5	2.4
Avg. Stride Length [m]	5.0	7.1	7.1	7.2	7.5	7.5	7.3



- [] Ranking at each section and finish
- :-:- No data available at this section
- NA No data available

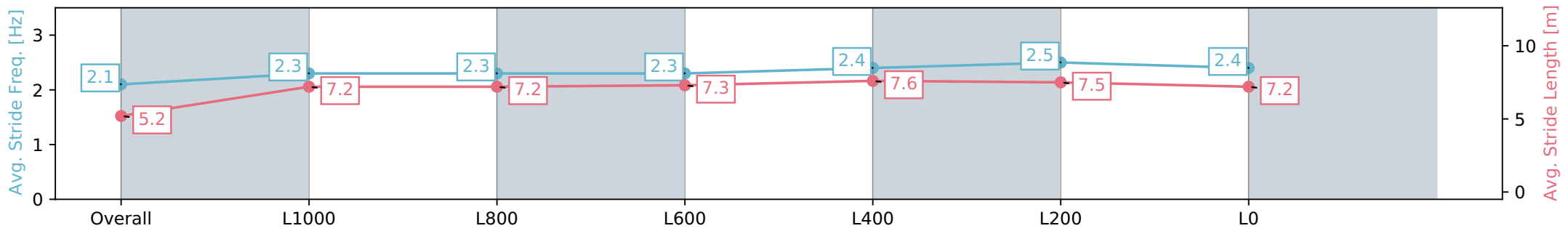
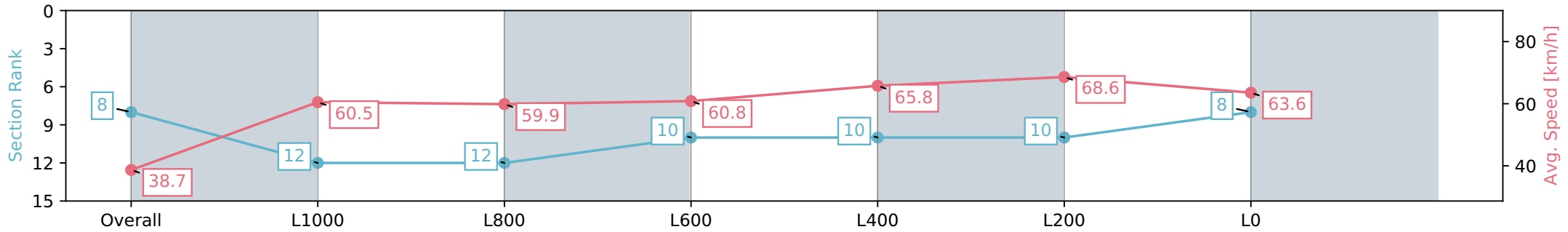
Horse/Jockey Name	BILLY PEACH
Finish Rank	8
Fastest Section Time (Section)	0:09.30 (Overall)
Top Speed [km/h] (Section)	69.7 (L400)
Race State	Finished



Pukekohe Park NZ - Professional
 Race 4: AUCKLAND CO-OP TAXIS 1300 - 1300m
 21 January 2024 - 2:21PM
 Track Rating: Good 4, Weather: Fine, Rail Position: +6m



Section	Overall	L1000	L800	L600	L400	L200	L0
Section Times	1:17.98 [8] (0:09.30)	1:08.68 [12] (0:11.91)	0:56.77 [12] (0:12.05)	0:44.72 [10] (0:11.86)	0:32.86 [10] (0:10.99)	0:21.87 [10] (0:10.50)	0:11.37 [8] (0:11.37)
Average Speed [km/h]	38.7	60.5	59.9	60.8	65.8	68.6	63.6
Top Speed [km/h]	56.3	63.2	63.1	61.7	69.6	69.7	66.6
Avg. Dist. to Rail [m]	4.9	0.8	0.5	0.5	2.0	4.8	3.4
Avg. Stride Freq. [Hz]	2.1	2.3	2.3	2.3	2.4	2.5	2.4
Avg. Stride Length [m]	5.2	7.2	7.2	7.3	7.6	7.5	7.2



- [] Ranking at each section and finish
- :-:- No data available at this section
- NA No data available

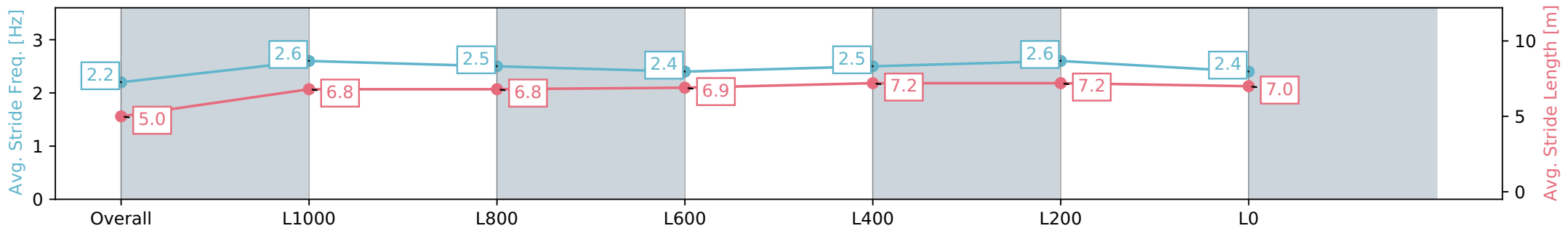
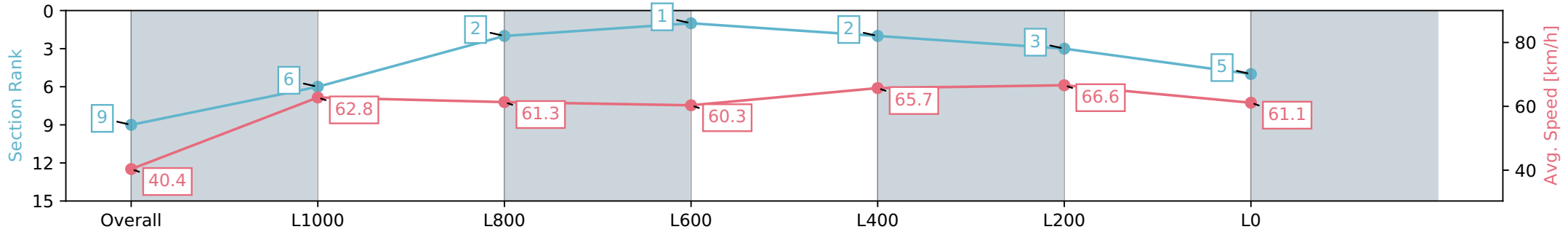
Horse/Jockey Name	SURF QUEEN
Finish Rank	9
Fastest Section Time (Section)	0:08.92 (Overall)
Top Speed [km/h] (Section)	68.4 (L600)
Race State	Finished



Pukekohe Park NZ - Professional
 Race 4: AUCKLAND CO-OP TAXIS 1300 - 1300m
 21 January 2024 - 2:21PM
 Track Rating: Good 4, Weather: Fine, Rail Position: +6m



Section	Overall	L1000	L800	L600	L400	L200	L0
Section Times	1:17.98 [9] (0:08.92)	1:09.06 [6] (0:11.47)	0:57.59 [2] (0:11.86)	0:45.73 [1] (0:12.07)	0:33.66 [2] (0:11.11)	0:22.55 [3] (0:10.78)	0:11.77 [5] (0:11.77)
Average Speed [km/h]	40.4	62.8	61.3	60.3	65.7	66.6	61.1
Top Speed [km/h]	59.0	64.4	62.4	61.3	68.4	68.3	64.9
Avg. Dist. to Rail [m]	7.7	3.5	1.9	2.2	3.2	5.4	4.6
Avg. Stride Freq. [Hz]	2.2	2.6	2.5	2.4	2.5	2.6	2.4
Avg. Stride Length [m]	5.0	6.8	6.8	6.9	7.2	7.2	7.0



- [] Ranking at each section and finish
- :-:- No data available at this section
- NA No data available

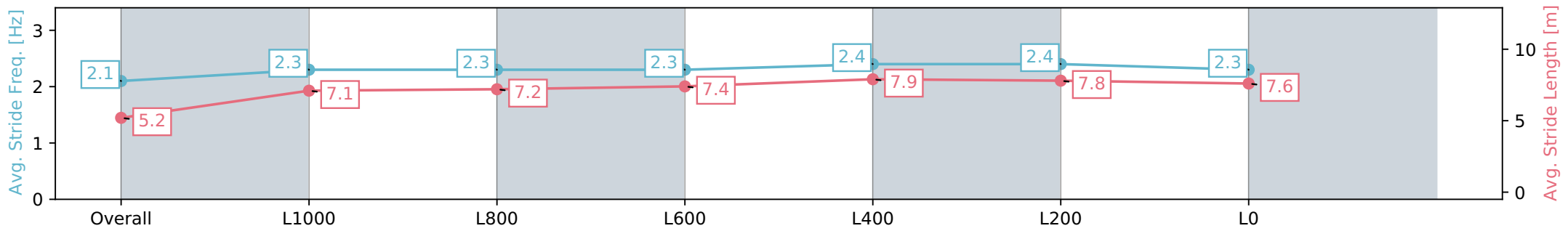
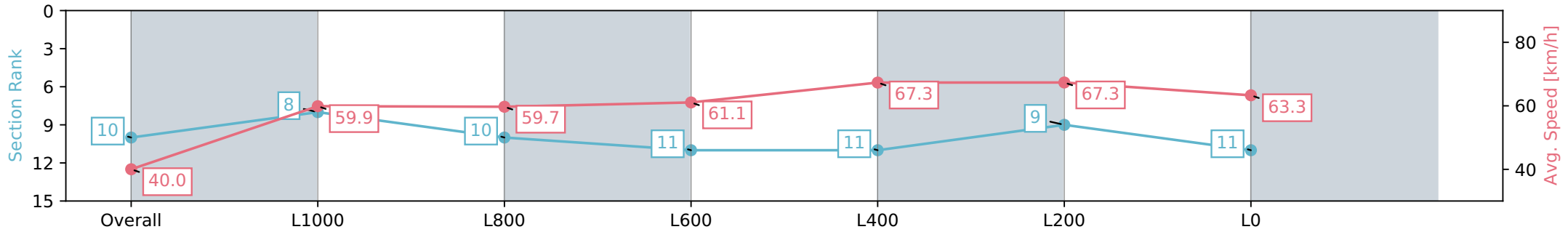
Horse/Jockey Name	FOREVER YOUNG
Finish Rank	10
Fastest Section Time (Section)	0:08.99 (Overall)
Top Speed [km/h] (Section)	69.4 (L400)
Race State	Finished



Pukekohe Park NZ - Professional
 Race 4: AUCKLAND CO-OP TAXIS 1300 - 1300m
 21 January 2024 - 2:21PM
 Track Rating: Good 4, Weather: Fine, Rail Position: +6m



Section	Overall	L1000	L800	L600	L400	L200	L0
Section Times	1:18.15 [10] (0:08.99)	1:09.16 [8] (0:12.02)	0:57.14 [10] (0:12.28)	0:44.85 [11] (0:11.96)	0:32.89 [11] (0:10.75)	0:22.14 [9] (0:10.70)	0:11.44 [11] (0:11.44)
Average Speed [km/h]	40.0	59.9	59.7	61.1	67.3	67.3	63.3
Top Speed [km/h]	55.1	62.0	61.6	63.3	69.4	69.4	65.6
Avg. Dist. to Rail [m]	10.8	3.9	3.1	2.5	2.3	8.5	8.5
Avg. Stride Freq. [Hz]	2.1	2.3	2.3	2.3	2.4	2.4	2.3
Avg. Stride Length [m]	5.2	7.1	7.2	7.4	7.9	7.8	7.6



- [] Ranking at each section and finish
- :-:- No data available at this section
- NA No data available

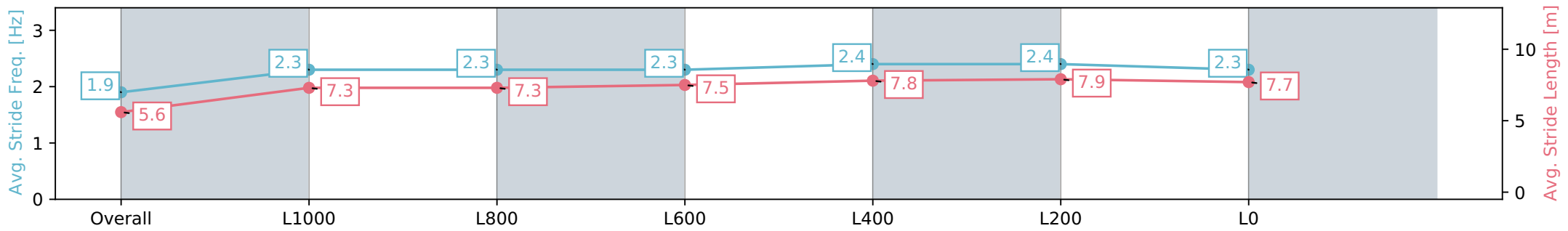
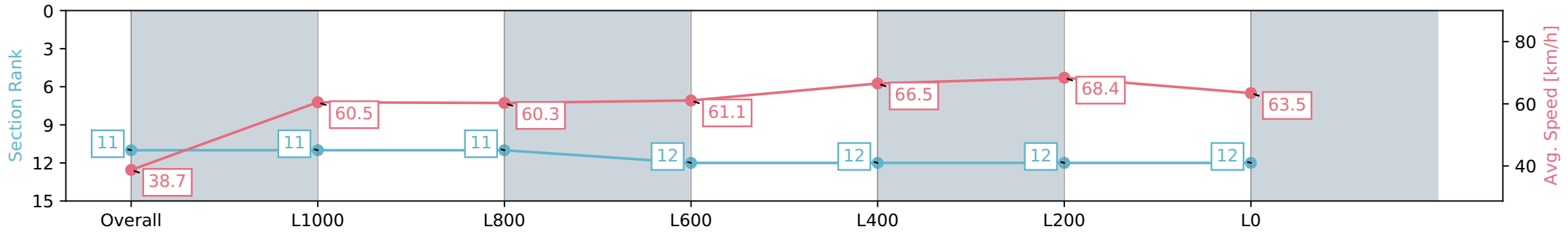
Horse/Jockey Name	PERRY STREET
Finish Rank	11
Fastest Section Time (Section)	0:09.23 (Overall)
Top Speed [km/h] (Section)	70.0 (L600)
Race State	Finished



Pukekohe Park NZ - Professional
 Race 4: AUCKLAND CO-OP TAXIS 1300 - 1300m
 21 January 2024 - 2:21PM
 Track Rating: Good 4, Weather: Fine, Rail Position: +6m



Section	Overall	L1000	L800	L600	L400	L200	L0
Section Times	1:18.19 [11] (0:09.23)	1:08.96 [11] (0:11.94)	0:57.02 [11] (0:12.18)	0:44.84 [12] (0:11.95)	0:32.89 [12] (0:10.97)	0:21.92 [12] (0:10.51)	0:11.41 [12] (0:11.41)
Average Speed [km/h]	38.7	60.5	60.3	61.1	66.5	68.4	63.5
Top Speed [km/h]	58.9	62.5	62.5	61.8	70.0	70.0	66.6
Avg. Dist. to Rail [m]	10.3	3.9	3.3	2.4	4.5	8.1	3.8
Avg. Stride Freq. [Hz]	1.9	2.3	2.3	2.3	2.4	2.4	2.3
Avg. Stride Length [m]	5.6	7.3	7.3	7.5	7.8	7.9	7.7



- [] Ranking at each section and finish
- :-:- No data available at this section
- NA No data available

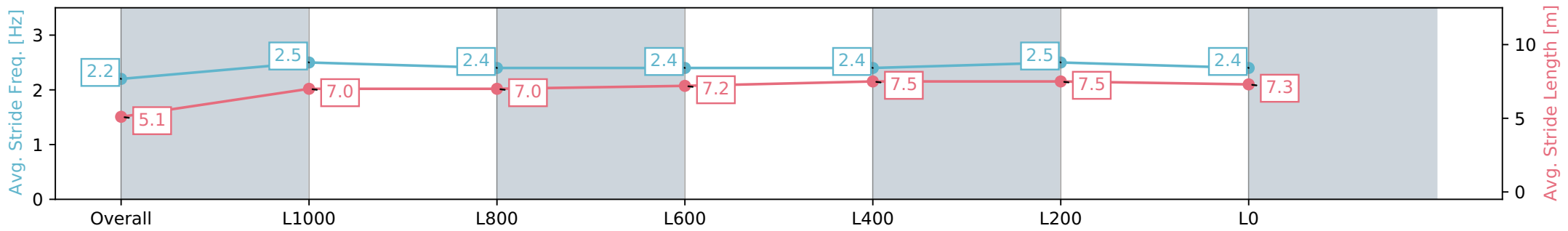
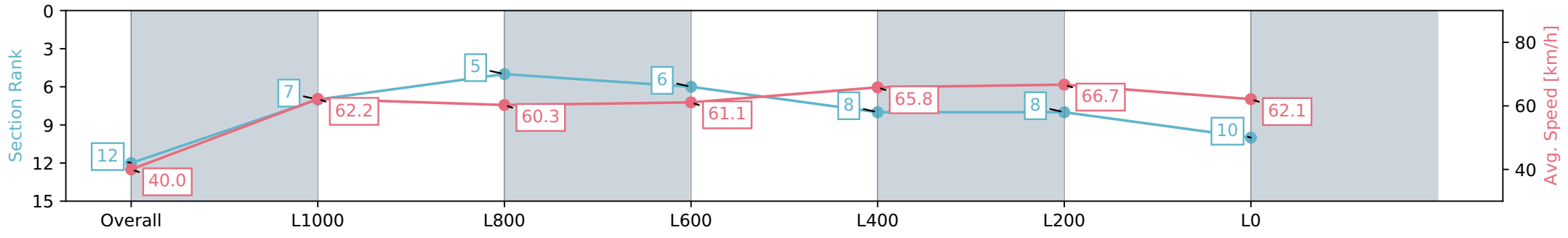
Horse/Jockey Name	FANTOMETTE
Finish Rank	12
Fastest Section Time (Section)	0:08.98 (Overall)
Top Speed [km/h] (Section)	68.5 (L400)
Race State	Finished



Pukekohe Park NZ - Professional
 Race 4: AUCKLAND CO-OP TAXIS 1300 - 1300m
 21 January 2024 - 2:21PM
 Track Rating: Good 4, Weather: Fine, Rail Position: +6m



Section	Overall	L1000	L800	L600	L400	L200	L0
Section Times	1:18.33 [12] (0:08.98)	1:09.35 [7] (0:11.57)	0:57.77 [5] (0:12.18)	0:45.59 [6] (0:12.06)	0:33.53 [8] (0:11.08)	0:22.45 [8] (0:10.78)	0:11.67 [10] (0:11.67)
Average Speed [km/h]	40.0	62.2	60.3	61.1	65.8	66.7	62.1
Top Speed [km/h]	56.0	64.6	61.2	62.4	68.4	68.5	65.8
Avg. Dist. to Rail [m]	8.5	3.4	3.2	3.8	3.9	8.1	6.5
Avg. Stride Freq. [Hz]	2.2	2.5	2.4	2.4	2.4	2.5	2.4
Avg. Stride Length [m]	5.1	7.0	7.0	7.2	7.5	7.5	7.3



- [] Ranking at each section and finish
- :-:- No data available at this section
- NA No data available