

Track Rating: Soft 5, Weather: Overcast, Rail Position: True

Section							Overall	L1800	L1600	L1400	L1200	L1000		
Field Times							2:07.90	1:49.70	1:36.85	1:23.63	1:10.76	0:58.39		
							(0:18.20)	(0:12.85)	(0:13.22)	(0:12.87)	(0:12.37)	(0:12.39)		
Position	#	Horse/Jockey	Barrier	Top Speed [km/h]	Fastest Section	First 400m								From Winner [m]
1	8	CAMPIONESSA	4	66.8	0:11.03	0:28.06	2:07.90	1:49.52 [3]	1:36.52 [3]	1:23.34 [2]	1:10.47 [2]	0:58.07 [2]		
		Owen Bosson		400-200	400-200		(0:18.38)	(0:13.00)	(0:13.18)	(0:12.87)	(0:12.40)	(0:12.30)		
2	2	NO COMPROMISE	5	67.7	0:10.88	0:28.19	2:07.96	1:49.48 [4]	1:36.44 [4]	1:23.12 [4]	1:10.18 [4]	0:57.88 [4]	+10	
		Ryan Elliot		400-200	400-200		(0:18.48)	(0:13.04)	(0:13.32)	(0:12.94)	(0:12.30)	(0:12.15)		
3	9	AQUACADE	1	66.6	0:11.07	0:28.60	2:08.28	1:49.48 [7]	1:36.33 [5]	1:23.16 [5]	1:10.25 [5]	0:57.86 [6]	-7	
		Vincent Colgan		600-400	400-200		(0:18.80)	(0:13.15)	(0:13.17)	(0:12.91)	(0:12.39)	(0:12.16)		
4	11	MAZZOLINO	10	66.4	0:11.27	0:28.02	2:08.30	1:50.04 [2]	1:36.93 [2]	1:23.73 [3]	1:10.83 [3]	0:58.47 [3]	+9	
		Samantha Spratt		600-400	600-400		(0:18.26)	(0:13.11)	(0:13.20)	(0:12.90)	(0:12.36)	(0:12.30)		
5	6	ONE BOLD CAT	9	70.4	0:10.75	0:29.24	2:08.35	1:49.14 [11]	1:35.73 [11]	1:22.13 [11]	1:09.35 [11]	0:57.25 [9]	+8	
		Craig Grylls		400-200	400-200		(0:19.21)	(0:13.41)	(0:13.60)	(0:12.78)	(0:12.10)	(0:11.93)		
6	10	KELLY COE	7	66.5	0:11.13	0:27.80	2:08.36	1:50.16 [1]	1:37.31 [1]	1:24.10 [1]	1:11.22 [1]	0:58.85 [1]	+2	
		Matthew Cameron		400-200	600-400		(0:18.20)	(0:12.85)	(0:13.21)	(0:12.88)	(0:12.37)	(0:12.39)		
7	3	PRISE DE FER	3	67.1	0:10.95	0:28.88	2:08.45	1:49.56 [9]	1:36.18 [8]	1:22.79 [8]	1:09.95 [8]	0:57.76 [7]	+8	
		Blake Shinn		400-200	400-200		(0:18.89)	(0:13.38)	(0:13.39)	(0:12.84)	(0:12.19)	(0:11.96)		
8	7	MALI STON	8	69.6	0:10.84	0:29.20	2:08.57	1:49.53 [10]	1:35.97 [10]	1:22.46 [10]	1:09.66 [10]	0:57.34 [11]	+2	
		Sam Weatherley		400-200	400-200		(0:19.05)	(0:13.56)	(0:13.51)	(0:12.80)	(0:12.32)	(0:11.88)		
9	5	PLATINUM INVADOR	11	67.4	0:11.12	0:28.90	2:08.59	1:49.76 [8]	1:36.36 [7]	1:22.96 [7]	1:10.10 [7]	0:57.80 [8]	-1	
		Jonathan Riddell		600-400	600-400		(0:18.83)	(0:13.40)	(0:13.40)	(0:12.86)	(0:12.30)	(0:11.87)		
10	1	AEGON	6	68.8	0:10.90	0:28.92	2:08.61	1:49.85 [6]	1:36.18 [9]	1:22.59 [9]	1:09.77 [9]	0:57.45 [10]	+13	
		Michael McNab		400-200	400-200		(0:18.76)	(0:13.67)	(0:13.59)	(0:12.82)	(0:12.32)	(0:11.90)		

Track Rating: Soft 5, Weather: Overcast, Rail Position: True

Section							Overall	L1800	L1600	L1400	L1200	L1000		
Field Times							2:07.90	1:49.70	1:36.85	1:23.63	1:10.76	0:58.39		
							(0:18.20)	(0:12.85)	(0:13.22)	(0:12.87)	(0:12.37)	(0:12.39)		
Position	#	Horse/Jockey	Barrier	Top Speed [km/h]	Fastest Section	First 400m								From Winner [m]
11	4	GINO SEVERINI	2	67.0	0:11.03	0:28.53	2:08.63	1:49.98 [5]	1:36.63 [6]	1:23.31 [6]	1:10.48 [6]	0:58.22 [5]		+7
		Kazuya Asano		400-200	400-200		(0:18.65)	(0:13.35)	(0:13.32)	(0:12.83)	(0:12.26)	(0:12.12)		

Track Rating: Soft 5, Weather: Overcast, Rail Position: True

Section												L800	L600	L400	L200		
Field Times												0:46.00	0:34.18	0:23.05	0:11.74		
												(0:11.82)	(0:11.13)	(0:11.31)	(0:11.74)		
Position	#	Horse/Jockey	Barrier	Top Speed [km/h]	Fastest Section	First 400m						Margin			From Winner [m]		
1	8	CAMPIONESSA	4	66.8	0:11.03	0:28.06	0:45.77 [2]	0:33.96 [3]	0:22.77 [3]	0:11.74 [2]	2:07.90						
		Owen Bosson		400-200	400-200		(0:11.81)	(0:11.19)	(0:11.03)	(0:11.74)							
2	2	NO COMPROMISE	5	67.7	0:10.88	0:28.19	0:45.73 [4]	0:33.92 [4]	0:22.62 [4]	0:11.74 [3]	0.4L				+10		
		Ryan Elliot		400-200	400-200		(0:11.81)	(0:11.30)	(0:10.88)	(0:11.74)							
3	9	AQUACADE	1	66.6	0:11.07	0:28.60	0:45.70 [6]	0:33.87 [6]	0:22.53 [8]	0:11.46 [11]	2.6L				-7		
		Vincent Colgan		600-400	400-200		(0:11.83)	(0:11.34)	(0:11.07)	(0:11.46)							
4	11	MAZZOLINO	10	66.4	0:11.27	0:28.02	0:46.17 [3]	0:34.48 [2]	0:23.21 [2]	0:11.94 [4]	2.7L				+9		
		Samantha Spratt		600-400	600-400		(0:11.69)	(0:11.27)	(0:11.27)	(0:11.94)							
5	6	ONE BOLD CAT	9	70.4	0:10.75	0:29.24	0:45.32 [9]	0:33.49 [10]	0:22.50 [9]	0:11.75 [5]	3.0L				+8		
		Craig Grylls		400-200	400-200		(0:11.83)	(0:10.99)	(0:10.75)	(0:11.75)							
6	10	KELLY COE	7	66.5	0:11.13	0:27.80	0:46.46 [1]	0:34.65 [1]	0:23.52 [1]	0:12.20 [1]	3.1L				+2		
		Matthew Cameron		400-200	600-400		(0:11.81)	(0:11.13)	(0:11.32)	(0:12.20)							
7	3	PRISE DE FER	3	67.1	0:10.95	0:28.88	0:45.80 [7]	0:33.93 [8]	0:22.72 [7]	0:11.77 [6]	3.7L				+8		
		Blake Shinn		400-200	400-200		(0:11.87)	(0:11.21)	(0:10.95)	(0:11.77)							
8	7	MALI STON	8	69.6	0:10.84	0:29.20	0:45.46 [11]	0:33.70 [11]	0:22.61 [11]	0:11.77 [10]	4.5L				+2		
		Sam Weatherley		400-200	400-200		(0:11.76)	(0:11.09)	(0:10.84)	(0:11.77)							
9	5	PLATINUM INVADOR	11	67.4	0:11.12	0:28.90	0:45.93 [8]	0:34.08 [7]	0:22.96 [5]	0:11.82 [8]	4.6L				-1		
		Jonathan Riddell		600-400	600-400		(0:11.85)	(0:11.12)	(0:11.14)	(0:11.82)							
10	1	AEGON	6	68.8	0:10.90	0:28.92	0:45.55 [10]	0:33.75 [9]	0:22.73 [10]	0:11.83 [9]	4.8L				+13		
		Michael McNab		400-200	400-200		(0:11.80)	(0:11.02)	(0:10.90)	(0:11.83)							

Race 9: CAMBRIDGE STUD ZABEEL CLASSIC - 2050m

26 December 2023 - 5:29PM

Track Rating: Soft 5, Weather: Overcast, Rail Position: True

Section
Field Times

L800	L600	L400	L200
0:46.00	0:34.18	0:23.05	0:11.74
(0:11.82)	(0:11.13)	(0:11.31)	(0:11.74)

Position	#	Horse/Jockey	Barrier	Top Speed [km/h]	Fastest Section	First 400m	L800	L600	L400	L200	Margin	From Winner [m]
11	4	GINO SEVERINI	2	67.0	0:11.03	0:28.53	0:46.10 [5]	0:34.25 [5]	0:22.91 [6]	0:11.88 [7]	4.9L	+7
		Kazuya Asano		400-200	400-200		(0:11.85)	(0:11.34)	(0:11.03)	(0:11.88)		

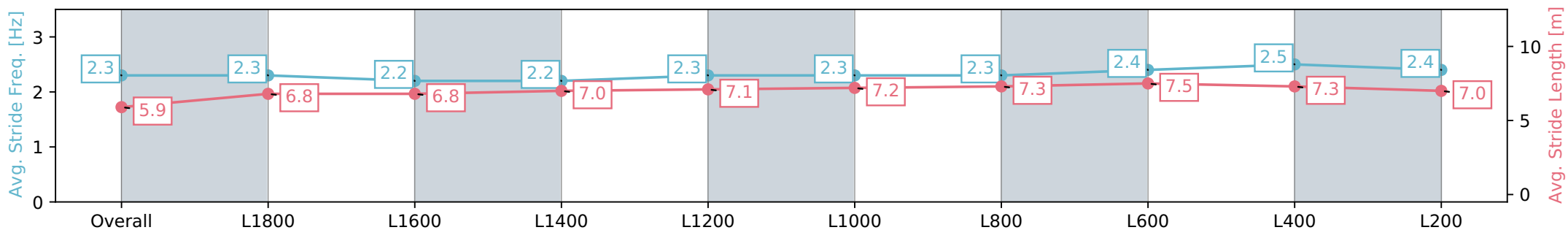
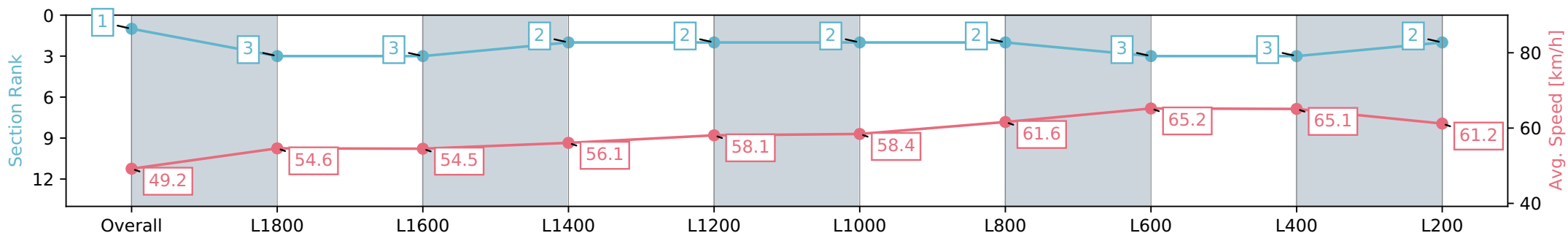
Horse/Jockey Name	CAMPIONESSA
Finish Rank	1
Fastest Section	0:11.03 (L400)
Top Speed [km/h] (Section)	66.8 (L400)
Race State	Finished



Pukekohe Park NZ - Professional
 Race 9: CAMBRIDGE STUD ZABEL CLASSIC - 2050m
 26 December 2023 - 5:29PM
 Track Rating: Soft 5, Weather: Overcast, Rail Position: True



Section	Overall	L1800	L1600	L1400	L1200	L1000	L800	L600	L400	L200
Section Times	2:07.90 [1] (0:18.38)	1:49.52 [3] (0:13.00)	1:36.52 [3] (0:13.18)	1:23.34 [2] (0:12.87)	1:10.47 [2] (0:12.40)	0:58.07 [2] (0:12.30)	0:45.77 [2] (0:11.81)	0:33.96 [3] (0:11.19)	0:22.77 [3] (0:11.03)	0:11.74 [2] (0:11.74)
Average Speed [km/h]	49.2	54.6	54.5	56.1	58.1	58.4	61.6	65.2	65.1	61.2
Top Speed [km/h]	58.2	55.8	57.5	58.2	60.6	60.0	65.1	66.4	66.8	64.4
Avg. Dist. to Rail [m]	3.2	2.0	1.1	1.0	2.5	1.0	1.8	3.5	5.4	7.4
Avg. Stride Freq. [Hz]	2.3	2.3	2.2	2.2	2.3	2.3	2.3	2.4	2.5	2.4
Avg. Stride Length [m]	5.9	6.8	6.8	7.0	7.1	7.2	7.3	7.5	7.3	7.0



- [] Ranking at each section and finish
- :-:- No data available at this section
- NA No data available

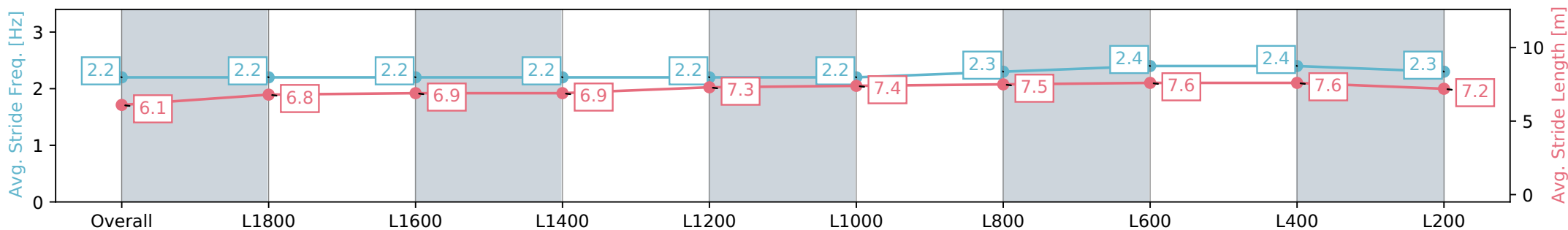
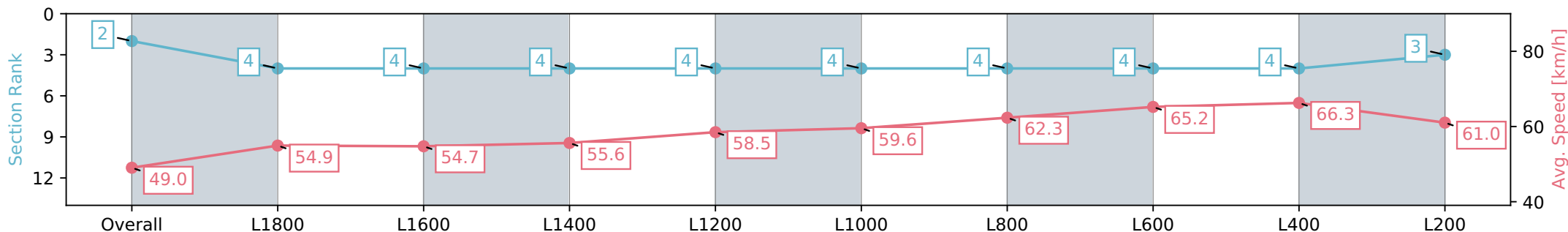
Horse/Jockey Name	NO COMPROMISE
Finish Rank	2
Fastest Section	0:10.88 (L400)
Top Speed [km/h] (Section)	67.7 (L400)
Race State	Finished

AUCKLAND
THOROUGHBRED
SINCE 1874
RACING

Pukekohe Park NZ - Professional
Race 9: CAMBRIDGE STUD ZABEL CLASSIC - 2050m
26 December 2023 - 5:29PM
Track Rating: Soft 5, Weather: Overcast, Rail Position: True

PUKEKOHE
PARK

Section	Overall	L1800	L1600	L1400	L1200	L1000	L800	L600	L400	L200
Section Times	2:07.96 [2] (0:18.48)	1:49.48 [4] (0:13.04)	1:36.44 [4] (0:13.32)	1:23.12 [4] (0:12.94)	1:10.18 [4] (0:12.30)	0:57.88 [4] (0:12.15)	0:45.73 [4] (0:11.81)	0:33.92 [4] (0:11.30)	0:22.62 [4] (0:10.88)	0:11.74 [3] (0:11.74)
Average Speed [km/h]	49.0	54.9	54.7	55.6	58.5	59.6	62.3	65.2	66.3	61.0
Top Speed [km/h]	58.3	57.7	56.3	56.7	59.5	60.9	64.9	66.0	67.7	64.0
Avg. Dist. to Rail [m]	4.4	0.4	2.2	0.8	0.8	1.1	3.9	6.2	8.1	9.4
Avg. Stride Freq. [Hz]	2.2	2.2	2.2	2.2	2.2	2.2	2.3	2.4	2.4	2.3
Avg. Stride Length [m]	6.1	6.8	6.9	6.9	7.3	7.4	7.5	7.6	7.6	7.2



Report Created: Tue 26 December 2023 15:42:04 GMT+11 (Note: Timing is based on positional data)

Page 6/15

- [] Ranking at each section and finish
- :-:- No data available at this section
- NA No data available

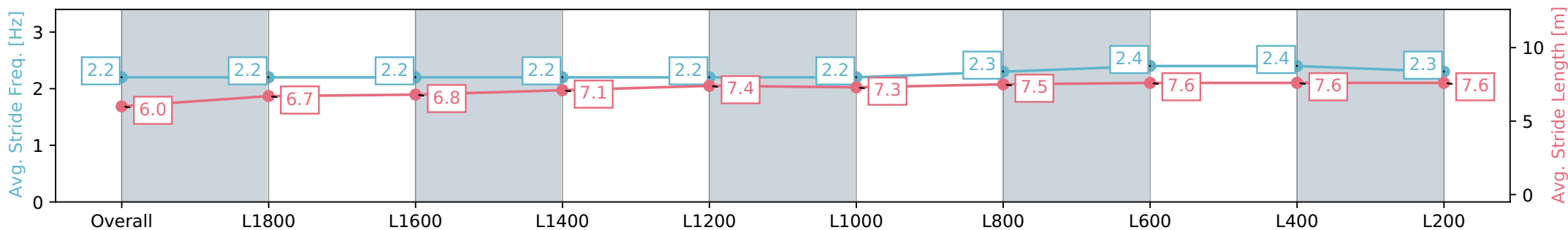
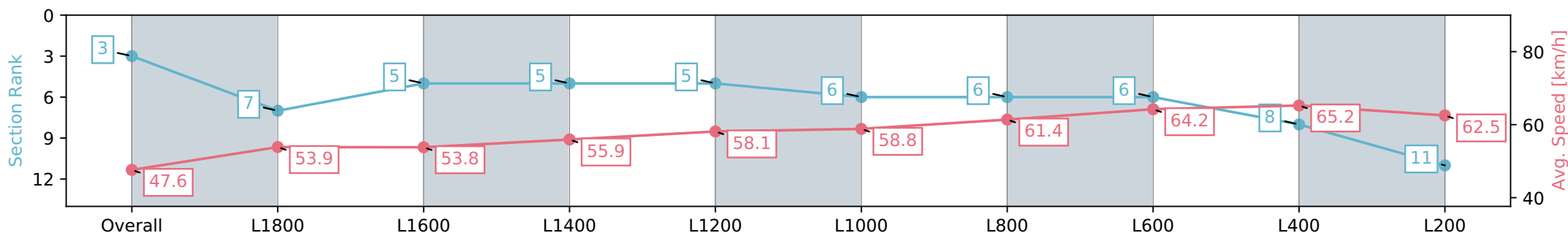
Horse/Jockey Name	AQUACADE
Finish Rank	3
Fastest Section	0:11.07 (L400)
Top Speed [km/h] (Section)	66.6 (L600)
Race State	Finished



Pukekohe Park NZ - Professional
 Race 9: CAMBRIDGE STUD ZABEL CLASSIC - 2050m
 26 December 2023 - 5:29PM
 Track Rating: Soft 5, Weather: Overcast, Rail Position: True



Section	Overall	L1800	L1600	L1400	L1200	L1000	L800	L600	L400	L200
Section Times	2:08.28 [3] (0:18.80)	1:49.48 [7] (0:13.15)	1:36.33 [5] (0:13.17)	1:23.16 [5] (0:12.91)	1:10.25 [5] (0:12.39)	0:57.86 [6] (0:12.16)	0:45.70 [6] (0:11.83)	0:33.87 [6] (0:11.34)	0:22.53 [8] (0:11.07)	0:11.46 [11] (0:11.46)
Average Speed [km/h]	47.6	53.9	53.8	55.9	58.1	58.8	61.4	64.2	65.2	62.5
Top Speed [km/h]	59.9	56.8	56.3	57.2	59.7	61.0	65.2	66.6	66.4	64.1
Avg. Dist. to Rail [m]	2.5	2.6	3.0	1.7	1.4	0.8	1.5	4.1	8.9	8.1
Avg. Stride Freq. [Hz]	2.2	2.2	2.2	2.2	2.2	2.2	2.3	2.4	2.4	2.3
Avg. Stride Length [m]	6.0	6.7	6.8	7.1	7.4	7.3	7.5	7.6	7.6	7.6



Report Created: Tue 26 December 2023 15:42:09 GMT+11 (Note: Timing is based on positional data)

- [] Ranking at each section and finish
- :-:- No data available at this section
- NA No data available

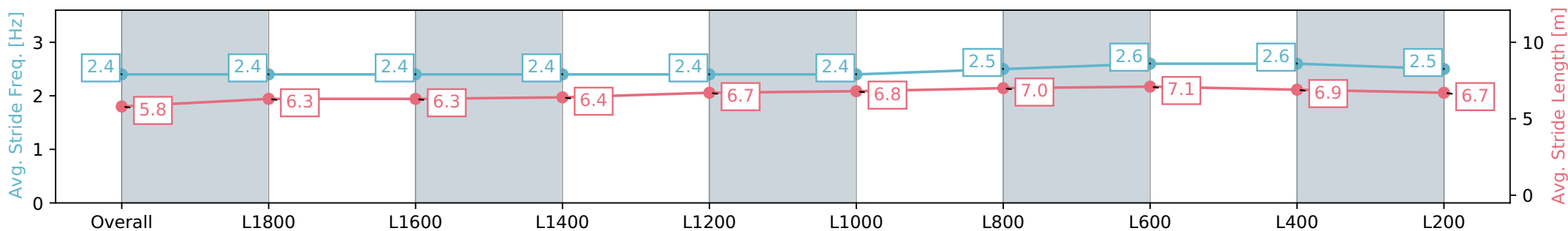
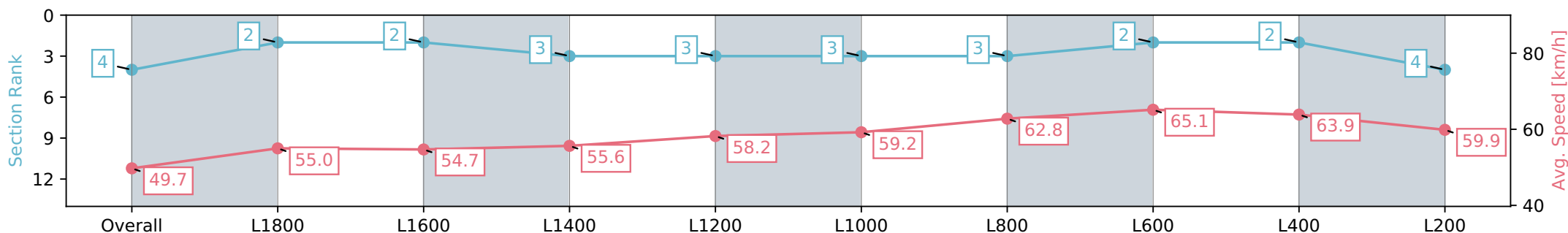
Horse/Jockey Name	MAZZOLINO
Finish Rank	4
Fastest Section	0:11.27 (L600)
Top Speed [km/h] (Section)	66.4 (L600)
Race State	Finished



Pukekohe Park NZ - Professional
 Race 9: CAMBRIDGE STUD ZABEEL CLASSIC - 2050m
 26 December 2023 - 5:29PM
 Track Rating: Soft 5, Weather: Overcast, Rail Position: True



Section	Overall	L1800	L1600	L1400	L1200	L1000	L800	L600	L400	L200
Section Times	2:08.30 [4] (0:18.26)	1:50.04 [2] (0:13.11)	1:36.93 [2] (0:13.20)	1:23.73 [3] (0:12.90)	1:10.83 [3] (0:12.36)	0:58.47 [3] (0:12.30)	0:46.17 [3] (0:11.69)	0:34.48 [2] (0:11.27)	0:23.21 [2] (0:11.27)	0:11.94 [4] (0:11.94)
Average Speed [km/h]	49.7	55.0	54.7	55.6	58.2	59.2	62.8	65.1	63.9	59.9
Top Speed [km/h]	60.0	57.2	55.2	57.3	60.3	60.3	64.6	66.4	65.7	61.9
Avg. Dist. to Rail [m]	6.5	0.2	0.7	0.9	0.6	1.8	2.8	5.8	7.8	8.2
Avg. Stride Freq. [Hz]	2.4	2.4	2.4	2.4	2.4	2.4	2.5	2.6	2.6	2.5
Avg. Stride Length [m]	5.8	6.3	6.3	6.4	6.7	6.8	7.0	7.1	6.9	6.7



Report Created: Tue 26 December 2023 15:42:13 GMT+11 (Note: Timing is based on positional data)

- [] Ranking at each section and finish
- :-:- No data available at this section
- NA No data available

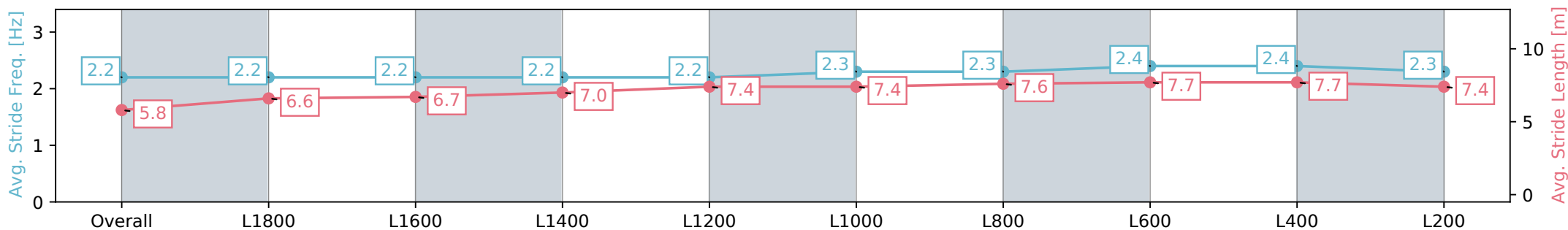
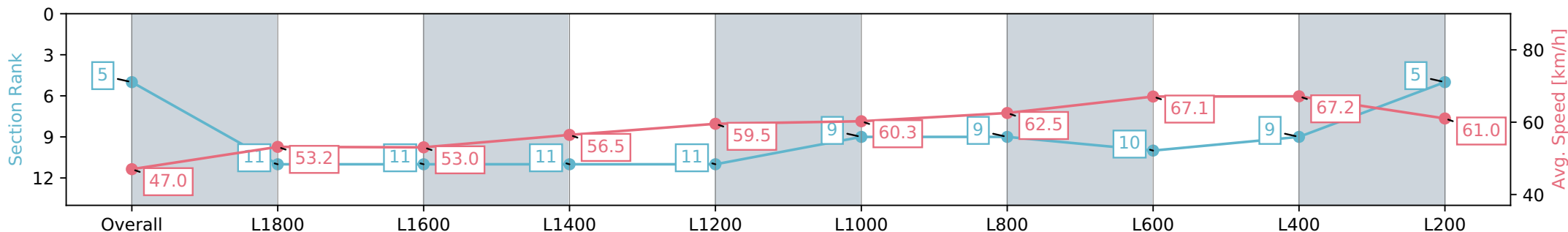
Horse/Jockey Name	ONE BOLD CAT
Finish Rank	5
Fastest Section	0:10.75 (L400)
Top Speed [km/h] (Section)	70.4 (L400)
Race State	Finished



Pukekohe Park NZ - Professional
 Race 9: CAMBRIDGE STUD ZABEL CLASSIC - 2050m
 26 December 2023 - 5:29PM
 Track Rating: Soft 5, Weather: Overcast, Rail Position: True



Section	Overall	L1800	L1600	L1400	L1200	L1000	L800	L600	L400	L200
Section Times	2:08.35 [5] (0:19.21)	1:49.14 [11] (0:13.41)	1:35.73 [11] (0:13.60)	1:22.13 [11] (0:12.78)	1:09.35 [11] (0:12.10)	0:57.25 [9] (0:11.93)	0:45.32 [9] (0:11.83)	0:33.49 [10] (0:10.99)	0:22.50 [9] (0:10.75)	0:11.75 [5] (0:11.75)
Average Speed [km/h]	47.0	53.2	53.0	56.5	59.5	60.3	62.5	67.1	67.2	61.0
Top Speed [km/h]	58.1	55.6	55.0	58.6	62.7	62.3	67.4	68.7	70.4	63.2
Avg. Dist. to Rail [m]	3.5	0.8	1.4	0.8	2.0	1.7	4.1	8.3	13.7	13.6
Avg. Stride Freq. [Hz]	2.2	2.2	2.2	2.2	2.2	2.3	2.3	2.4	2.4	2.3
Avg. Stride Length [m]	5.8	6.6	6.7	7.0	7.4	7.4	7.6	7.7	7.7	7.4



- [] Ranking at each section and finish
- :-:- No data available at this section
- NA No data available

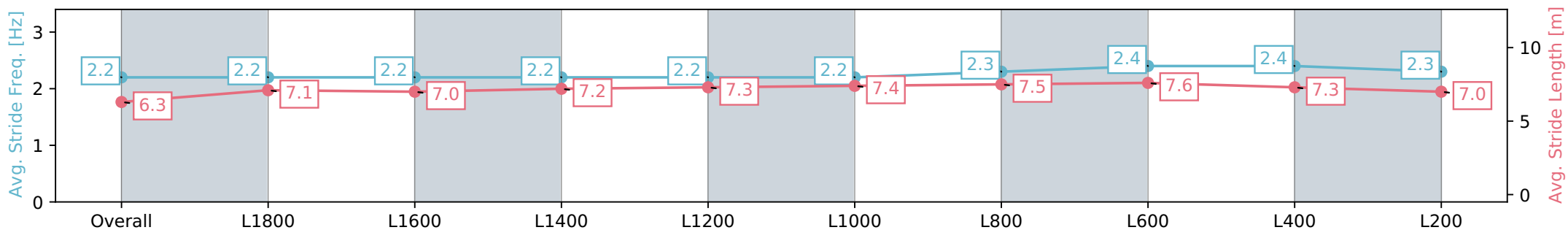
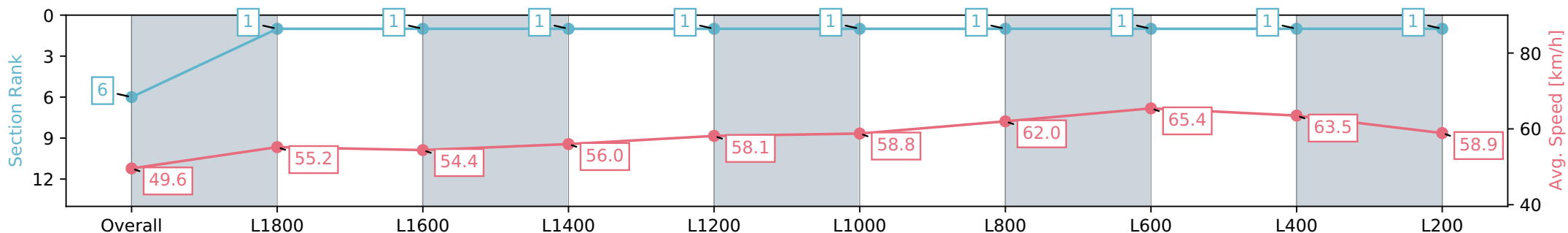
Horse/Jockey Name	KELLY COE
Finish Rank	6
Fastest Section	0:11.13 (L600)
Top Speed [km/h] (Section)	66.5 (L400)
Race State	Finished



Pukekohe Park NZ - Professional
 Race 9: CAMBRIDGE STUD ZABEL CLASSIC - 2050m
 26 December 2023 - 5:29PM
 Track Rating: Soft 5, Weather: Overcast, Rail Position: True



Section	Overall	L1800	L1600	L1400	L1200	L1000	L800	L600	L400	L200
Section Times	2:08.36 [6] (0:18.20)	1:50.16 [1] (0:12.85)	1:37.31 [1] (0:13.21)	1:24.10 [1] (0:12.88)	1:11.22 [1] (0:12.37)	0:58.85 [1] (0:12.39)	0:46.46 [1] (0:11.81)	0:34.65 [1] (0:11.13)	0:23.52 [1] (0:11.32)	0:12.20 [1] (0:12.20)
Average Speed [km/h]	49.6	55.2	54.4	56.0	58.1	58.8	62.0	65.4	63.5	58.9
Top Speed [km/h]	60.2	56.9	55.6	56.9	59.2	59.3	64.5	66.3	66.5	60.1
Avg. Dist. to Rail [m]	5.0	2.4	1.0	1.0	0.5	1.9	3.1	2.9	3.9	4.4
Avg. Stride Freq. [Hz]	2.2	2.2	2.2	2.2	2.2	2.2	2.3	2.4	2.4	2.3
Avg. Stride Length [m]	6.3	7.1	7.0	7.2	7.3	7.4	7.5	7.6	7.3	7.0



Report Created: Tue 26 December 2023 15:42:21 GMT+11 (Note: Timing is based on positional data)

- [] Ranking at each section and finish
- :-:- No data available at this section
- NA No data available

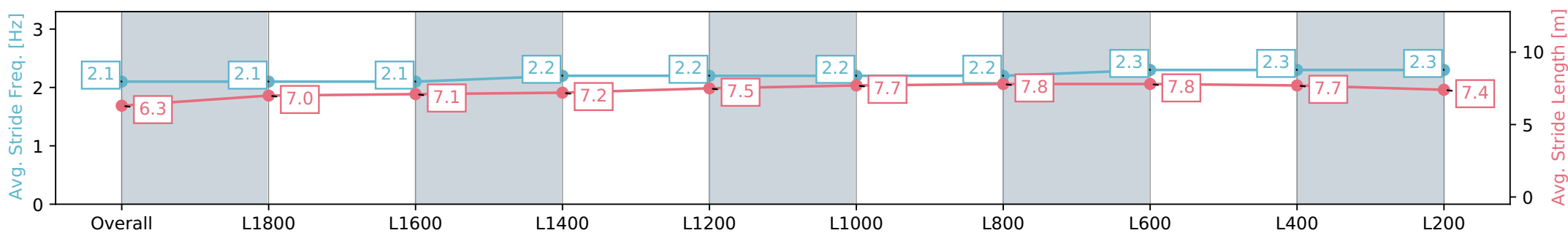
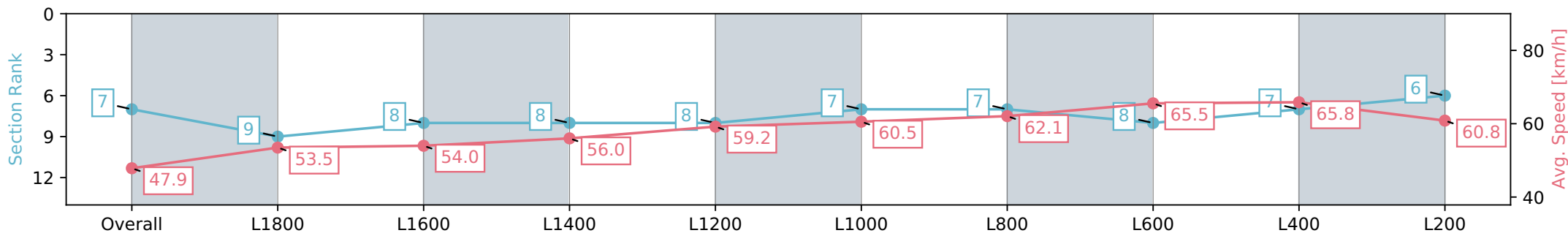
Horse/Jockey Name	PRISE DE FER
Finish Rank	7
Fastest Section	0:10.95 (L400)
Top Speed [km/h] (Section)	67.1 (L400)
Race State	Finished

AUCKLAND THOROUGHBRED RACING SINCE 1874

Pukekohe Park NZ - Professional
 Race 9: CAMBRIDGE STUD ZABEEL CLASSIC - 2050m
 26 December 2023 - 5:29PM
 Track Rating: Soft 5, Weather: Overcast, Rail Position: True

PUKEKOHE PARK

Section	Overall	L1800	L1600	L1400	L1200	L1000	L800	L600	L400	L200
Section Times	2:08.45 [7] (0:18.89)	1:49.56 [9] (0:13.38)	1:36.18 [8] (0:13.39)	1:22.79 [8] (0:12.84)	1:09.95 [8] (0:12.19)	0:57.76 [7] (0:11.96)	0:45.80 [7] (0:11.87)	0:33.93 [8] (0:11.21)	0:22.72 [7] (0:10.95)	0:11.77 [6] (0:11.77)
Average Speed [km/h]	47.9	53.5	54.0	56.0	59.2	60.5	62.1	65.5	65.8	60.8
Top Speed [km/h]	57.5	55.1	55.0	57.3	61.1	62.3	65.5	66.3	67.1	63.9
Avg. Dist. to Rail [m]	2.5	0.7	0.6	0.5	0.7	1.3	3.7	6.3	11.8	13.1
Avg. Stride Freq. [Hz]	2.1	2.1	2.1	2.2	2.2	2.2	2.2	2.3	2.3	2.3
Avg. Stride Length [m]	6.3	7.0	7.1	7.2	7.5	7.7	7.8	7.8	7.7	7.4



Report Created: Tue 26 December 2023 15:42:26 GMT+11 (Note: Timing is based on positional data)

- [] Ranking at each section and finish
- :-:- No data available at this section
- NA No data available

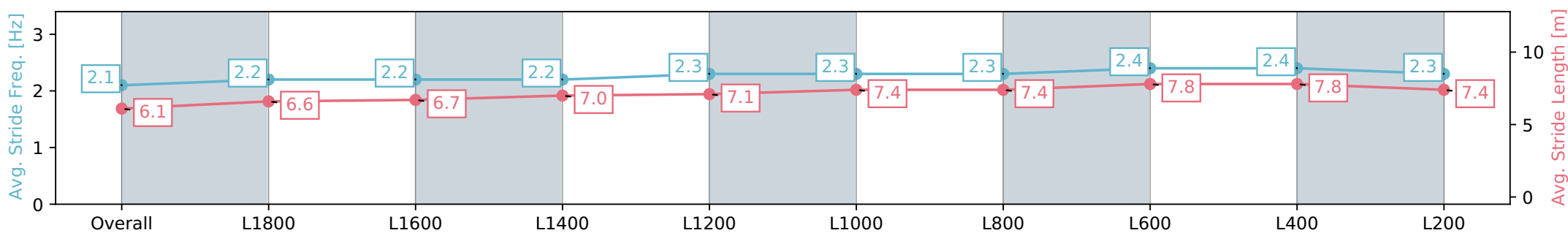
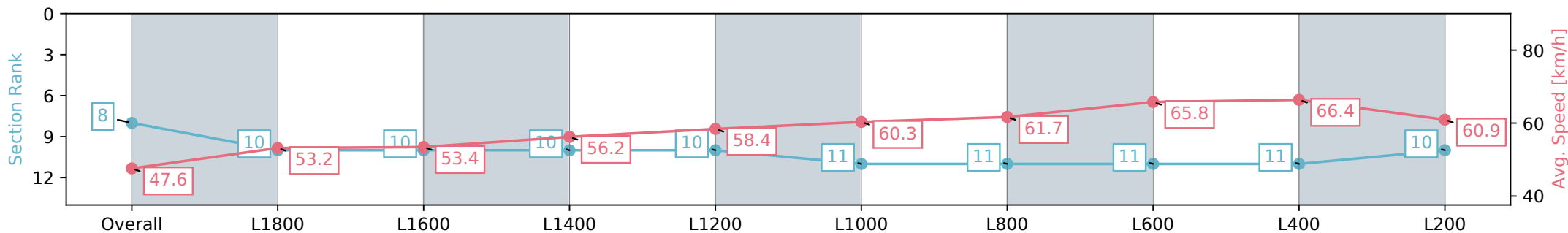
Horse/Jockey Name	MALI STON
Finish Rank	8
Fastest Section	0:10.84 (L400)
Top Speed [km/h] (Section)	69.6 (L400)
Race State	Finished



Pukekohe Park NZ - Professional
 Race 9: CAMBRIDGE STUD ZABEEL CLASSIC - 2050m
 26 December 2023 - 5:29PM
 Track Rating: Soft 5, Weather: Overcast, Rail Position: True



Section	Overall	L1800	L1600	L1400	L1200	L1000	L800	L600	L400	L200
Section Times	2:08.57 [8] (0:19.05)	1:49.53 [10] (0:13.56)	1:35.97 [10] (0:13.51)	1:22.46 [10] (0:12.80)	1:09.66 [10] (0:12.32)	0:57.34 [11] (0:11.88)	0:45.46 [11] (0:11.76)	0:33.70 [11] (0:11.09)	0:22.61 [11] (0:10.84)	0:11.77 [10] (0:11.77)
Average Speed [km/h]	47.6	53.2	53.4	56.2	58.4	60.3	61.7	65.8	66.4	60.9
Top Speed [km/h]	56.8	55.5	55.3	58.3	61.1	61.3	65.2	67.3	69.6	62.6
Avg. Dist. to Rail [m]	4.9	0.6	0.2	0.3	0.6	1.0	1.2	4.1	7.4	9.0
Avg. Stride Freq. [Hz]	2.1	2.2	2.2	2.2	2.3	2.3	2.3	2.4	2.4	2.3
Avg. Stride Length [m]	6.1	6.6	6.7	7.0	7.1	7.4	7.4	7.8	7.8	7.4



Report Created: Tue 26 December 2023 15:42:30 GMT+11 (Note: Timing is based on positional data)

- [] Ranking at each section and finish
- :-:- No data available at this section
- NA No data available

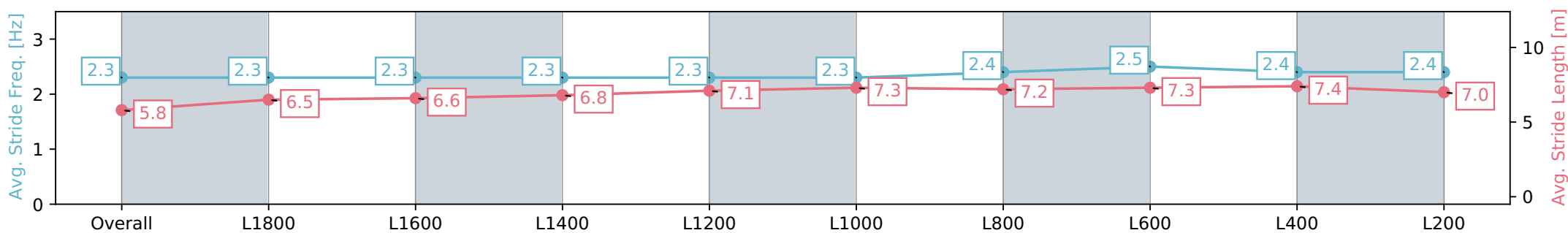
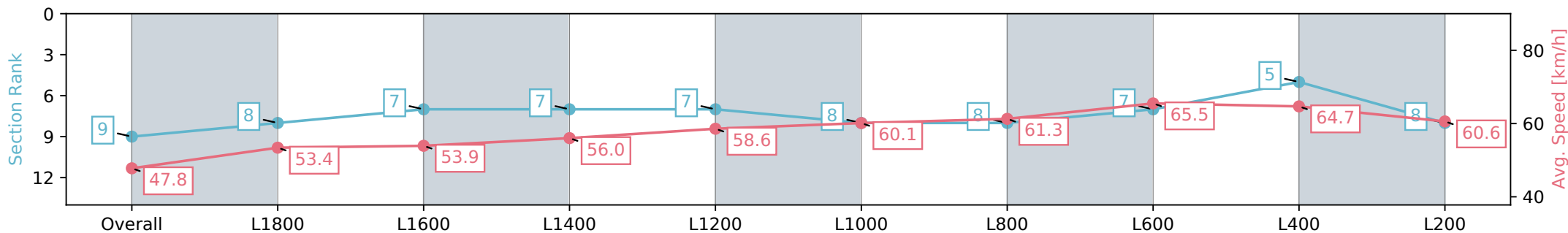
Horse/Jockey Name	PLATINUM INVADOR
Finish Rank	9
Fastest Section	0:11.12 (L600)
Top Speed [km/h] (Section)	67.4 (L600)
Race State	Finished



Pukekohe Park NZ - Professional
 Race 9: CAMBRIDGE STUD ZABEL CLASSIC - 2050m
 26 December 2023 - 5:29PM
 Track Rating: Soft 5, Weather: Overcast, Rail Position: True



Section	Overall	L1800	L1600	L1400	L1200	L1000	L800	L600	L400	L200
Section Times	2:08.59 [9] (0:18.83)	1:49.76 [8] (0:13.40)	1:36.36 [7] (0:13.40)	1:22.96 [7] (0:12.86)	1:10.10 [7] (0:12.30)	0:57.80 [8] (0:11.87)	0:45.93 [8] (0:11.85)	0:34.08 [7] (0:11.12)	0:22.96 [5] (0:11.14)	0:11.82 [8] (0:11.82)
Average Speed [km/h]	47.8	53.4	53.9	56.0	58.6	60.1	61.3	65.5	64.7	60.6
Top Speed [km/h]	58.4	53.8	55.7	57.3	59.8	62.0	64.6	67.4	66.8	62.3
Avg. Dist. to Rail [m]	3.9	1.2	0.8	0.9	2.5	1.4	1.3	3.5	7.7	7.9
Avg. Stride Freq. [Hz]	2.3	2.3	2.3	2.3	2.3	2.3	2.4	2.5	2.4	2.4
Avg. Stride Length [m]	5.8	6.5	6.6	6.8	7.1	7.3	7.2	7.3	7.4	7.0



- [] Ranking at each section and finish
- :-:- No data available at this section
- NA No data available

Horse/Jockey Name	AEGON
Finish Rank	10
Fastest Section	0:10.90 (L400)
Top Speed [km/h] (Section)	68.8 (L400)
Race State	Finished

AUCKLAND
THOROUGHBRED
SINCE 1874
RACING

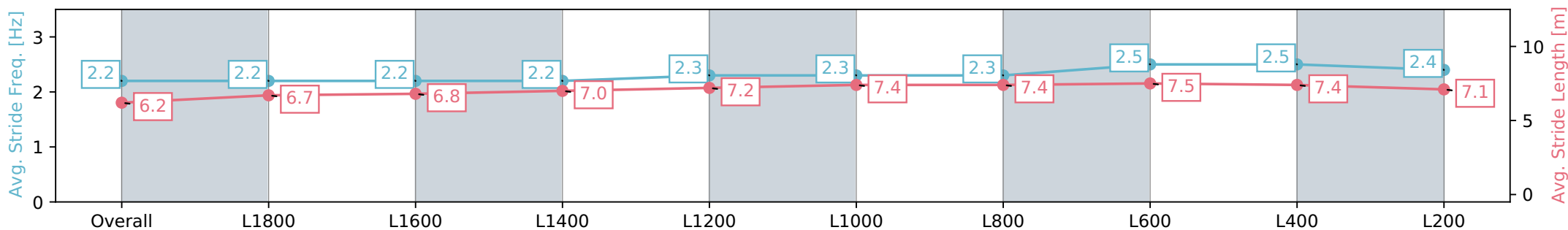
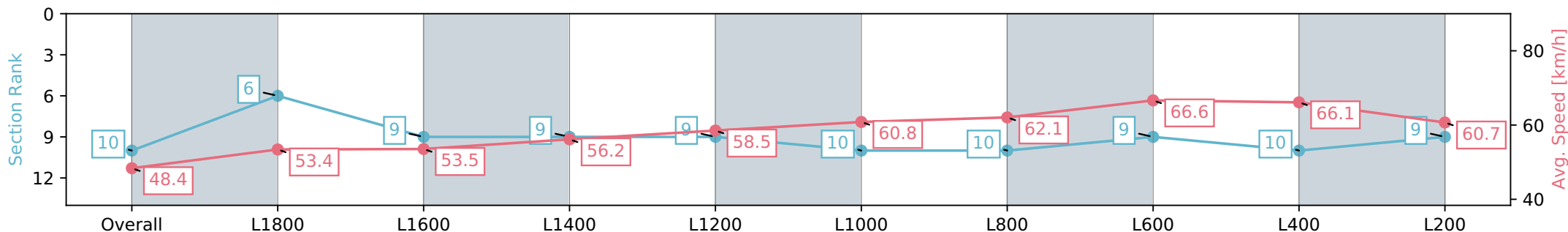
Pukekohe Park NZ - Professional
Race 9: CAMBRIDGE STUD ZABEEL CLASSIC - 2050m

26 December 2023 - 5:29PM

PUKEKOHE
PARK

Track Rating: Soft 5, Weather: Overcast, Rail Position: True

Section	Overall	L1800	L1600	L1400	L1200	L1000	L800	L600	L400	L200
Section Times	2:08.61 [10] (0:18.76)	1:49.85 [6] (0:13.67)	1:36.18 [9] (0:13.59)	1:22.59 [9] (0:12.82)	1:09.77 [9] (0:12.32)	0:57.45 [10] (0:11.90)	0:45.55 [10] (0:11.80)	0:33.75 [9] (0:11.02)	0:22.73 [10] (0:10.90)	0:11.83 [9] (0:11.83)
Average Speed [km/h]	48.4	53.4	53.5	56.2	58.5	60.8	62.1	66.6	66.1	60.7
Top Speed [km/h]	59.2	55.5	55.8	57.9	60.2	61.6	64.9	68.7	68.8	64.1
Avg. Dist. to Rail [m]	4.2	2.2	2.3	0.8	0.4	0.8	3.3	5.9	11.2	13.2
Avg. Stride Freq. [Hz]	2.2	2.2	2.2	2.2	2.3	2.3	2.3	2.5	2.5	2.4
Avg. Stride Length [m]	6.2	6.7	6.8	7.0	7.2	7.4	7.4	7.5	7.4	7.1



Report Created: Tue 26 December 2023 15:42:40 GMT+11 (Note: Timing is based on positional data)

- [] Ranking at each section and finish
- :-:- No data available at this section
- NA No data available

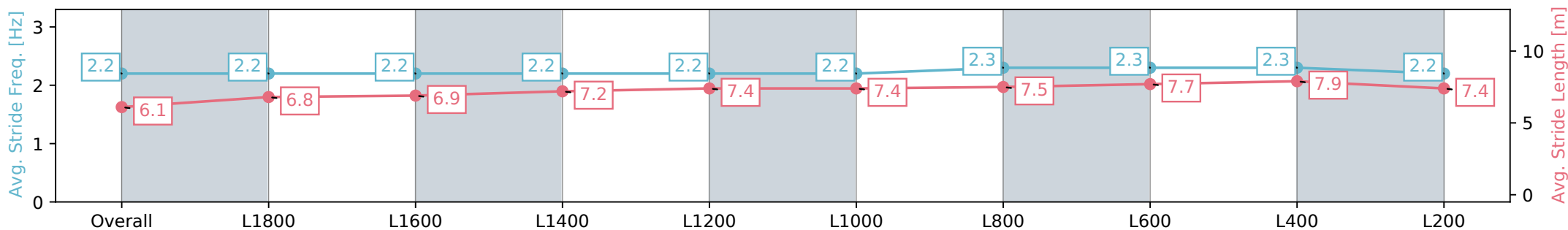
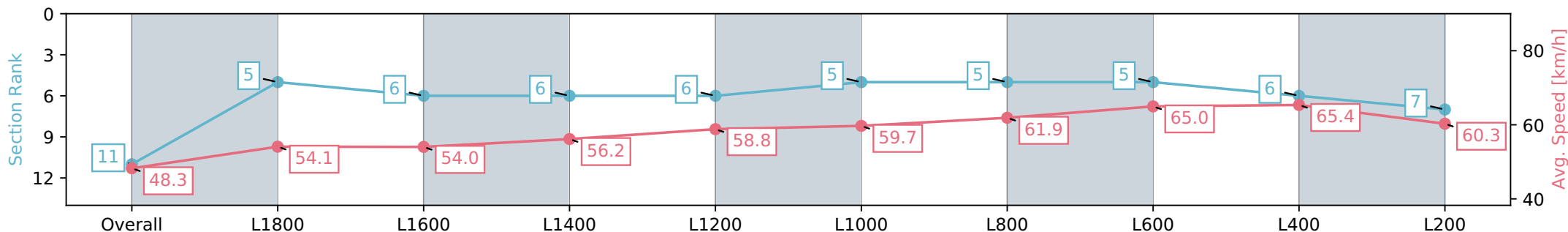
Horse/Jockey Name	GINO SEVERINI
Finish Rank	11
Fastest Section	0:11.03 (L400)
Top Speed [km/h] (Section)	67.0 (L400)
Race State	Finished



Pukekohe Park NZ - Professional
 Race 9: CAMBRIDGE STUD ZABEL CLASSIC - 2050m
 26 December 2023 - 5:29PM
 Track Rating: Soft 5, Weather: Overcast, Rail Position: True



Section	Overall	L1800	L1600	L1400	L1200	L1000	L800	L600	L400	L200
Section Times	2:08.63 [11] (0:18.65)	1:49.98 [5] (0:13.35)	1:36.63 [6] (0:13.32)	1:23.31 [6] (0:12.83)	1:10.48 [6] (0:12.26)	0:58.22 [5] (0:12.12)	0:46.10 [5] (0:11.85)	0:34.25 [5] (0:11.34)	0:22.91 [6] (0:11.03)	0:11.88 [7] (0:11.88)
Average Speed [km/h]	48.3	54.1	54.0	56.2	58.8	59.7	61.9	65.0	65.4	60.3
Top Speed [km/h]	59.1	55.6	55.6	57.1	59.9	61.0	64.7	66.1	67.0	63.4
Avg. Dist. to Rail [m]	1.4	0.6	0.7	0.6	0.7	0.9	3.3	7.0	11.2	11.1
Avg. Stride Freq. [Hz]	2.2	2.2	2.2	2.2	2.2	2.2	2.3	2.3	2.3	2.2
Avg. Stride Length [m]	6.1	6.8	6.9	7.2	7.4	7.4	7.5	7.7	7.9	7.4



Report Created: Tue 26 December 2023 15:42:45 GMT+11 (Note: Timing is based on positional data)

- [] Ranking at each section and finish
- :-:- No data available at this section
- NA No data available