

Track Rating: Soft 5, Weather: Overcast, Rail Position: True

Section		Overall											From Winner	
Field Times		1:35.83											[m]	
		L1400												
		L1200												
		L1000												
		L800												
		L600												
Position	#	Horse/Jockey	Barrier	Top Speed [km/h]	Fastest Section	First 400m								
1	1	MOLLY BLOOM	10	69.1	0:10.71	0:26.17	1:35.83	1:21.02 [9]	1:09.66 [8]	0:57.80 [9]	0:45.62 [8]	0:33.45 [8]		
		Blake Shinn		400-200	400-200		(0:14.81)	(0:11.36)	(0:11.86)	(0:12.18)	(0:12.17)	(0:11.40)		
2	3	MARY SHAN	2	67.1	0:11.17	0:25.39	1:35.85	1:21.73 [1]	1:10.46 [1]	0:58.80 [2]	0:46.39 [2]	0:34.05 [2]		-3
		Craig Grylls		600-400	400-200		(0:14.12)	(0:11.27)	(0:11.66)	(0:12.41)	(0:12.34)	(0:11.50)		
3	9	GRAIL SEEKER	9	67.8	0:10.81	0:26.18	1:36.48	1:21.71 [8]	1:10.30 [9]	0:58.65 [7]	0:46.39 [7]	0:34.16 [7]		-2
		James Doyle		400-200	400-200		(0:14.77)	(0:11.41)	(0:11.65)	(0:12.26)	(0:12.23)	(0:11.48)		
4	11	LIVID SKY	5	67.5	0:10.92	0:26.03	1:36.53	1:21.88 [6]	1:10.50 [5]	0:58.79 [6]	0:46.60 [6]	0:34.26 [6]		-3
		Sam Weatherley		400-200	400-200		(0:14.65)	(0:11.38)	(0:11.71)	(0:12.19)	(0:12.34)	(0:11.50)		
5	4	GLAMOUR TYCOON	4	66.7	0:11.04	0:25.91	1:36.56	1:22.11 [4]	1:10.66 [3]	0:59.01 [3]	0:46.88 [3]	0:34.56 [4]		-2
		Samantha Spratt		400-200	400-200		(0:14.46)	(0:11.45)	(0:11.65)	(0:12.13)	(0:12.32)	(0:11.52)		
6	10	ABOUT TIME	3	65.9	0:11.23	0:26.09	1:36.59	1:21.87 [7]	1:10.50 [7]	0:58.89 [5]	0:46.85 [4]	0:34.61 [3]		-7
		Vincent Colgan		400-200	400-200		(0:14.72)	(0:11.37)	(0:11.61)	(0:12.04)	(0:12.24)	(0:11.52)		
7	2	TULSI	7	66.6	0:11.18	0:25.92	1:36.96	1:22.52 [3]	1:11.04 [4]	0:59.36 [4]	0:47.07 [5]	0:34.77 [5]		+5
		Michael McNab		400-200	400-200		(0:14.44)	(0:11.48)	(0:11.68)	(0:12.28)	(0:12.30)	(0:11.52)		
8	14	THE YES GIRL	1	66.2	0:11.19	0:26.56	1:37.12	1:21.93 [11]	1:10.56 [12]	0:58.97 [10]	0:46.75 [10]	0:34.65 [9]		-5
		Kelly Myers		400-200	400-200		(0:15.19)	(0:11.37)	(0:11.59)	(0:12.22)	(0:12.10)	(0:11.38)		
9	12	NEW MILLENNIUM	11	67.0	0:11.12	0:26.53	1:37.61	1:22.44 [10]	1:11.08 [10]	0:59.39 [11]	0:47.18 [11]	0:34.96 [11]		+2
		Masahiro Hashizume		600-400	400-200		(0:15.17)	(0:11.36)	(0:11.69)	(0:12.21)	(0:12.22)	(0:11.35)		
10	6	CHARMER	8	65.0	0:11.36	0:26.04	1:37.69	1:23.13 [5]	1:11.65 [6]	0:59.86 [8]	0:47.46 [9]	0:35.17 [10]		+10
		Courtney Barnes		600-400	400-200		(0:14.56)	(0:11.48)	(0:11.79)	(0:12.40)	(0:12.28)	(0:11.55)		

Scratched: **Orchestral (#15)**, **Firestorm (#16)**

Track Rating: Soft 5, Weather: Overcast, Rail Position: True

Section Field Times							Overall	L1400	L1200	L1000	L800	L600		
							1:35.83 (0:14.12)	1:21.71 (0:11.27)	1:10.44 (0:11.66)	0:58.78 (0:12.28)	0:46.50 (0:12.41)	0:34.09 (0:11.56)		
Position	#	Horse/Jockey	Barrier	Top Speed [km/h]	Fastest Section	First 400m								From Winner [m]
11	7	CHICA MOJITO Matthew Cameron	12	66.2 1400-1200	0:11.26 1400-1200	0:26.53	1:37.90 (0:15.27)	1:22.63 [12] (0:11.26)	1:11.37 [11] (0:11.72)	0:59.65 [12] (0:12.31)	0:47.34 [12] (0:12.17)	0:35.17 [12] (0:11.46)		+6
12	13	SANDOKU Ulrika Holmquist	6	66.1 1400-1200	0:11.01 1400-1200	0:25.39	1:38.49 (0:14.38)	1:24.11 [2] (0:11.01)	1:13.10 [2] (0:11.66)	1:01.44 [1] (0:12.28)	0:49.16 [1] (0:12.41)	0:36.75 [1] (0:11.62)		-6

Scratched: **Orchestral (#15)**, **Firestorm (#16)**

Track Rating: Soft 5, Weather: Overcast, Rail Position: True

Section						L400	L200				
Field Times						0:22.53	0:11.36				
						(0:11.17)	(0:11.36)				
Position	#	Horse/Jockey	Barrier	Top Speed [km/h]	Fastest Section	First 400m			Margin		From Winner [m]
1	1	MOLLY BLOOM	10	69.1	0:10.71	0:26.17	0:22.05 [7]	0:11.34 [2]	1:35.83		
		Blake Shinn		400-200	400-200		(0:10.71)	(0:11.34)			
2	3	MARY SHAN	2	67.1	0:11.17	0:25.39	0:22.55 [1]	0:11.38 [1]	0.1L		-3
		Craig Grylls		600-400	400-200		(0:11.17)	(0:11.38)			
3	9	GRAIL SEEKER	9	67.8	0:10.81	0:26.18	0:22.68 [8]	0:11.87 [4]	4.4L		-2
		James Doyle		400-200	400-200		(0:10.81)	(0:11.87)			
4	11	LIVID SKY	5	67.5	0:10.92	0:26.03	0:22.76 [6]	0:11.84 [5]	4.7L		-3
		Sam Weatherley		400-200	400-200		(0:10.92)	(0:11.84)			
5	4	GLAMOUR TYCOON	4	66.7	0:11.04	0:25.91	0:23.04 [4]	0:12.00 [3]	4.9L		-2
		Samantha Spratt		400-200	400-200		(0:11.04)	(0:12.00)			
6	10	ABOUT TIME	3	65.9	0:11.23	0:26.09	0:23.09 [3]	0:11.86 [6]	5.1L		-7
		Vincent Colgan		400-200	400-200		(0:11.23)	(0:11.86)			
7	2	TULSI	7	66.6	0:11.18	0:25.92	0:23.25 [5]	0:12.07 [7]	7.5L		+5
		Michael McNab		400-200	400-200		(0:11.18)	(0:12.07)			
8	14	THE YES GIRL	1	66.2	0:11.19	0:26.56	0:23.27 [9]	0:12.08 [8]	8.6L		-5
		Kelly Myers		400-200	400-200		(0:11.19)	(0:12.08)			
9	12	NEW MILLENNIUM	11	67.0	0:11.12	0:26.53	0:23.61 [10]	0:12.49 [9]	11.9L		+2
		Masahiro Hashizume		600-400	400-200		(0:11.12)	(0:12.49)			
10	6	CHARMER	8	65.0	0:11.36	0:26.04	0:23.62 [11]	0:12.26 [11]	12.4L		+10
		Courtney Barnes		600-400	400-200		(0:11.36)	(0:12.26)			

Scratched: **Orchestral (#15)**, **Firestorm (#16)**

Track Rating: Soft 5, Weather: Overcast, Rail Position: True

Section

Field Times

L400
0:22.53
(0:11.17)

L200
0:11.36
(0:11.36)

Position	#	Horse/Jockey	Barrier	Top Speed [km/h]	Fastest Section	First 400m	L400	L200	Margin					From Winner [m]
11	7	CHICA MOJITO Matthew Cameron	12	66.2 1400-1200	0:11.26 1400-1200	0:26.53	0:23.71 [12] (0:11.38)	0:12.33 [12] (0:12.33)	13.8L					+6
12	13	SANDOKU Ulrika Holmquist	6	66.1 1400-1200	0:11.01 1400-1200	0:25.39	0:25.13 [2] (0:11.85)	0:13.28 [10] (0:13.28)	17.7L					-6

Scratched: **Orchestral (#15)**, **Firestorm (#16)**

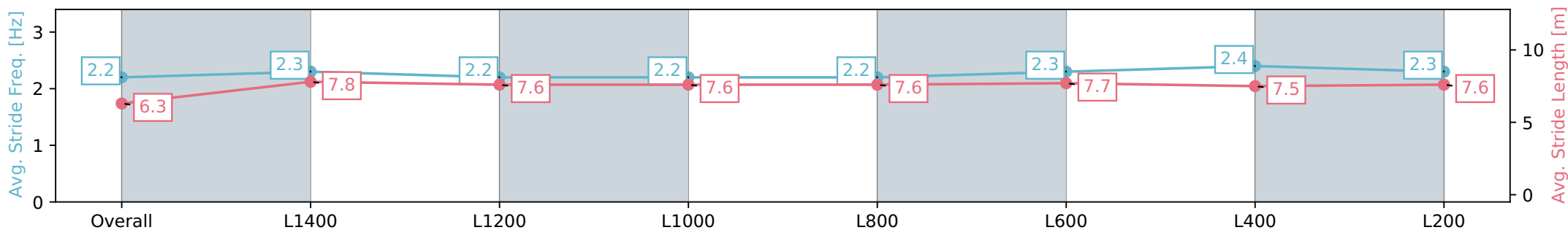
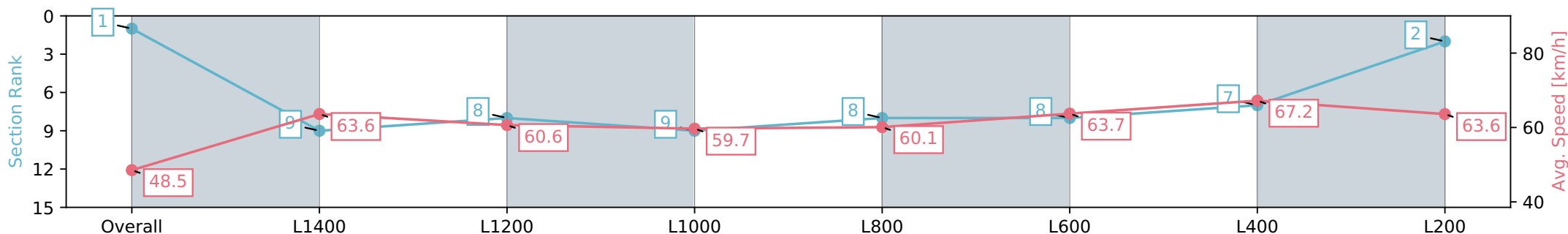
Horse/Jockey Name	MOLLY BLOOM
Finish Rank	1
Fastest Section	0:10.71 (L400)
Top Speed [km/h] (Section)	69.1 (L400)
Race State	Finished



Pukekohe Park NZ - Professional
 Race 8: HALLMARK STUD EIGHT CARAT CLASSIC - 1600m
 26 December 2023 - 4:51PM
 Track Rating: Soft 5, Weather: Overcast, Rail Position: True



Section	Overall	L1400	L1200	L1000	L800	L600	L400	L200
Section Times	1:35.83 [1] (0:14.81)	1:21.02 [9] (0:11.36)	1:09.66 [8] (0:11.86)	0:57.80 [9] (0:12.18)	0:45.62 [8] (0:12.17)	0:33.45 [8] (0:11.40)	0:22.05 [7] (0:10.71)	0:11.34 [2] (0:11.34)
Average Speed [km/h]	48.5	63.6	60.6	59.7	60.1	63.7	67.2	63.6
Top Speed [km/h]	63.9	64.3	61.7	60.9	61.1	66.6	69.1	65.5
Avg. Dist. to Rail [m]	8.5	3.7	2.3	2.0	2.3	2.8	6.8	9.0
Avg. Stride Freq. [Hz]	2.2	2.3	2.2	2.2	2.2	2.3	2.4	2.3
Avg. Stride Length [m]	6.3	7.8	7.6	7.6	7.6	7.7	7.5	7.6



Report Created: Tue 26 December 2023 15:01:26 GMT+11 (Note: Timing is based on positional data)

- [] Ranking at each section and finish
- :-:- No data available at this section
- NA No data available

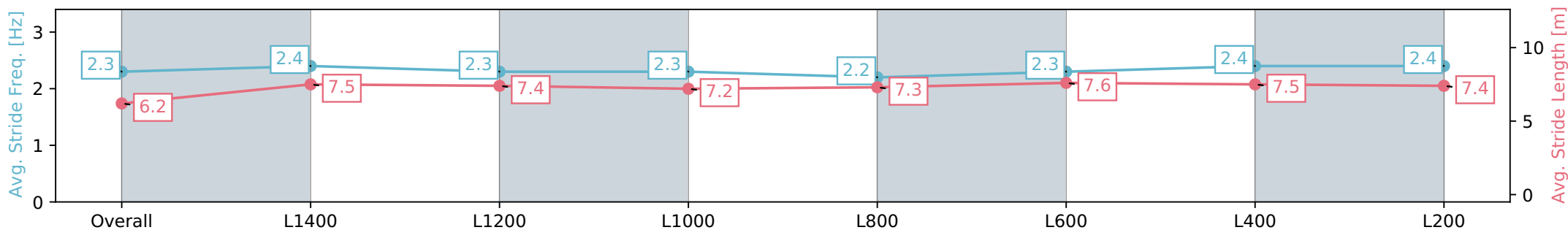
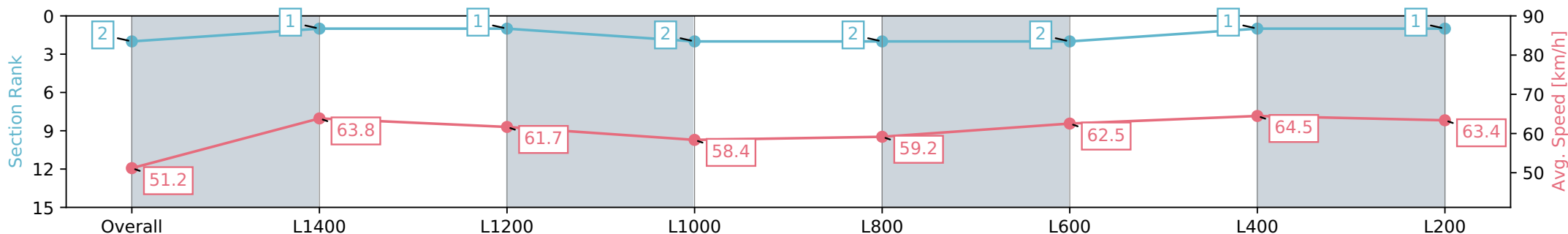
Horse/Jockey Name	MARY SHAN
Finish Rank	2
Fastest Section	0:11.17 (L400)
Top Speed [km/h] (Section)	67.1 (L600)
Race State	Finished



Pukekohe Park NZ - Professional
 Race 8: HALLMARK STUD EIGHT CARAT CLASSIC - 1600m
 26 December 2023 - 4:51PM
 Track Rating: Soft 5, Weather: Overcast, Rail Position: True



Section	Overall	L1400	L1200	L1000	L800	L600	L400	L200
Section Times	1:35.85 [2] (0:14.12)	1:21.73 [1] (0:11.27)	1:10.46 [1] (0:11.66)	0:58.80 [2] (0:12.41)	0:46.39 [2] (0:12.34)	0:34.05 [2] (0:11.50)	0:22.55 [1] (0:11.17)	0:11.38 [1] (0:11.38)
Average Speed [km/h]	51.2	63.8	61.7	58.4	59.2	62.5	64.5	63.4
Top Speed [km/h]	65.0	66.2	64.6	61.2	60.3	67.1	66.8	64.8
Avg. Dist. to Rail [m]	1.8	0.2	0.4	1.4	1.7	0.9	6.5	9.4
Avg. Stride Freq. [Hz]	2.3	2.4	2.3	2.3	2.2	2.3	2.4	2.4
Avg. Stride Length [m]	6.2	7.5	7.4	7.2	7.3	7.6	7.5	7.4



- [] Ranking at each section and finish
- :-:- No data available at this section
- NA No data available

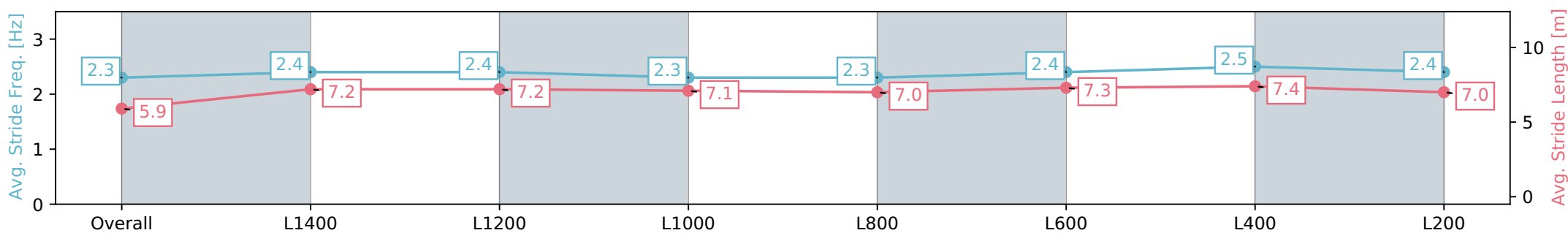
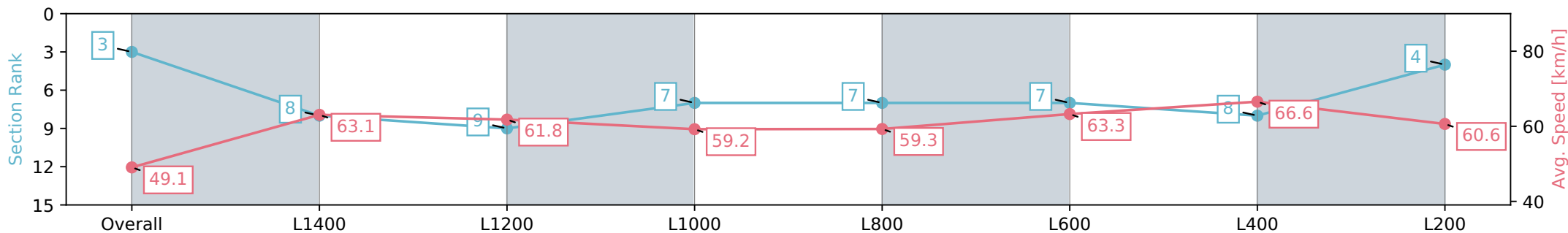
Horse/Jockey Name	GRAIL SEEKER
Finish Rank	3
Fastest Section	0:10.81 (L400)
Top Speed [km/h] (Section)	67.8 (L400)
Race State	Finished

AUCKLAND THOROUGHBRED RACING SINCE 1874

Pukekohe Park NZ - Professional
 Race 8: HALLMARK STUD EIGHT CARAT CLASSIC - 1600m
 26 December 2023 - 4:51PM
 Track Rating: Soft 5, Weather: Overcast, Rail Position: True

PUKEKOHE PARK

Section	Overall	L1400	L1200	L1000	L800	L600	L400	L200
Section Times	1:36.48 [3] (0:14.77)	1:21.71 [8] (0:11.41)	1:10.30 [9] (0:11.65)	0:58.65 [7] (0:12.26)	0:46.39 [7] (0:12.23)	0:34.16 [7] (0:11.48)	0:22.68 [8] (0:10.81)	0:11.87 [4] (0:11.87)
Average Speed [km/h]	49.1	63.1	61.8	59.2	59.3	63.3	66.6	60.6
Top Speed [km/h]	62.7	64.2	63.5	60.4	61.0	67.4	67.8	63.0
Avg. Dist. to Rail [m]	4.8	1.1	0.6	1.6	1.6	1.8	2.5	2.5
Avg. Stride Freq. [Hz]	2.3	2.4	2.4	2.3	2.3	2.4	2.5	2.4
Avg. Stride Length [m]	5.9	7.2	7.2	7.1	7.0	7.3	7.4	7.0



Report Created: Tue 26 December 2023 15:01:33 GMT+11 (Note: Timing is based on positional data)

- [] Ranking at each section and finish
- :-:- No data available at this section
- NA No data available

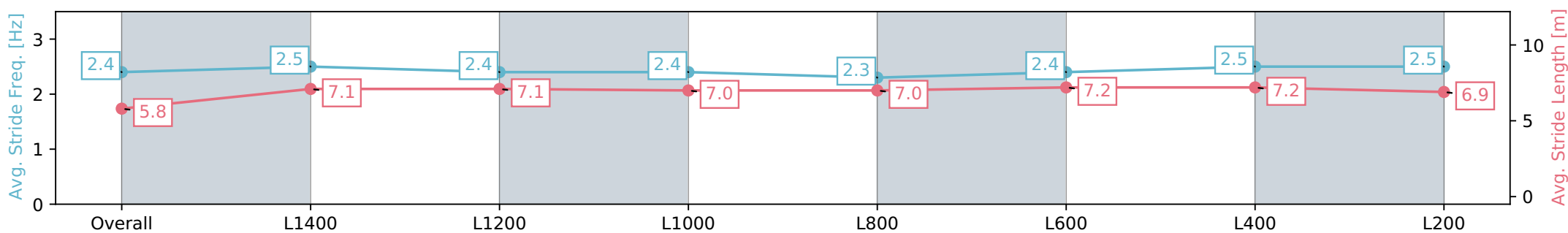
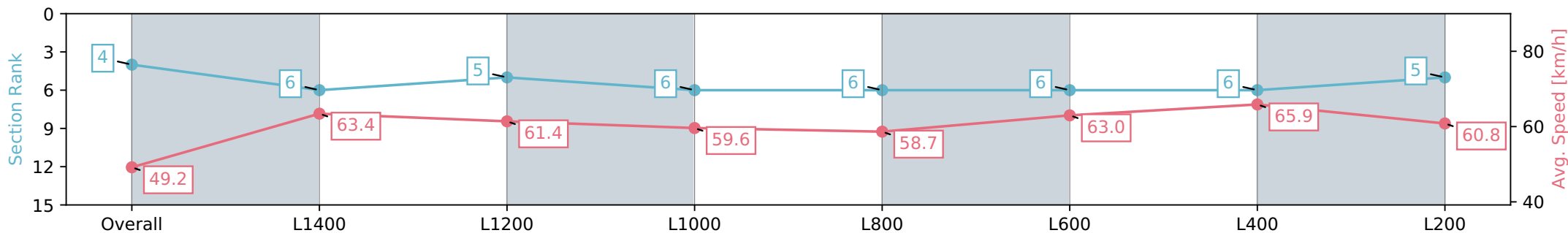
Horse/Jockey Name	LIVID SKY
Finish Rank	4
Fastest Section	0:10.92 (L400)
Top Speed [km/h] (Section)	67.5 (L400)
Race State	Finished

AUCKLAND THOROUGHBRED RACING SINCE 1874

Pukekohe Park NZ - Professional
 Race 8: HALLMARK STUD EIGHT CARAT CLASSIC - 1600m
 26 December 2023 - 4:51PM
 Track Rating: Soft 5, Weather: Overcast, Rail Position: True

PUKEKOHE PARK

Section	Overall	L1400	L1200	L1000	L800	L600	L400	L200
Section Times	1:36.53 [4] (0:14.65)	1:21.88 [6] (0:11.38)	1:10.50 [5] (0:11.71)	0:58.79 [6] (0:12.19)	0:46.60 [6] (0:12.34)	0:34.26 [6] (0:11.50)	0:22.76 [6] (0:10.92)	0:11.84 [5] (0:11.84)
Average Speed [km/h]	49.2	63.4	61.4	59.6	58.7	63.0	65.9	60.8
Top Speed [km/h]	63.2	64.9	62.4	61.4	60.8	65.9	67.5	64.4
Avg. Dist. to Rail [m]	3.7	2.0	1.1	1.5	0.8	2.1	5.2	6.5
Avg. Stride Freq. [Hz]	2.4	2.5	2.4	2.4	2.3	2.4	2.5	2.5
Avg. Stride Length [m]	5.8	7.1	7.1	7.0	7.0	7.2	7.2	6.9



Report Created: Tue 26 December 2023 15:01:37 GMT+11 (Note: Timing is based on positional data)

- [] Ranking at each section and finish
- :-:- No data available at this section
- NA No data available

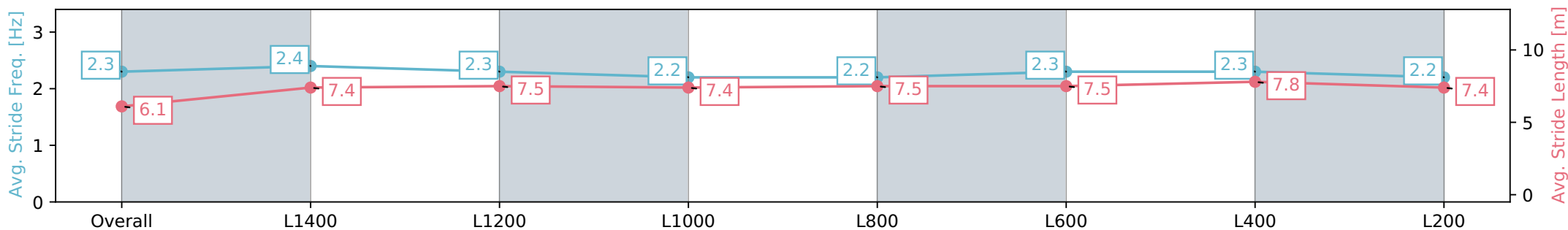
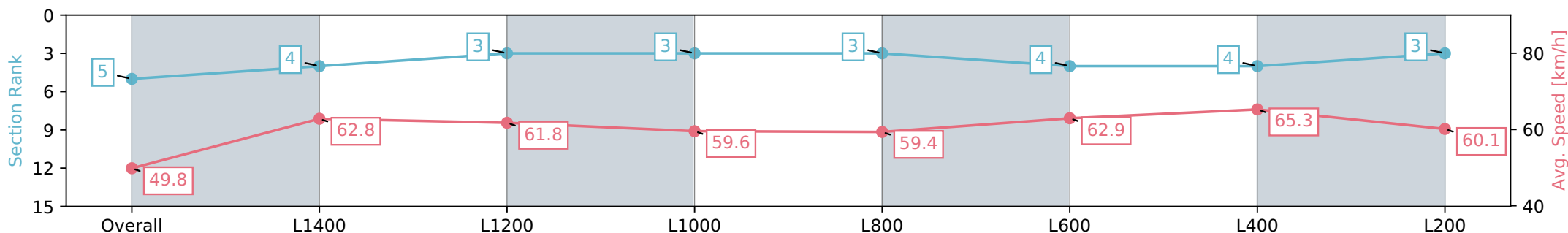
Horse/Jockey Name	GLAMOUR TYCOON
Finish Rank	5
Fastest Section	0:11.04 (L400)
Top Speed [km/h] (Section)	66.7 (L400)
Race State	Finished

AUCKLAND
THOROUGHBRED
SINCE 1874 RACING

Pukekohe Park NZ - Professional
Race 8: HALLMARK STUD EIGHT CARAT CLASSIC - 1600m
26 December 2023 - 4:51PM
Track Rating: Soft 5, Weather: Overcast, Rail Position: True

PUKEKOHE
PARK

Section	Overall	L1400	L1200	L1000	L800	L600	L400	L200
Section Times	1:36.56 [5] (0:14.46)	1:22.11 [4] (0:11.45)	1:10.66 [3] (0:11.65)	0:59.01 [3] (0:12.13)	0:46.88 [3] (0:12.32)	0:34.56 [4] (0:11.52)	0:23.04 [4] (0:11.04)	0:12.00 [3] (0:12.00)
Average Speed [km/h]	49.8	62.8	61.8	59.6	59.4	62.9	65.3	60.1
Top Speed [km/h]	64.6	64.5	62.9	62.1	60.7	65.3	66.7	64.3
Avg. Dist. to Rail [m]	2.6	0.3	0.5	1.0	2.4	2.9	6.7	7.9
Avg. Stride Freq. [Hz]	2.3	2.4	2.3	2.2	2.2	2.3	2.3	2.2
Avg. Stride Length [m]	6.1	7.4	7.5	7.4	7.5	7.5	7.8	7.4



Report Created: Tue 26 December 2023 15:01:41 GMT+11 (Note: Timing is based on positional data)

Page 9/16

- [] Ranking at each section and finish
- :-:- No data available at this section
- NA No data available

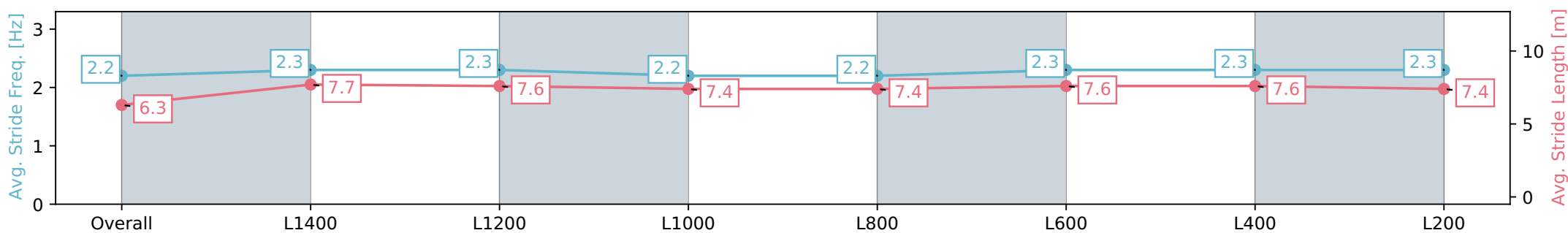
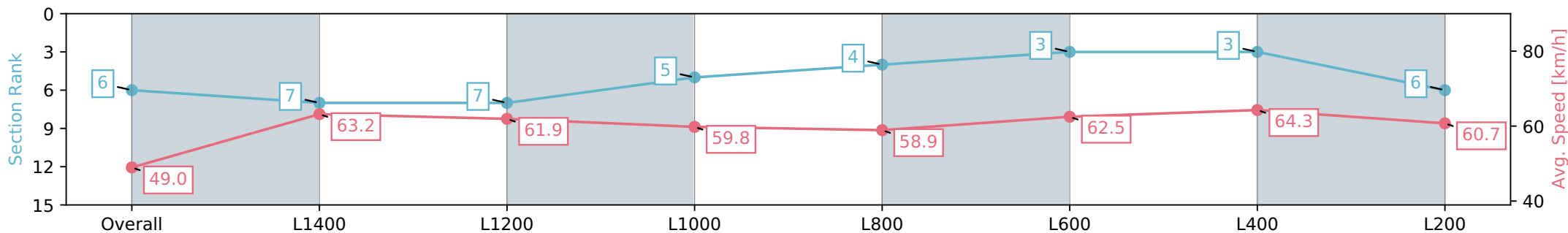
Horse/Jockey Name	ABOUT TIME
Finish Rank	6
Fastest Section	0:11.23 (L400)
Top Speed [km/h] (Section)	65.9 (L400)
Race State	Finished



Pukekohe Park NZ - Professional
 Race 8: HALLMARK STUD EIGHT CARAT CLASSIC - 1600m
 26 December 2023 - 4:51PM
 Track Rating: Soft 5, Weather: Overcast, Rail Position: True



Section	Overall	L1400	L1200	L1000	L800	L600	L400	L200
Section Times	1:36.59 [6] (0:14.72)	1:21.87 [7] (0:11.37)	1:10.50 [7] (0:11.61)	0:58.89 [5] (0:12.04)	0:46.85 [4] (0:12.24)	0:34.61 [3] (0:11.52)	0:23.09 [3] (0:11.23)	0:11.86 [6] (0:11.86)
Average Speed [km/h]	49.0	63.2	61.9	59.8	58.9	62.5	64.3	60.7
Top Speed [km/h]	62.7	64.8	63.4	61.4	61.0	65.6	65.9	63.2
Avg. Dist. to Rail [m]	1.6	2.4	1.9	0.5	0.4	1.1	3.8	4.7
Avg. Stride Freq. [Hz]	2.2	2.3	2.3	2.2	2.2	2.3	2.3	2.3
Avg. Stride Length [m]	6.3	7.7	7.6	7.4	7.4	7.6	7.6	7.4



Report Created: Tue 26 December 2023 15:01:44 GMT+11 (Note: Timing is based on positional data)

- [] Ranking at each section and finish
- :-:- No data available at this section
- NA No data available

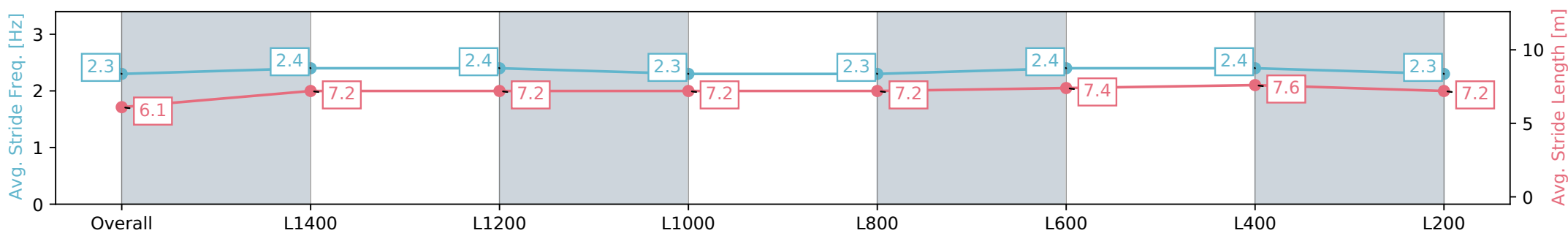
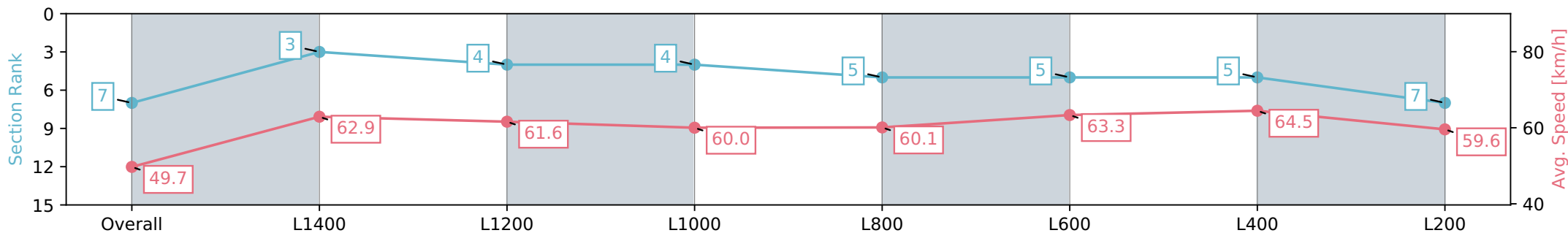
Horse/Jockey Name	TULSI
Finish Rank	7
Fastest Section	0:11.18 (L400)
Top Speed [km/h] (Section)	66.6 (L400)
Race State	Finished



Pukekohe Park NZ - Professional
 Race 8: HALLMARK STUD EIGHT CARAT CLASSIC - 1600m
 26 December 2023 - 4:51PM
 Track Rating: Soft 5, Weather: Overcast, Rail Position: True



Section	Overall	L1400	L1200	L1000	L800	L600	L400	L200
Section Times	1:36.96 [7] (0:14.44)	1:22.52 [3] (0:11.48)	1:11.04 [4] (0:11.68)	0:59.36 [4] (0:12.28)	0:47.07 [5] (0:12.30)	0:34.77 [5] (0:11.52)	0:23.25 [5] (0:11.18)	0:12.07 [7] (0:12.07)
Average Speed [km/h]	49.7	62.9	61.6	60.0	60.1	63.3	64.5	59.6
Top Speed [km/h]	63.7	64.0	62.7	61.2	61.8	65.3	66.6	61.8
Avg. Dist. to Rail [m]	4.2	1.8	2.4	4.4	4.4	3.3	5.6	7.3
Avg. Stride Freq. [Hz]	2.3	2.4	2.4	2.3	2.3	2.4	2.4	2.3
Avg. Stride Length [m]	6.1	7.2	7.2	7.2	7.2	7.4	7.6	7.2



Report Created: Tue 26 December 2023 15:01:48 GMT+11 (Note: Timing is based on positional data)

- [] Ranking at each section and finish
- :-:- No data available at this section
- NA No data available

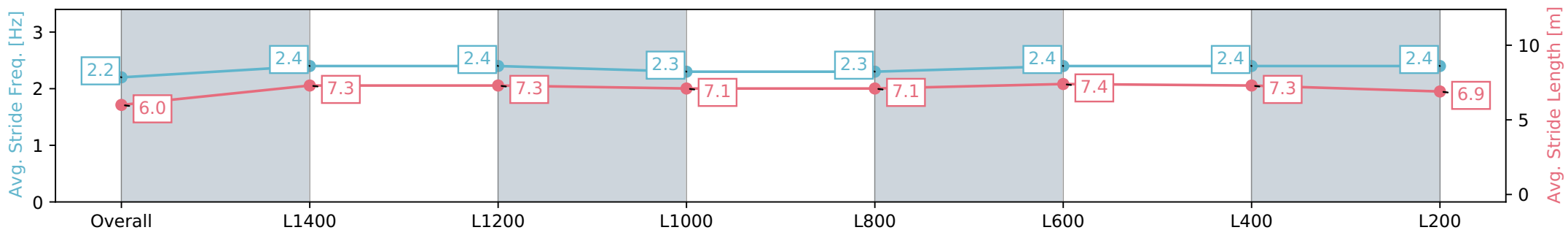
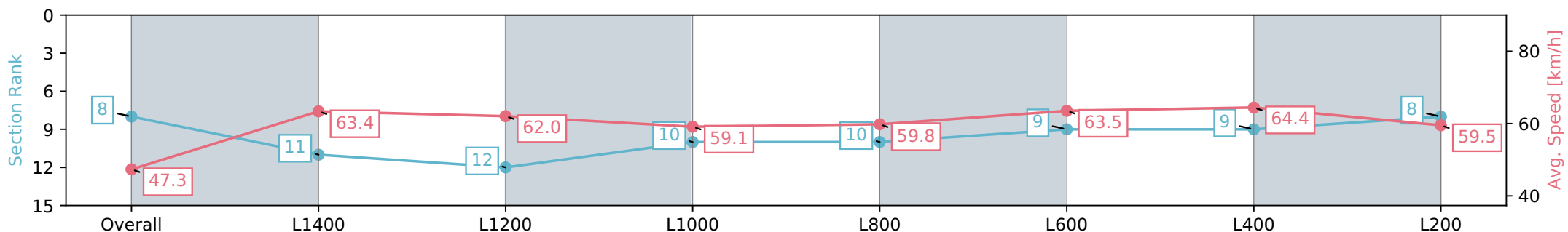
Horse/Jockey Name	THE YES GIRL
Finish Rank	8
Fastest Section	0:11.19 (L400)
Top Speed [km/h] (Section)	66.2 (L400)
Race State	Finished



Pukekohe Park NZ - Professional
 Race 8: HALLMARK STUD EIGHT CARAT CLASSIC - 1600m
 26 December 2023 - 4:51PM
 Track Rating: Soft 5, Weather: Overcast, Rail Position: True



Section	Overall	L1400	L1200	L1000	L800	L600	L400	L200
Section Times	1:37.12 [8] (0:15.19)	1:21.93 [11] (0:11.37)	1:10.56 [12] (0:11.59)	0:58.97 [10] (0:12.22)	0:46.75 [10] (0:12.10)	0:34.65 [9] (0:11.38)	0:23.27 [9] (0:11.19)	0:12.08 [8] (0:12.08)
Average Speed [km/h]	47.3	63.4	62.0	59.1	59.8	63.5	64.4	59.5
Top Speed [km/h]	62.4	64.5	63.4	60.3	61.9	65.8	66.2	62.7
Avg. Dist. to Rail [m]	0.8	0.4	1.2	0.7	1.0	1.9	4.4	5.6
Avg. Stride Freq. [Hz]	2.2	2.4	2.4	2.3	2.3	2.4	2.4	2.4
Avg. Stride Length [m]	6.0	7.3	7.3	7.1	7.1	7.4	7.3	6.9



Report Created: Tue 26 December 2023 15:01:52 GMT+11 (Note: Timing is based on positional data)

- [] Ranking at each section and finish
- :-:- No data available at this section
- NA No data available

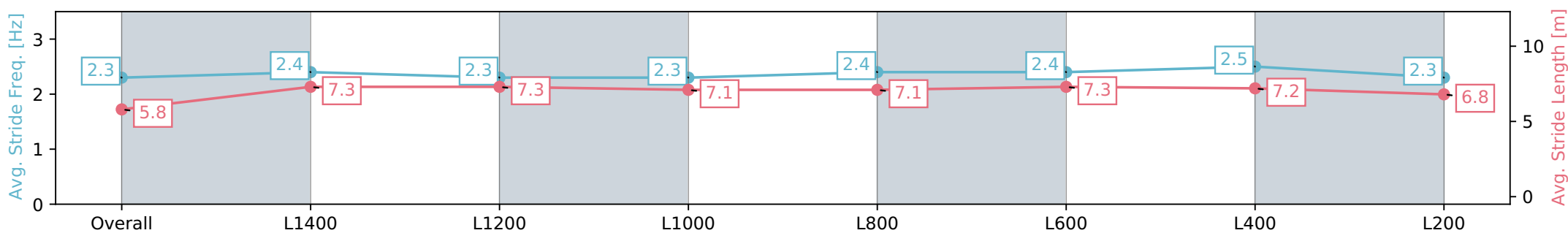
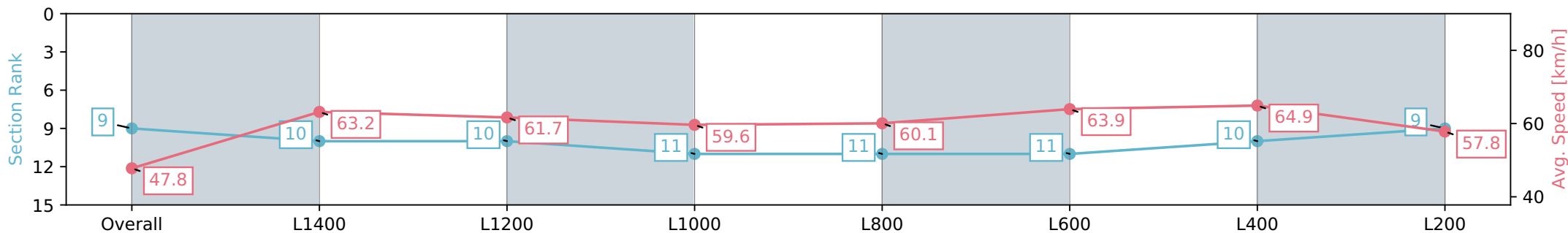
Horse/Jockey Name	NEW MILLENNIUM
Finish Rank	9
Fastest Section	0:11.12 (L400)
Top Speed [km/h] (Section)	67.0 (L600)
Race State	Finished



Pukekohe Park NZ - Professional
 Race 8: HALLMARK STUD EIGHT CARAT CLASSIC - 1600m
 26 December 2023 - 4:51PM
 Track Rating: Soft 5, Weather: Overcast, Rail Position: True



Section	Overall	L1400	L1200	L1000	L800	L600	L400	L200
Section Times	1:37.61 [9] (0:15.17)	1:22.44 [10] (0:11.36)	1:11.08 [10] (0:11.69)	0:59.39 [11] (0:12.21)	0:47.18 [11] (0:12.22)	0:34.96 [11] (0:11.35)	0:23.61 [10] (0:11.12)	0:12.49 [9] (0:12.49)
Average Speed [km/h]	47.8	63.2	61.7	59.6	60.1	63.9	64.9	57.8
Top Speed [km/h]	63.3	64.2	63.4	60.7	63.0	67.0	66.9	61.0
Avg. Dist. to Rail [m]	6.6	1.1	0.6	2.2	3.4	2.6	6.5	7.4
Avg. Stride Freq. [Hz]	2.3	2.4	2.3	2.3	2.4	2.4	2.5	2.3
Avg. Stride Length [m]	5.8	7.3	7.3	7.1	7.1	7.3	7.2	6.8



Report Created: Tue 26 December 2023 15:01:55 GMT+11 (Note: Timing is based on positional data)

- [] Ranking at each section and finish
- :-:- No data available at this section
- NA No data available

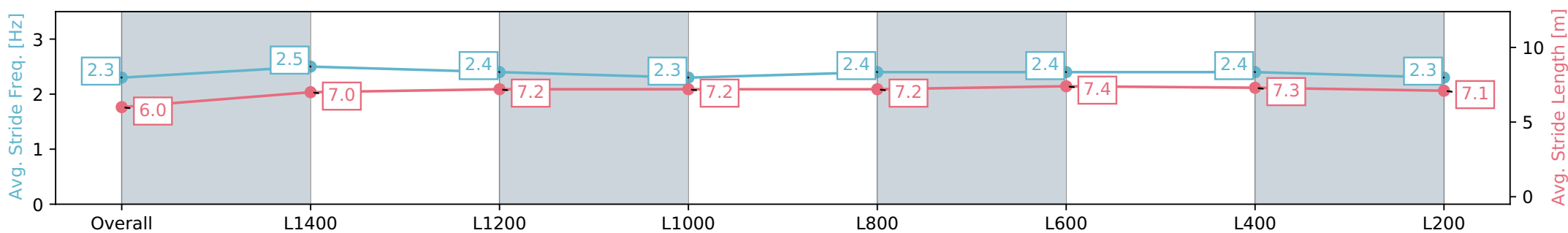
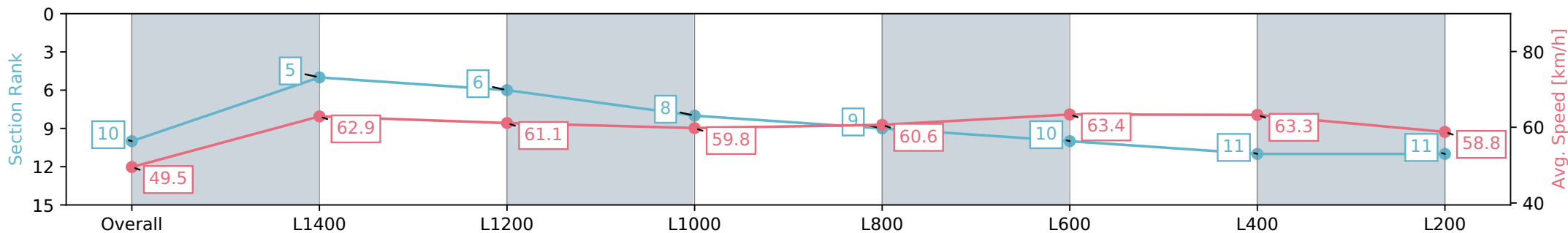
Horse/Jockey Name	CHARMER
Finish Rank	10
Fastest Section	0:11.36 (L400)
Top Speed [km/h] (Section)	65.0 (L600)
Race State	Finished



Pukekohe Park NZ - Professional
 Race 8: HALLMARK STUD EIGHT CARAT CLASSIC - 1600m
 26 December 2023 - 4:51PM
 Track Rating: Soft 5, Weather: Overcast, Rail Position: True



Section	Overall	L1400	L1200	L1000	L800	L600	L400	L200
Section Times	1:37.69 [10] (0:14.56)	1:23.13 [5] (0:11.48)	1:11.65 [6] (0:11.79)	0:59.86 [8] (0:12.40)	0:47.46 [9] (0:12.28)	0:35.17 [10] (0:11.55)	0:23.62 [11] (0:11.36)	0:12.26 [11] (0:12.26)
Average Speed [km/h]	49.5	62.9	61.1	59.8	60.6	63.4	63.3	58.8
Top Speed [km/h]	62.9	64.8	62.6	61.2	62.2	65.0	64.9	61.1
Avg. Dist. to Rail [m]	7.7	2.7	2.7	5.2	5.5	5.0	6.9	5.4
Avg. Stride Freq. [Hz]	2.3	2.5	2.4	2.3	2.4	2.4	2.4	2.3
Avg. Stride Length [m]	6.0	7.0	7.2	7.2	7.2	7.4	7.3	7.1



Report Created: Tue 26 December 2023 15:01:59 GMT+11 (Note: Timing is based on positional data)

- [] Ranking at each section and finish
- :-:- No data available at this section
- NA No data available

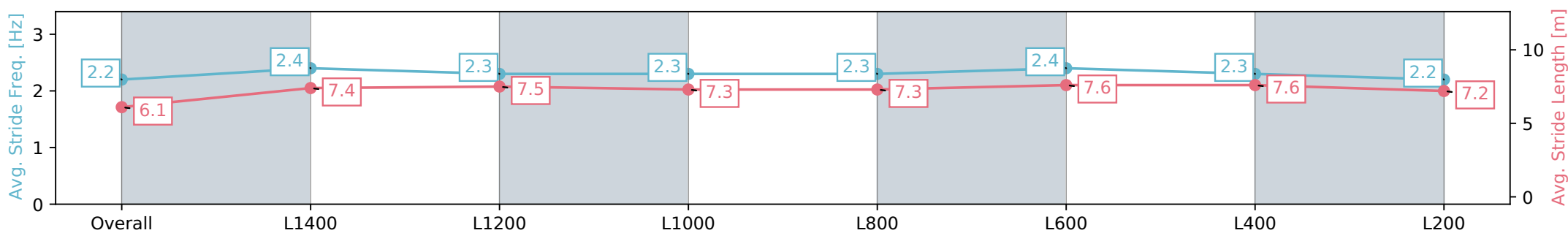
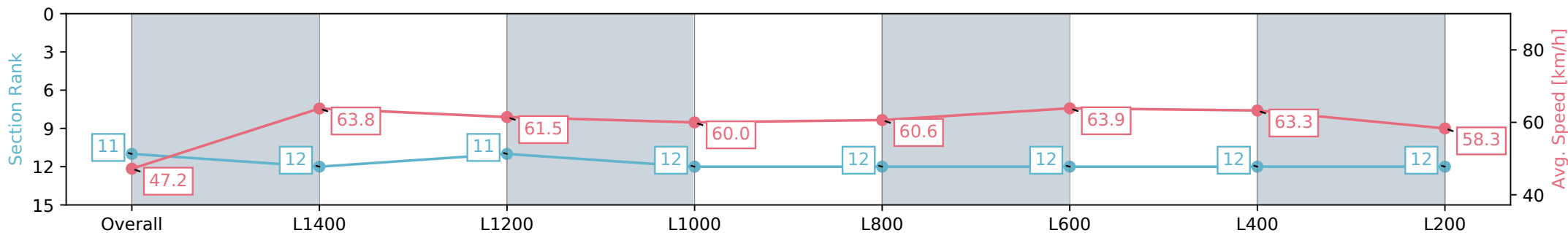
Horse/Jockey Name	CHICA MOJITO
Finish Rank	11
Fastest Section	0:11.26 (L1400)
Top Speed [km/h] (Section)	66.2 (L1400)
Race State	Finished

AUCKLAND THOROUGHBRED RACING SINCE 1874

Pukekohe Park NZ - Professional
 Race 8: HALLMARK STUD EIGHT CARAT CLASSIC - 1600m
 26 December 2023 - 4:51PM
 Track Rating: Soft 5, Weather: Overcast, Rail Position: True

PUKEKOHE PARK

Section	Overall	L1400	L1200	L1000	L800	L600	L400	L200
Section Times	1:37.90 [11] (0:15.27)	1:22.63 [12] (0:11.26)	1:11.37 [11] (0:11.72)	0:59.65 [12] (0:12.31)	0:47.34 [12] (0:12.17)	0:35.17 [12] (0:11.46)	0:23.71 [12] (0:11.38)	0:12.33 [12] (0:12.33)
Average Speed [km/h]	47.2	63.8	61.5	60.0	60.6	63.9	63.3	58.3
Top Speed [km/h]	63.0	66.2	63.1	61.8	62.5	65.0	64.8	61.0
Avg. Dist. to Rail [m]	8.7	3.2	3.1	3.8	4.1	5.1	9.8	9.5
Avg. Stride Freq. [Hz]	2.2	2.4	2.3	2.3	2.3	2.4	2.3	2.2
Avg. Stride Length [m]	6.1	7.4	7.5	7.3	7.3	7.6	7.6	7.2



Report Created: Tue 26 December 2023 15:02:03 GMT+11 (Note: Timing is based on positional data)

- [] Ranking at each section and finish
- :-:- No data available at this section
- NA No data available

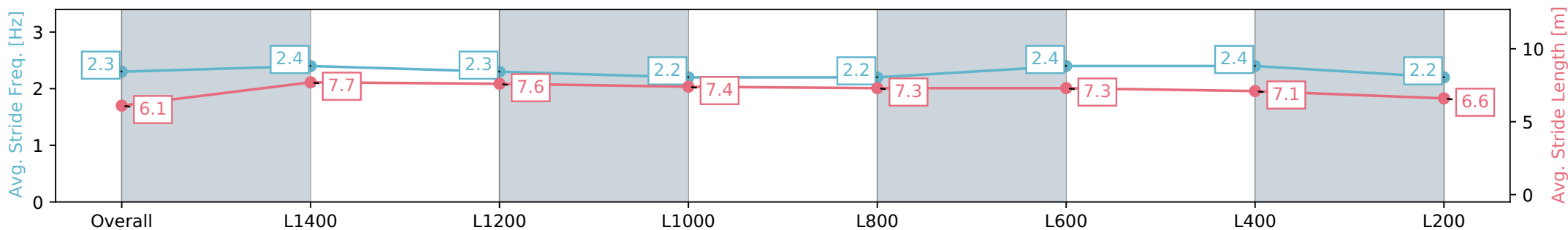
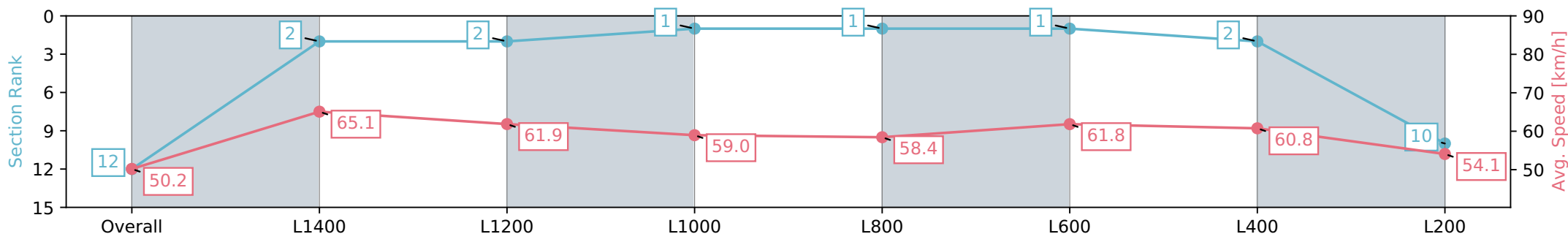
Horse/Jockey Name	SANDOKU
Finish Rank	12
Fastest Section	0:11.01 (L1400)
Top Speed [km/h] (Section)	66.1 (L1400)
Race State	Finished



Pukekohe Park NZ - Professional
 Race 8: HALLMARK STUD EIGHT CARAT CLASSIC - 1600m
 26 December 2023 - 4:51PM
 Track Rating: Soft 5, Weather: Overcast, Rail Position: True



Section	Overall	L1400	L1200	L1000	L800	L600	L400	L200
Section Times	1:38.49 [12] (0:14.38)	1:24.11 [2] (0:11.01)	1:13.10 [2] (0:11.66)	1:01.44 [1] (0:12.28)	0:49.16 [1] (0:12.41)	0:36.75 [1] (0:11.62)	0:25.13 [2] (0:11.85)	0:13.28 [10] (0:13.28)
Average Speed [km/h]	50.2	65.1	61.9	59.0	58.4	61.8	60.8	54.1
Top Speed [km/h]	64.7	66.1	63.2	61.2	60.8	63.9	63.9	57.1
Avg. Dist. to Rail [m]	3.0	0.4	0.7	0.9	1.2	0.5	0.5	1.3
Avg. Stride Freq. [Hz]	2.3	2.4	2.3	2.2	2.2	2.4	2.4	2.2
Avg. Stride Length [m]	6.1	7.7	7.6	7.4	7.3	7.3	7.1	6.6



Report Created: Tue 26 December 2023 15:02:06 GMT+11 (Note: Timing is based on positional data)

- [] Ranking at each section and finish
- :-:- No data available at this section
- NA No data available