

Track Rating: Soft 7, Weather: Showery, Rail Position: True

Section		Overall											From Winner	
Field Times		1:23.00											[m]	
Position	#	Horse/Jockey	Barrier	Top Speed [km/h]	Fastest Section	First 400m	(0:14.30)	(0:11.06)	(0:11.53)	(0:11.64)	(0:11.34)	(0:23.13)	(0:11.16)	
1	4	PENDRAGON	10	66.9	0:11.06	0:25.36	1:23.00	1:08.70 [1]	0:57.64 [1]	0:46.11 [1]	0:34.47 [1]	0:23.14 [1]		
		Niranjan Parmar		1200-1000	1200-1000		(0:14.30)	(0:11.06)	(0:11.53)	(0:11.64)	(0:11.33)	(0:11.17)		
2	11	QUINTESSA	1	67.5	0:11.08	0:25.73	1:23.03	1:08.65 [3]	0:57.30 [3]	0:45.67 [4]	0:34.08 [4]	0:22.90 [3]		-2
		Michael McNab		600-400	400-200		(0:14.38)	(0:11.35)	(0:11.63)	(0:11.59)	(0:11.18)	(0:11.08)		
3	10	LUBERON	11	67.4	0:10.90	0:26.08	1:23.40	1:08.51 [7]	0:57.32 [6]	0:45.66 [6]	0:33.99 [7]	0:22.80 [7]		+4
		Vincent Colgan		400-200	400-200		(0:14.89)	(0:11.19)	(0:11.66)	(0:11.67)	(0:11.19)	(0:10.90)		
4	12	TOSSUFORIT	7	66.9	0:11.12	0:25.48	1:23.42	1:09.06 [2]	0:57.94 [2]	0:46.50 [2]	0:34.84 [2]	0:23.53 [2]		+2
		Samantha Spratt		1200-1000	1200-1000		(0:14.36)	(0:11.12)	(0:11.44)	(0:11.66)	(0:11.31)	(0:11.28)		
5	3	JUST AS SHARP	2	66.4	0:11.22	0:26.01	1:23.52	1:08.95 [5]	0:57.51 [5]	0:46.02 [5]	0:34.50 [5]	0:23.20 [6]		+0
		Ryan Elliot		600-400	400-200		(0:14.56)	(0:11.44)	(0:11.49)	(0:11.52)	(0:11.30)	(0:11.22)		
6	2	ZABMANZOR	4	67.7	0:10.98	0:26.24	1:23.54	1:08.64 [8]	0:57.30 [7]	0:45.67 [7]	0:34.22 [6]	0:23.24 [5]		-1
		Masahiro Hashizume		600-400	600-400		(0:14.90)	(0:11.34)	(0:11.63)	(0:11.45)	(0:10.98)	(0:11.12)		
7	9	IMPENDABELLE	8	68.2	0:10.91	0:26.47	1:23.73	1:08.74 [10]	0:57.26 [10]	0:45.52 [10]	0:33.95 [10]	0:22.91 [9]		+7
		Kazuya Asano		400-200	400-200		(0:14.99)	(0:11.48)	(0:11.74)	(0:11.56)	(0:11.04)	(0:10.91)		
8	5	DECEMBER	5	67.7	0:11.13	0:26.35	1:23.91	1:08.93 [9]	0:57.56 [9]	0:45.73 [9]	0:34.34 [8]	0:23.21 [8]		-3
		Craig Grylls		400-200	600-400		(0:14.98)	(0:11.37)	(0:11.83)	(0:11.39)	(0:11.13)	(0:11.28)		
9	7	SINHAMAN	3	66.1	0:11.21	0:25.84	1:23.93	1:09.40 [4]	0:58.09 [4]	0:46.74 [3]	0:35.06 [3]	0:23.69 [4]		+0
		Sam Weatherley		600-400	400-200		(0:14.53)	(0:11.31)	(0:11.35)	(0:11.68)	(0:11.37)	(0:11.21)		
10	8	MONDAY MELODY	6	66.4	0:11.15	0:26.61	1:24.51	1:09.36 [11]	0:57.90 [11]	0:46.10 [11]	0:34.57 [11]	0:23.43 [11]		-7
		James Doyle		600-400	600-400		(0:15.15)	(0:11.46)	(0:11.80)	(0:11.52)	(0:11.15)	(0:11.32)		

Scratched: Geriatrix (#13)

Track Rating: Soft 7, Weather: Showery, Rail Position: True

Section							Overall	L1200	L1000	L800	L600	L400		
Field Times							1:23.00	1:08.70	0:57.64	0:46.11	0:34.47	0:23.13		
							(0:14.30)	(0:11.06)	(0:11.53)	(0:11.64)	(0:11.34)	(0:11.16)		
Position	#	Horse/Jockey	Barrier	Top Speed [km/h]	Fastest Section	First 400m								From Winner [m]
11	1	TOKYO TYCOON	9	66.1	0:11.09	0:26.33	1:24.75	1:09.89 [6]	0:58.42 [8]	0:46.56 [8]	0:35.02 [9]	0:23.69 [10]		+5
		Owen Bosson		400-200	400-200		(0:14.86)	(0:11.47)	(0:11.85)	(0:11.55)	(0:11.33)	(0:11.09)		

Scratched: Geriatrix (#13)

Track Rating: Soft 7, Weather: Showery, Rail Position: True

Section
Field Times

L200
0:11.97
(0:11.97)

Position	#	Horse/Jockey	Barrier	Top Speed [km/h]	Fastest Section	First 400m	Margin							From Winner [m]
1	4	PENDRAGON Niranjan Parmar	10	66.9 1200-1000	0:11.06 1200-1000	0:25.36	0:11.97 [1] (0:11.97)	1:23.00						
2	11	QUINTESSA Michael McNab	1	67.5 600-400	0:11.08 400-200	0:25.73	0:11.82 [3] (0:11.82)	0.2L						-2
3	10	LUBERON Vincent Colgan	11	67.4 400-200	0:10.90 400-200	0:26.08	0:11.90 [6] (0:11.90)	2.6L						+4
4	12	TOSSUFORIT Samantha Spratt	7	66.9 1200-1000	0:11.12 1200-1000	0:25.48	0:12.24 [2] (0:12.24)	2.8L						+2
5	3	JUST AS SHARP Ryan Elliot	2	66.4 600-400	0:11.22 400-200	0:26.01	0:11.98 [7] (0:11.98)	3.5L						+0
6	2	ZABMANZOR Masahiro Hashizume	4	67.7 600-400	0:10.98 600-400	0:26.24	0:12.12 [4] (0:12.12)	3.6L						-1
7	9	IMPENABELLE Kazuya Asano	8	68.2 400-200	0:10.91 400-200	0:26.47	0:12.00 [8] (0:12.00)	4.9L						+7
8	5	DECEMBER Craig Grylls	5	67.7 400-200	0:11.13 600-400	0:26.35	0:11.92 [9] (0:11.92)	6.0L						-3
9	7	SINHAMAN Sam Weatherley	3	66.1 600-400	0:11.21 400-200	0:25.84	0:12.48 [5] (0:12.48)	6.2L						+0
10	8	MONDAY MELODY James Doyle	6	66.4 600-400	0:11.15 600-400	0:26.61	0:12.11 [11] (0:12.11)	10.1L						-7

Scratched: Geriatrix (#13)

Track Rating: Soft 7, Weather: Showery, Rail Position: True

Section
Field Times

L200
0:11.97
(0:11.97)

Position	#	Horse/Jockey	Barrier	Top Speed [km/h]	Fastest Section	First 400m	Margin	From Winner [m]	
11	1	TOKYO TYCOON	9	66.1	0:11.09	0:26.33	0:12.60 [10]	11.6L	+5
		Owen Bosson		400-200	400-200		(0:12.60)		

Scratched: Geriatrix (#13)

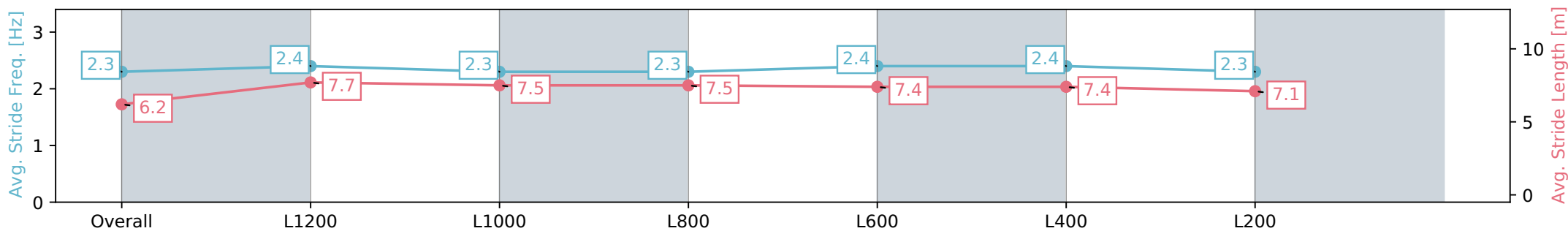
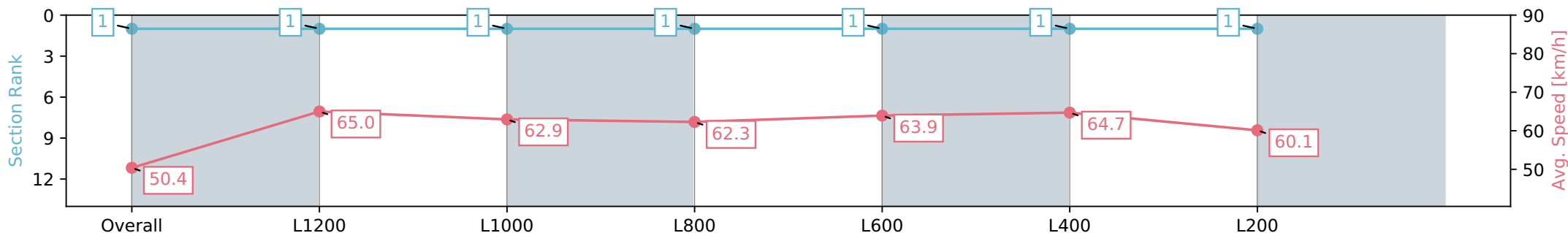
Horse/Jockey Name	PENDRAGON
Finish Rank	1
Fastest Section	0:11.06 (L1200)
Top Speed [km/h] (Section)	66.9 (L1200)
Race State	Finished



Pukekohe Park NZ - Professional
 Race 6: SHAW'S WIRE ROPES AUCKLAND GUINEAS - 1400m
 26 December 2023 - 3:43PM
 Track Rating: Soft 7, Weather: Showery, Rail Position: True



Section	Overall	L1200	L1000	L800	L600	L400	L200
Section Times	1:23.00 [1] (0:14.30)	1:08.70 [1] (0:11.06)	0:57.64 [1] (0:11.53)	0:46.11 [1] (0:11.64)	0:34.47 [1] (0:11.33)	0:23.14 [1] (0:11.17)	0:11.97 [1] (0:11.97)
Average Speed [km/h]	50.4	65.0	62.9	62.3	63.9	64.7	60.1
Top Speed [km/h]	66.4	66.9	64.6	63.2	66.0	66.1	62.6
Avg. Dist. to Rail [m]	6.6	1.5	1.0	0.9	3.0	8.1	11.3
Avg. Stride Freq. [Hz]	2.3	2.4	2.3	2.3	2.4	2.4	2.3
Avg. Stride Length [m]	6.2	7.7	7.5	7.5	7.4	7.4	7.1



Report Created: Tue 26 December 2023 14:05:03 GMT+11 (Note: Timing is based on positional data)

- [] Ranking at each section and finish
- :-:- No data available at this section
- NA No data available

Horse/Jockey Name	QUINTESSA
Finish Rank	2
Fastest Section	0:11.08 (L400)
Top Speed [km/h] (Section)	67.5 (L600)
Race State	Finished



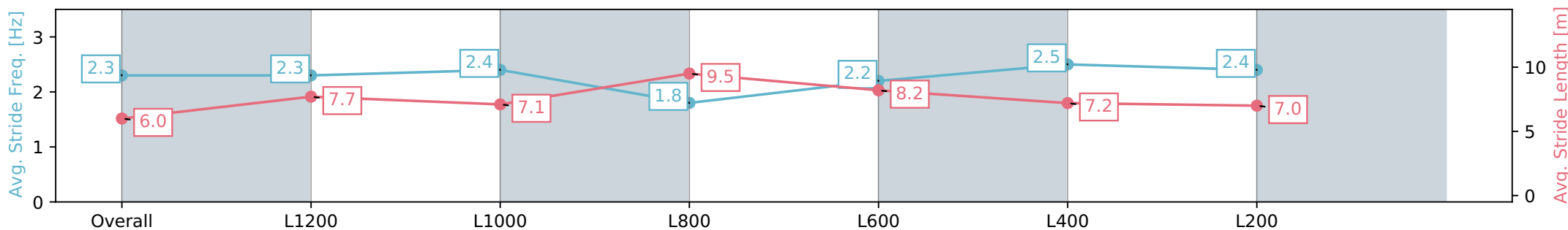
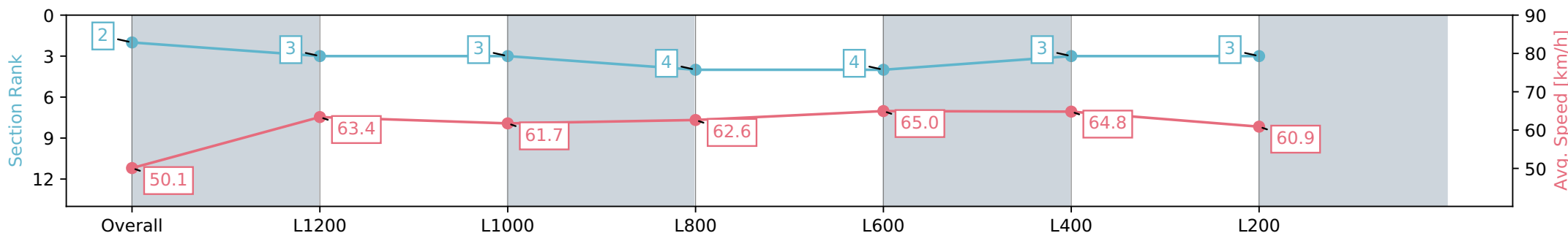
Pukekohe Park NZ - Professional
 Race 6: SHAW'S WIRE ROPES AUCKLAND GUINEAS - 1400m



26 December 2023 - 3:43PM

Track Rating: Soft 7, Weather: Showery, Rail Position: True

Section	Overall	L1200	L1000	L800	L600	L400	L200
Section Times	1:23.03 [2] (0:14.38)	1:08.65 [3] (0:11.35)	0:57.30 [3] (0:11.63)	0:45.67 [4] (0:11.59)	0:34.08 [4] (0:11.18)	0:22.90 [3] (0:11.08)	0:11.82 [3] (0:11.82)
Average Speed [km/h]	50.1	63.4	61.7	62.6	65.0	64.8	60.9
Top Speed [km/h]	64.3	64.4	62.8	63.5	67.5	67.2	63.2
Avg. Dist. to Rail [m]	0.6	0.4	0.5	0.9	2.1	4.5	7.5
Avg. Stride Freq. [Hz]	2.3	2.3	2.4	1.8	2.2	2.5	2.4
Avg. Stride Length [m]	6.0	7.7	7.1	9.5	8.2	7.2	7.0



- [] Ranking at each section and finish
- :-:- No data available at this section
- NA No data available

Horse/Jockey Name	LUBERON
Finish Rank	3
Fastest Section	0:10.90 (L400)
Top Speed [km/h] (Section)	67.4 (L400)
Race State	Finished



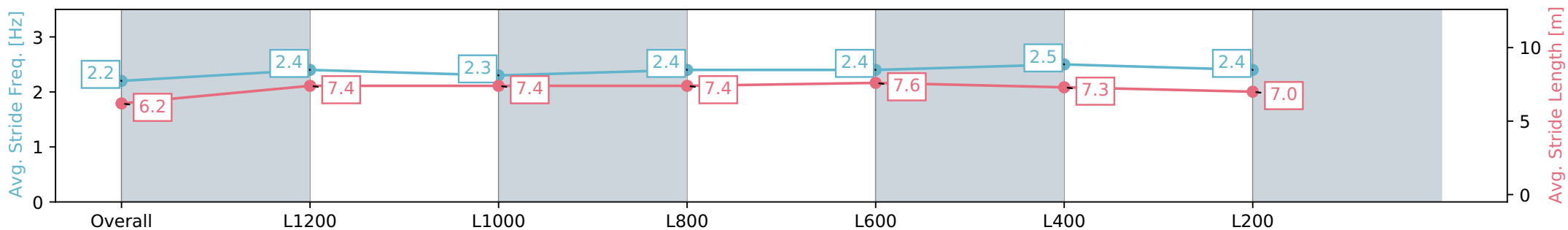
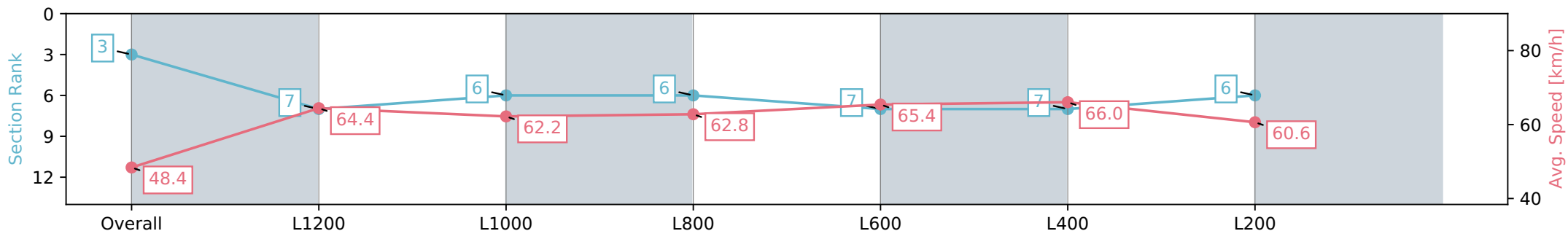
Pukekohe Park NZ - Professional
 Race 6: SHAW'S WIRE ROPES AUCKLAND GUINEAS - 1400m



26 December 2023 - 3:43PM

Track Rating: Soft 7, Weather: Showery, Rail Position: True

Section	Overall	L1200	L1000	L800	L600	L400	L200
Section Times	1:23.40 [3] (0:14.89)	1:08.51 [7] (0:11.19)	0:57.32 [6] (0:11.66)	0:45.66 [6] (0:11.67)	0:33.99 [7] (0:11.19)	0:22.80 [7] (0:10.90)	0:11.90 [6] (0:11.90)
Average Speed [km/h]	48.4	64.4	62.2	62.8	65.4	66.0	60.6
Top Speed [km/h]	65.9	66.3	64.0	65.0	66.8	67.4	63.8
Avg. Dist. to Rail [m]	5.9	1.4	1.5	3.3	4.8	11.0	12.7
Avg. Stride Freq. [Hz]	2.2	2.4	2.3	2.4	2.4	2.5	2.4
Avg. Stride Length [m]	6.2	7.4	7.4	7.4	7.6	7.3	7.0



- [] Ranking at each section and finish
- :-:- No data available at this section
- NA No data available

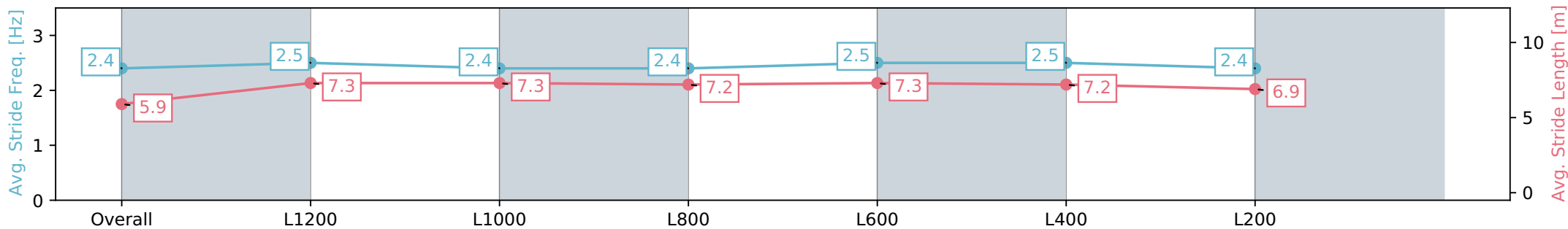
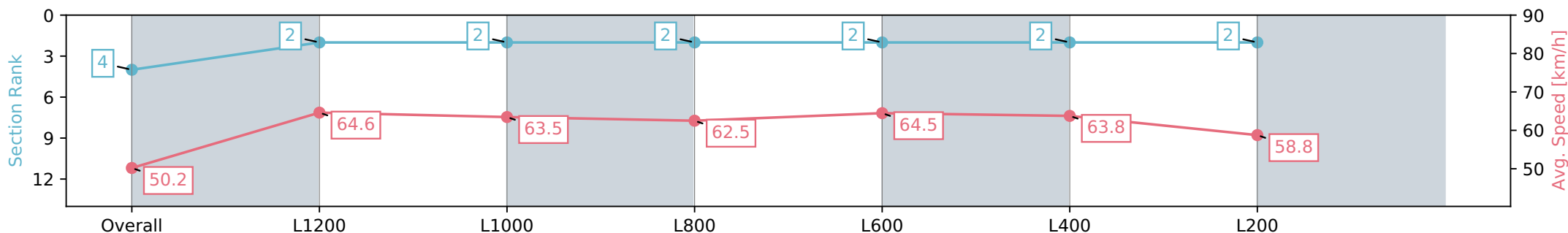
Horse/Jockey Name	TOSSUFORIT
Finish Rank	4
Fastest Section	0:11.12 (L1200)
Top Speed [km/h] (Section)	66.9 (L1200)
Race State	Finished



Pukekohe Park NZ - Professional
 Race 6: SHAW'S WIRE ROPES AUCKLAND GUINEAS - 1400m
 26 December 2023 - 3:43PM
 Track Rating: Soft 7, Weather: Showery, Rail Position: True



Section	Overall	L1200	L1000	L800	L600	L400	L200
Section Times	1:23.42 [4] (0:14.36)	1:09.06 [2] (0:11.12)	0:57.94 [2] (0:11.44)	0:46.50 [2] (0:11.66)	0:34.84 [2] (0:11.31)	0:23.53 [2] (0:11.28)	0:12.24 [2] (0:12.24)
Average Speed [km/h]	50.2	64.6	63.5	62.5	64.5	63.8	58.8
Top Speed [km/h]	66.7	66.9	65.4	63.9	65.9	66.2	60.7
Avg. Dist. to Rail [m]	5.3	1.3	1.5	2.4	3.1	6.6	9.0
Avg. Stride Freq. [Hz]	2.4	2.5	2.4	2.4	2.5	2.5	2.4
Avg. Stride Length [m]	5.9	7.3	7.3	7.2	7.3	7.2	6.9



- [] Ranking at each section and finish
- :-:- No data available at this section
- NA No data available

Horse/Jockey Name	JUST AS SHARP
Finish Rank	5
Fastest Section	0:11.22 (L400)
Top Speed [km/h] (Section)	66.4 (L600)
Race State	Finished



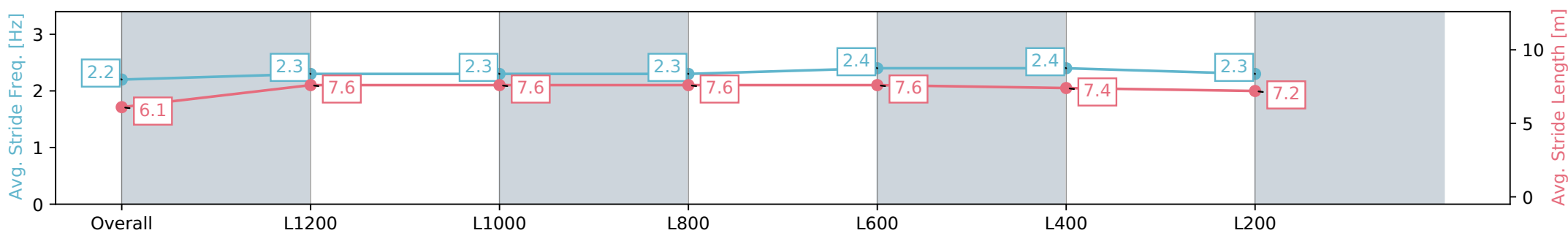
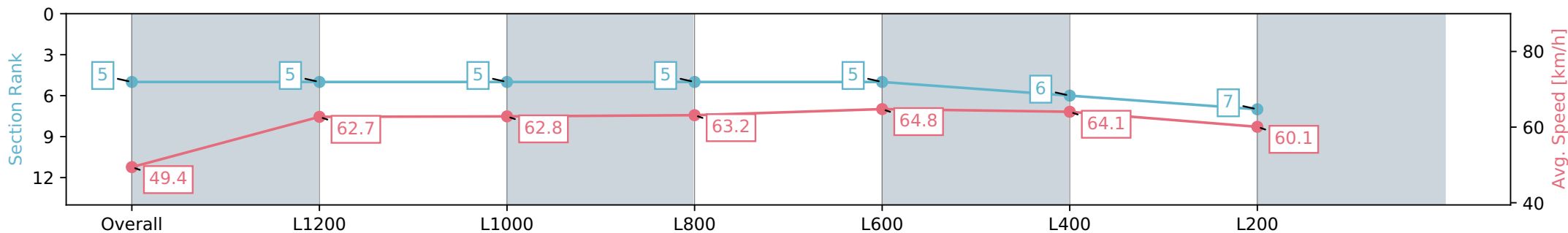
Pukekohe Park NZ - Professional
 Race 6: SHAW'S WIRE ROPES AUCKLAND GUINEAS - 1400m



26 December 2023 - 3:43PM

Track Rating: Soft 7, Weather: Showery, Rail Position: True

Section	Overall	L1200	L1000	L800	L600	L400	L200
Section Times	1:23.52 [5] (0:14.56)	1:08.95 [5] (0:11.44)	0:57.51 [5] (0:11.49)	0:46.02 [5] (0:11.52)	0:34.50 [5] (0:11.30)	0:23.20 [6] (0:11.22)	0:11.98 [7] (0:11.98)
Average Speed [km/h]	49.4	62.7	62.8	63.2	64.8	64.1	60.1
Top Speed [km/h]	63.4	64.0	63.9	64.3	66.4	65.7	62.6
Avg. Dist. to Rail [m]	1.5	0.4	0.5	1.7	4.6	9.5	9.7
Avg. Stride Freq. [Hz]	2.2	2.3	2.3	2.3	2.4	2.4	2.3
Avg. Stride Length [m]	6.1	7.6	7.6	7.6	7.6	7.4	7.2



Report Created: Tue 26 December 2023 14:05:16 GMT+11 (Note: Timing is based on positional data)

- [] Ranking at each section and finish
- :-:- No data available at this section
- NA No data available

Horse/Jockey Name	ZABMANZOR
Finish Rank	6
Fastest Section	0:10.98 (L600)
Top Speed [km/h] (Section)	67.7 (L600)
Race State	Finished



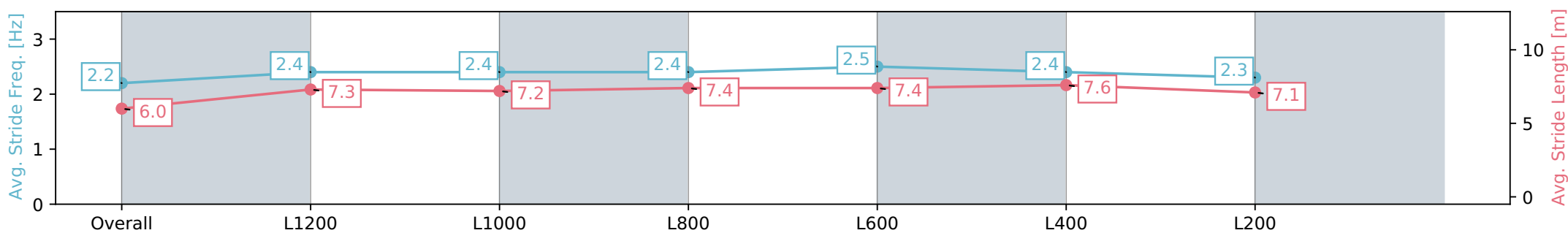
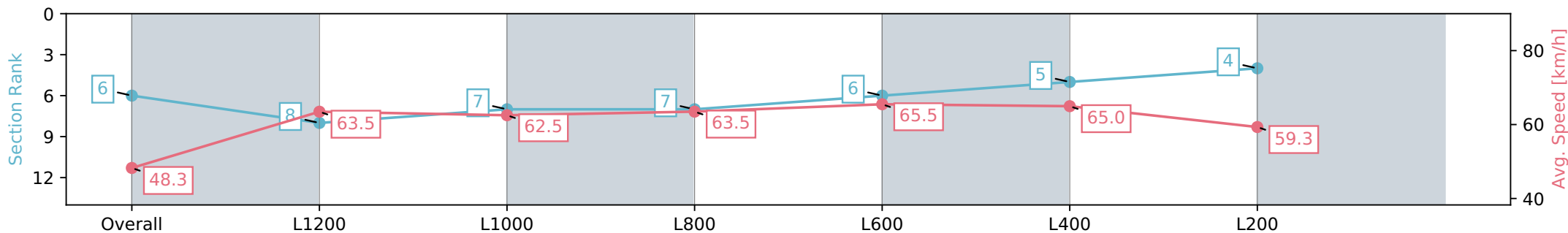
Pukekohe Park NZ - Professional
 Race 6: SHAW'S WIRE ROPES AUCKLAND GUINEAS - 1400m



26 December 2023 - 3:43PM

Track Rating: Soft 7, Weather: Showery, Rail Position: True

Section	Overall	L1200	L1000	L800	L600	L400	L200
Section Times	1:23.54 [6] (0:14.90)	1:08.64 [8] (0:11.34)	0:57.30 [7] (0:11.63)	0:45.67 [7] (0:11.45)	0:34.22 [6] (0:10.98)	0:23.24 [5] (0:11.12)	0:12.12 [4] (0:12.12)
Average Speed [km/h]	48.3	63.5	62.5	63.5	65.5	65.0	59.3
Top Speed [km/h]	63.4	66.0	64.1	64.7	67.7	67.6	62.6
Avg. Dist. to Rail [m]	1.4	0.5	1.6	1.0	1.4	5.3	6.1
Avg. Stride Freq. [Hz]	2.2	2.4	2.4	2.4	2.5	2.4	2.3
Avg. Stride Length [m]	6.0	7.3	7.2	7.4	7.4	7.6	7.1



- [] Ranking at each section and finish
- :-:- No data available at this section
- NA No data available

Horse/Jockey Name	IMPENDABELLE
Finish Rank	7
Fastest Section	0:10.91 (L400)
Top Speed [km/h] (Section)	68.2 (L400)
Race State	Finished



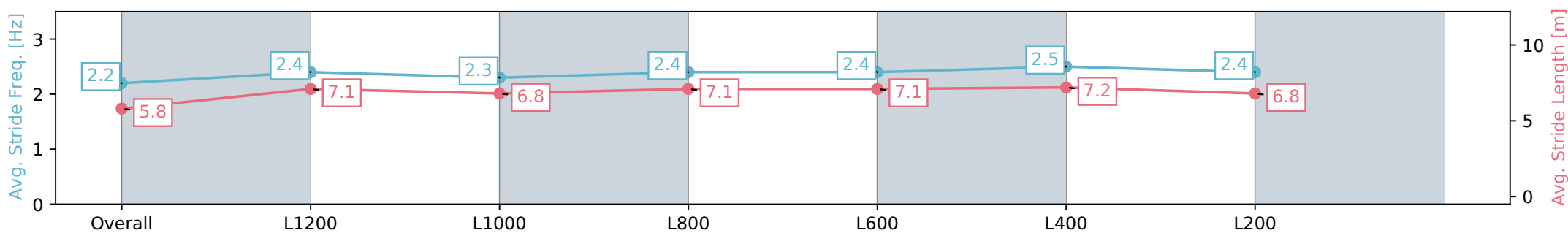
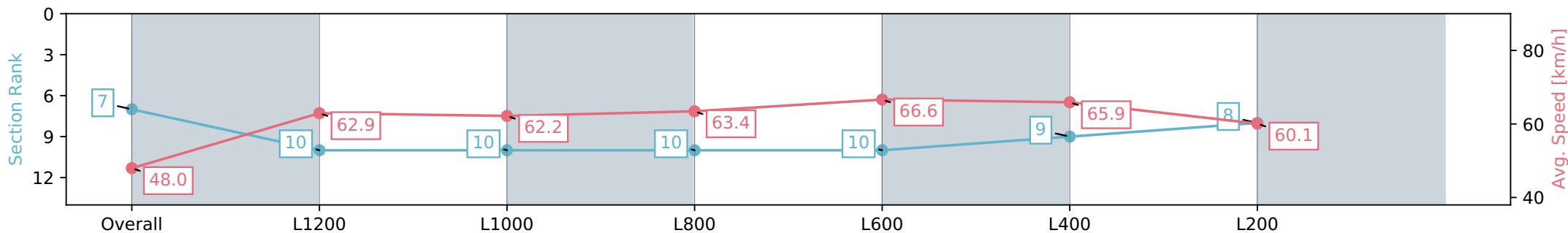
Pukekohe Park NZ - Professional
 Race 6: SHAW'S WIRE ROPES AUCKLAND GUINEAS - 1400m



26 December 2023 - 3:43PM

Track Rating: Soft 7, Weather: Showery, Rail Position: True

Section	Overall	L1200	L1000	L800	L600	L400	L200
Section Times	1:23.73 [7] (0:14.99)	1:08.74 [10] (0:11.48)	0:57.26 [10] (0:11.74)	0:45.52 [10] (0:11.56)	0:33.95 [10] (0:11.04)	0:22.91 [9] (0:10.91)	0:12.00 [8] (0:12.00)
Average Speed [km/h]	48.0	62.9	62.2	63.4	66.6	65.9	60.1
Top Speed [km/h]	62.0	64.2	64.2	65.4	68.1	68.2	61.8
Avg. Dist. to Rail [m]	7.5	4.0	2.8	3.6	5.2	4.3	4.3
Avg. Stride Freq. [Hz]	2.2	2.4	2.3	2.4	2.4	2.5	2.4
Avg. Stride Length [m]	5.8	7.1	6.8	7.1	7.1	7.2	6.8



- [] Ranking at each section and finish
- :-:- No data available at this section
- NA No data available

Horse/Jockey Name	DECEMBER
Finish Rank	8
Fastest Section	0:11.13 (L600)
Top Speed [km/h] (Section)	67.7 (L400)
Race State	Finished



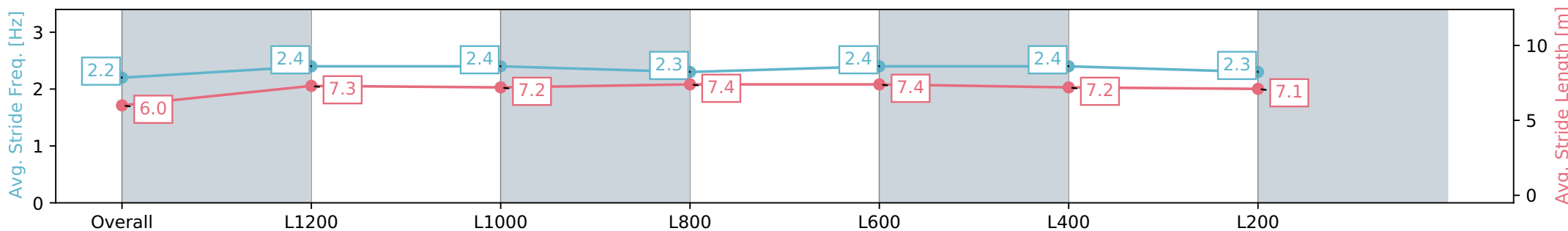
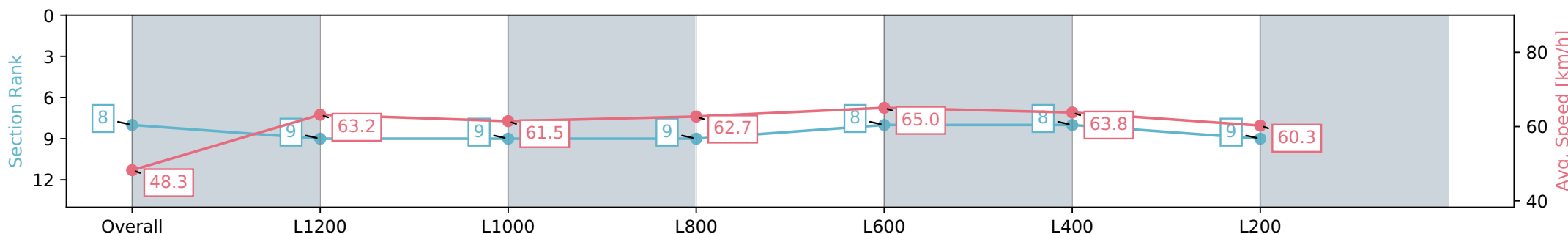
Pukekohe Park NZ - Professional
 Race 6: SHAW'S WIRE ROPES AUCKLAND GUINEAS - 1400m



26 December 2023 - 3:43PM

Track Rating: Soft 7, Weather: Showery, Rail Position: True

Section	Overall	L1200	L1000	L800	L600	L400	L200
Section Times	1:23.91 [8] (0:14.98)	1:08.93 [9] (0:11.37)	0:57.56 [9] (0:11.83)	0:45.73 [9] (0:11.39)	0:34.34 [8] (0:11.13)	0:23.21 [8] (0:11.28)	0:11.92 [9] (0:11.92)
Average Speed [km/h]	48.3	63.2	61.5	62.7	65.0	63.8	60.3
Top Speed [km/h]	62.5	65.2	63.7	65.4	67.4	67.7	62.5
Avg. Dist. to Rail [m]	5.4	2.4	1.5	1.2	3.1	8.0	9.9
Avg. Stride Freq. [Hz]	2.2	2.4	2.4	2.3	2.4	2.4	2.3
Avg. Stride Length [m]	6.0	7.3	7.2	7.4	7.4	7.2	7.1



- [] Ranking at each section and finish
- :-:- No data available at this section
- NA No data available

Horse/Jockey Name	SINHAMAN
Finish Rank	9
Fastest Section	0:11.21 (L400)
Top Speed [km/h] (Section)	66.1 (L600)
Race State	Finished



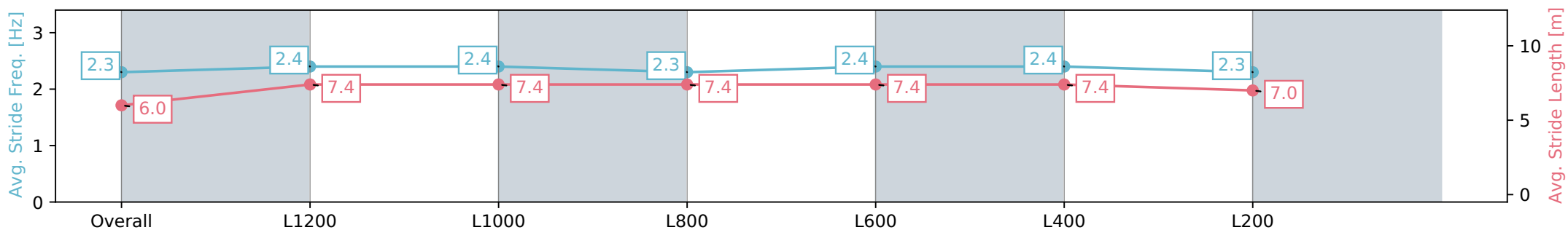
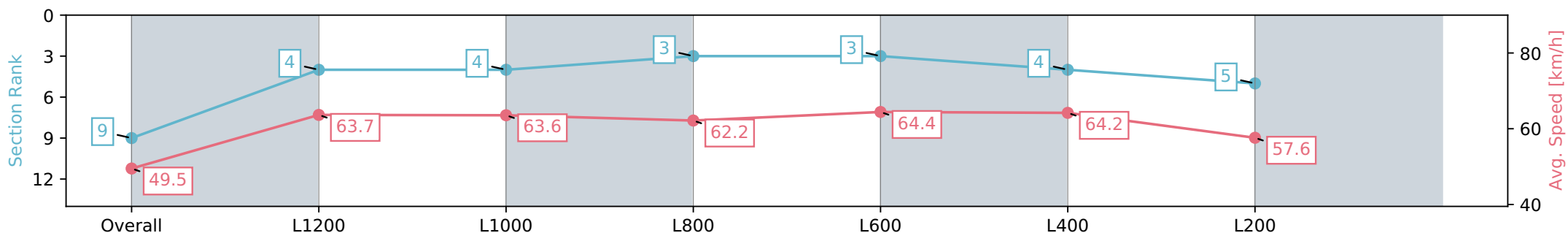
Pukekohe Park NZ - Professional
 Race 6: SHAW'S WIRE ROPES AUCKLAND GUINEAS - 1400m



26 December 2023 - 3:43PM

Track Rating: Soft 7, Weather: Showery, Rail Position: True

Section	Overall	L1200	L1000	L800	L600	L400	L200
Section Times	1:23.93 [9] (0:14.53)	1:09.40 [4] (0:11.31)	0:58.09 [4] (0:11.35)	0:46.74 [3] (0:11.68)	0:35.06 [3] (0:11.37)	0:23.69 [4] (0:11.21)	0:12.48 [5] (0:12.48)
Average Speed [km/h]	49.5	63.7	63.6	62.2	64.4	64.2	57.6
Top Speed [km/h]	64.9	64.8	64.7	63.9	66.1	65.4	61.3
Avg. Dist. to Rail [m]	1.1	0.4	0.4	1.8	4.1	7.6	7.4
Avg. Stride Freq. [Hz]	2.3	2.4	2.4	2.3	2.4	2.4	2.3
Avg. Stride Length [m]	6.0	7.4	7.4	7.4	7.4	7.4	7.0



- [] Ranking at each section and finish
- :-:- No data available at this section
- NA No data available

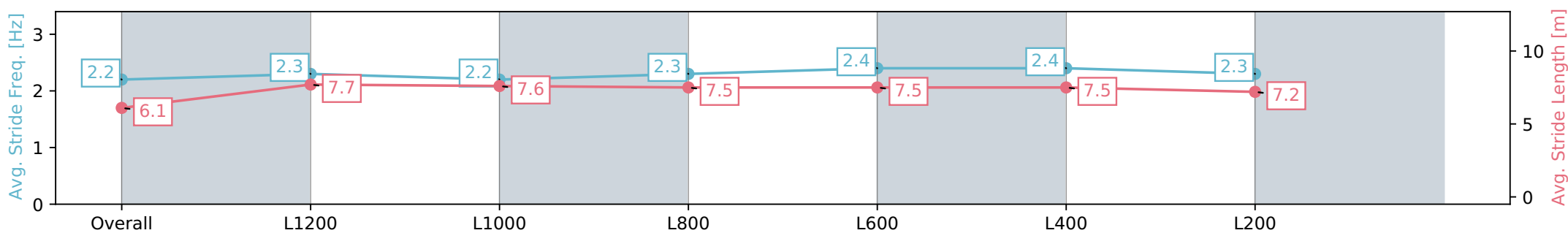
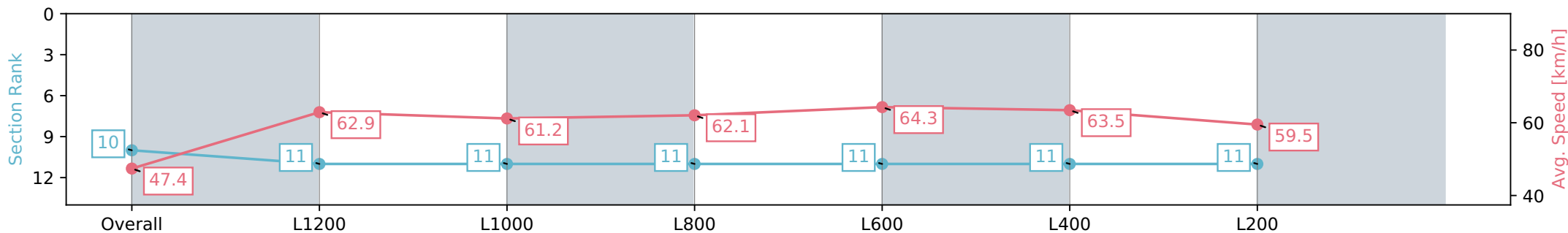
Horse/Jockey Name	MONDAY MELODY
Finish Rank	10
Fastest Section	0:11.15 (L600)
Top Speed [km/h] (Section)	66.4 (L600)
Race State	Finished



Pukekohe Park NZ - Professional
 Race 6: SHAW'S WIRE ROPES AUCKLAND GUINEAS - 1400m
 26 December 2023 - 3:43PM
 Track Rating: Soft 7, Weather: Showery, Rail Position: True



Section	Overall	L1200	L1000	L800	L600	L400	L200
Section Times	1:24.51 [10] (0:15.15)	1:09.36 [11] (0:11.46)	0:57.90 [11] (0:11.80)	0:46.10 [11] (0:11.52)	0:34.57 [11] (0:11.15)	0:23.43 [11] (0:11.32)	0:12.11 [11] (0:12.11)
Average Speed [km/h]	47.4	62.9	61.2	62.1	64.3	63.5	59.5
Top Speed [km/h]	62.9	64.6	62.4	63.3	66.4	64.7	62.8
Avg. Dist. to Rail [m]	4.3	1.1	0.3	0.8	1.1	1.0	1.5
Avg. Stride Freq. [Hz]	2.2	2.3	2.2	2.3	2.4	2.4	2.3
Avg. Stride Length [m]	6.1	7.7	7.6	7.5	7.5	7.5	7.2



- [] Ranking at each section and finish
- :-:- No data available at this section
- NA No data available

Horse/Jockey Name	TOKYO TYCOON
Finish Rank	11
Fastest Section	0:11.09 (L400)
Top Speed [km/h] (Section)	66.1 (L400)
Race State	Finished



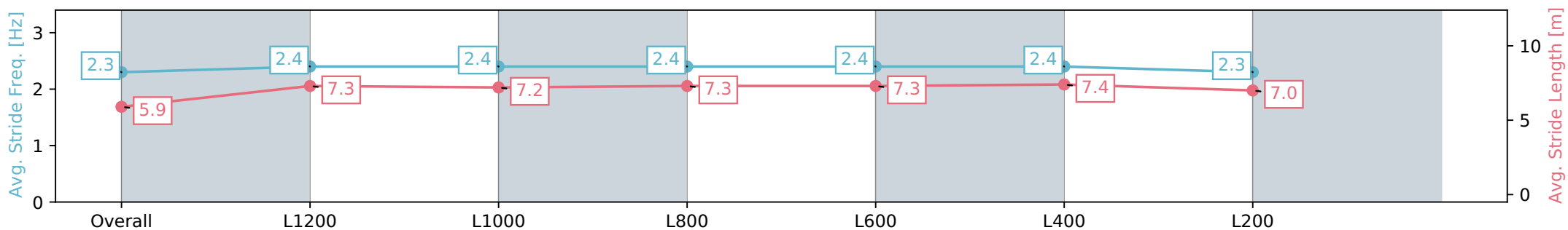
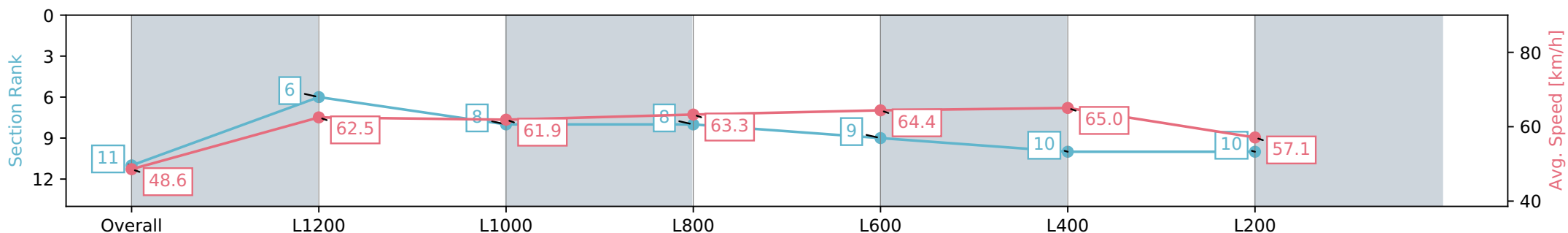
Pukekohe Park NZ - Professional
 Race 6: SHAW'S WIRE ROPES AUCKLAND GUINEAS - 1400m



26 December 2023 - 3:43PM

Track Rating: Soft 7, Weather: Showery, Rail Position: True

Section	Overall	L1200	L1000	L800	L600	L400	L200
Section Times	1:24.75 [11] (0:14.86)	1:09.89 [6] (0:11.47)	0:58.42 [8] (0:11.85)	0:46.56 [8] (0:11.55)	0:35.02 [9] (0:11.33)	0:23.69 [10] (0:11.09)	0:12.60 [10] (0:12.60)
Average Speed [km/h]	48.6	62.5	61.9	63.3	64.4	65.0	57.1
Top Speed [km/h]	63.6	63.7	63.0	64.4	65.9	66.1	61.9
Avg. Dist. to Rail [m]	3.8	2.1	2.6	2.7	4.2	7.0	6.5
Avg. Stride Freq. [Hz]	2.3	2.4	2.4	2.4	2.4	2.4	2.3
Avg. Stride Length [m]	5.9	7.3	7.2	7.3	7.3	7.4	7.0



- [] Ranking at each section and finish
- :-:- No data available at this section
- NA No data available