

26 December 2023 - 3:07PM

Track Rating: Soft 7, Weather: Showery, Rail Position: True

Section Field Times		Overall	L2200	L2000	L1800	L1600	L1400							
		2:30.95 (0:15.16)	2:15.79 (0:11.31)	2:04.48 (0:11.75)	1:52.73 (0:12.96)	1:39.77 (0:13.39)	1:26.38 (0:13.14)							
Position	#	Horse/Jockey	Barrier	Top Speed [km/h]	Fastest Section	First 400m								From Winner [m]
1	4	TRUST IN YOU Michael McNab	12	66.9 600-400	0:11.08 400-200	0:28.04	2:30.98 (0:15.92)	2:15.06 [10] (0:12.12)	2:02.94 [14] (0:12.07)	1:50.87 [14] (0:12.77)	1:38.10 [14] (0:13.16)	1:24.94 [12] (0:13.01)		
2	6	LIQUID FIRE Kelly Myers	9	68.2 400-200	0:11.11 400-200	0:27.26	2:31.04 (0:15.79)	2:15.25 [8] (0:11.47)	2:03.78 [7] (0:12.13)	1:51.65 [7] (0:13.06)	1:38.59 [8] (0:13.36)	1:25.23 [9] (0:12.89)		+17
3	2	CANHEROC Ryan Elliot	7	65.5 2200-2000	0:11.26 400-200	0:27.63	2:31.07 (0:16.28)	2:14.79 [14] (0:11.35)	2:03.44 [9] (0:11.91)	1:51.53 [9] (0:12.74)	1:38.79 [7] (0:13.19)	1:25.60 [6] (0:12.96)		+7
4	12	BLUE SKY AT NIGHT Elen Nicholas	6	66.1 400-200	0:11.22 400-200	0:27.68	2:31.24 (0:15.88)	2:15.36 [9] (0:11.80)	2:03.56 [11] (0:12.18)	1:51.38 [13] (0:12.99)	1:38.39 [13] (0:13.21)	1:25.18 [13] (0:13.11)		+9
5	15	VERISMO Niranjan Parmar	3	65.4 2400-2200	0:11.47 2200-2000	0:26.76	2:31.48 (0:15.28)	2:16.19 [3] (0:11.47)	2:04.72 [5] (0:12.04)	1:52.68 [5] (0:13.10)	1:39.57 [5] (0:13.37)	1:26.21 [5] (0:13.13)		+8
6	3	SPORTING CHANCE Craig Grylls	8	66.6 400-200	0:11.09 400-200	0:27.87	2:31.57 (0:16.24)	2:15.34 [13] (0:11.63)	2:03.71 [13] (0:11.88)	1:51.83 [10] (0:12.85)	1:38.98 [9] (0:13.08)	1:25.90 [8] (0:13.28)		+12
7	5	ARMINO James Doyle	4	65.6 2400-2200	0:11.19 2200-2000	0:26.70	2:31.67 (0:15.51)	2:16.16 [6] (0:11.19)	2:04.97 [3] (0:11.98)	1:52.99 [3] (0:13.04)	1:39.95 [3] (0:13.46)	1:26.49 [4] (0:13.00)		+12
8	8	APACHE ANNE Samantha Spratt	11	65.5 600-400	0:11.20 600-400	0:27.71	2:32.01 (0:16.02)	2:15.99 [11] (0:11.69)	2:04.30 [12] (0:12.10)	1:52.20 [11] (0:12.83)	1:39.37 [10] (0:13.19)	1:26.18 [10] (0:12.95)		+3
9	10	MY MAEBELLINE GIRL Matthew Cameron	1	65.7 2200-2000	0:11.15 2200-2000	0:26.64	2:32.02 (0:15.49)	2:16.53 [5] (0:11.15)	2:05.38 [2] (0:11.95)	1:53.43 [2] (0:12.84)	1:40.59 [2] (0:13.37)	1:27.22 [2] (0:12.97)		+15
10	14	CHASE 'N' GOLD Kazuya Asano	2	65.5 2400-2200	0:11.48 2200-2000	0:26.74	2:32.05 (0:15.26)	2:16.79 [2] (0:11.48)	2:05.31 [4] (0:11.99)	1:53.32 [4] (0:13.16)	1:40.16 [4] (0:13.18)	1:26.98 [3] (0:13.09)		-7

Scratched: Pick Of The Litter (#79), Novak (#80), Rocket Lad (#81), Text Regrets (#82), Brian Lamont (#83), Kiwi Man (#84)

Report Created: Tue 26 December 2023 13:54:46 GMT+11 (Note: Timing is based on positional data)

Page 1/18

[] Position in running at each section and finish
 -:-:- No data available at this section
 NA No data available
 SCN Saddle cloth number
 DNF Did not finish
 DNT Did not track
 ■ Background shading for fastest section

26 December 2023 - 3:07PM

Track Rating: Soft 7, Weather: Showery, Rail Position: True

Section														
Field Times		Overall	L2200	L2000	L1800	L1600	L1400							
		2:30.95 (0:15.16)	2:15.79 (0:11.31)	2:04.48 (0:11.75)	1:52.73 (0:12.96)	1:39.77 (0:13.39)	1:26.38 (0:13.14)							
Position	#	Horse/Jockey	Barrier	Top Speed [km/h]	Fastest Section	First 400m								From Winner [m]
11	13	BIEDERMEIER	10	64.8	0:11.53	0:27.66	2:32.10	2:16.42 [7]	2:04.44 [10]	1:52.25 [12]	1:39.28 [11]	1:26.08 [11]		+25
		Bailey Rogerson		400-200	400-200		(0:15.68)	(0:11.98)	(0:12.19)	(0:12.97)	(0:13.20)	(0:13.16)		
12	11	AFTER PARTY	13	64.6	0:11.46	0:26.79	2:32.19	2:16.86 [4]	2:05.40 [6]	1:53.22 [6]	1:40.07 [6]	1:26.71 [7]		+16
		Ulrika Holmquist		600-400	2200-2000		(0:15.33)	(0:11.46)	(0:12.18)	(0:13.15)	(0:13.36)	(0:13.17)		
13	1	ROCCIA	14	69.4	0:11.33	0:27.36	2:32.21	2:16.18 [12]	2:04.85 [8]	1:52.68 [8]	1:39.37 [12]	1:25.93 [14]		+37
		Owen Bosson		2000-1800	2200-2000		(0:16.03)	(0:11.33)	(0:12.17)	(0:13.31)	(0:13.44)	(0:13.01)		
14	9	TAWI	5	64.6	0:11.31	0:26.47	2:33.48	2:18.32 [1]	2:07.01 [1]	1:55.26 [1]	1:42.28 [1]	1:28.90 [1]		-2
		Masahiro Hashizume		2200-2000	2200-2000		(0:15.16)	(0:11.31)	(0:11.75)	(0:12.97)	(0:13.39)	(0:13.15)		

Scratched: Pick Of The Litter (#79), Novak (#80), Rocket Lad (#81), Text Regrets (#82), Brian Lamont (#83), Kiwi Man (#84)

Pukekohe Park NZ
Race 5: DUNSTAN HORSEFEEDS STAYERS CHAMPIONSHIP FINAL - 2400m

26 December 2023 - 3:07PM

Track Rating: Soft 7, Weather: Showery, Rail Position: True

Section Field Times								L1200	L1000	L800	L600	L400	L200		
								1:13.24 (0:12.99)	1:00.25 (0:12.94)	0:47.31 (0:12.18)	0:35.13 (0:11.78)	0:23.35 (0:11.44)	0:11.91 (0:11.91)		
Position	#	Horse/Jockey	Barrier	Top Speed [km/h]	Fastest Section	First 400m							Margin		
1	4	TRUST IN YOU Michael McNab	12	66.9 600-400	0:11.08 400-200	0:28.04	1:11.93 [11] (0:12.95)	0:58.98 [11] (0:12.68)	0:46.30 [12] (0:12.28)	0:34.01 [12] (0:11.17)	0:22.84 [9] (0:11.08)	0:11.76 [3] (0:11.76)	2:30.98		
2	6	LIQUID FIRE Kelly Myers	9	68.2 400-200	0:11.11 400-200	0:27.26	1:12.34 [8] (0:13.06)	0:59.28 [9] (0:12.66)	0:46.62 [8] (0:12.23)	0:34.39 [7] (0:11.31)	0:23.08 [7] (0:11.11)	0:11.97 [1] (0:11.97)	0.4L		
3	2	CANHEROC Ryan Elliot	7	65.5 2200-2000	0:11.26 400-200	0:27.63	1:12.64 [6] (0:12.94)	0:59.70 [5] (0:12.75)	0:46.95 [5] (0:12.31)	0:34.64 [6] (0:11.48)	0:23.16 [6] (0:11.26)	0:11.90 [2] (0:11.90)	0.5L		
4	12	BLUE SKY AT NIGHT Elen Nicholas	6	66.1 400-200	0:11.22 400-200	0:27.68	1:12.07 [12] (0:12.88)	0:59.19 [13] (0:12.62)	0:46.56 [11] (0:12.15)	0:34.42 [11] (0:11.69)	0:22.73 [12] (0:11.22)	0:11.51 [10] (0:11.51)	1.7L		
5	15	VERISMO Niranjan Parmar	3	65.4 2400-2200	0:11.47 2200-2000	0:26.76	1:13.08 [5] (0:13.02)	1:00.06 [6] (0:12.75)	0:47.31 [6] (0:12.23)	0:35.08 [5] (0:11.48)	0:23.60 [4] (0:11.51)	0:12.09 [4] (0:12.09)	3.3L		
6	3	SPORTING CHANCE Craig Grylls	8	66.6 400-200	0:11.09 400-200	0:27.87	1:12.61 [10] (0:12.93)	0:59.68 [10] (0:12.61)	0:47.07 [9] (0:12.47)	0:34.60 [13] (0:11.59)	0:23.01 [13] (0:11.09)	0:11.92 [9] (0:11.92)	4.0L		
7	5	ARMINO James Doyle	4	65.6 2400-2200	0:11.19 2200-2000	0:26.70	1:13.49 [4] (0:13.04)	1:00.45 [4] (0:12.83)	0:47.62 [4] (0:12.21)	0:35.41 [4] (0:11.63)	0:23.78 [5] (0:11.51)	0:12.27 [5] (0:12.27)	4.6L		
8	8	APACHE ANNE Samantha Spratt	11	65.5 600-400	0:11.20 600-400	0:27.71	1:13.23 [9] (0:12.90)	1:00.33 [8] (0:12.83)	0:47.50 [10] (0:12.26)	0:35.24 [10] (0:11.20)	0:24.04 [8] (0:11.51)	0:12.53 [7] (0:12.53)	6.8L		
9	10	MY MAEBELLINE GIRL Matthew Cameron	1	65.7 2200-2000	0:11.15 2200-2000	0:26.64	1:14.25 [2] (0:12.95)	1:01.30 [1] (0:13.01)	0:48.28 [2] (0:12.14)	0:36.15 [2] (0:11.76)	0:24.39 [1] (0:11.79)	0:12.60 [6] (0:12.60)	6.9L		
10	14	CHASE 'N' GOLD Kazuya Asano	2	65.5 2400-2200	0:11.48 2200-2000	0:26.74	1:13.89 [3] (0:12.97)	1:00.92 [3] (0:12.66)	0:48.26 [3] (0:12.27)	0:35.99 [3] (0:11.68)	0:24.31 [3] (0:11.83)	0:12.48 [8] (0:12.48)	7.1L		

Scratched: Pick Of The Litter (#79), Novak (#80), Rocket Lad (#81), Text Regrets (#82), Brian Lamont (#83), Kiwi Man (#84)

Report Created: Tue 26 December 2023 13:54:46 GMT+11 (Note: Timing is based on positional data)

[] Position in running at each section and finish
 --- No data available at this section
 NA No data available
 SCN Saddle cloth number
 DNF Did not finish
 DNT Did not track
 Background shading for fastest section

26 December 2023 - 3:07PM

Track Rating: Soft 7, Weather: Showery, Rail Position: True

Section								L1200	L1000	L800	L600	L400	L200		
Field Times								1:13.24 (0:12.99)	1:00.25 (0:12.94)	0:47.31 (0:12.18)	0:35.13 (0:11.78)	0:23.35 (0:11.44)	0:11.91 (0:11.91)		
Position	#	Horse/Jockey	Barrier	Top Speed [km/h]	Fastest Section	First 400m								Margin	
11	13	BIEDERMEIER	10	64.8	0:11.53	0:27.66	1:12.92 [13]	1:00.07 [12]	0:47.32 [13]	0:35.36 [9]	0:23.59 [11]	0:12.06 [13]	7.4L		
		Bailey Rogerson		400-200	400-200		(0:12.85)	(0:12.75)	(0:11.96)	(0:11.77)	(0:11.53)	(0:12.06)			
12	11	AFTER PARTY	13	64.6	0:11.46	0:26.79	1:13.54 [7]	1:00.70 [7]	0:47.83 [7]	0:35.52 [8]	0:23.95 [10]	0:12.32 [12]	8.1L		
		Ulrika Holmquist		600-400	2200-2000		(0:12.84)	(0:12.87)	(0:12.31)	(0:11.56)	(0:11.63)	(0:12.32)			
13	1	ROCCIA	14	69.4	0:11.33	0:27.36	1:12.92 [14]	1:00.10 [14]	0:47.28 [14]	0:35.07 [14]	0:23.31 [14]	0:11.94 [14]	8.2L		
		Owen Bosson		2000-1800	2200-2000		(0:12.82)	(0:12.81)	(0:12.22)	(0:11.76)	(0:11.37)	(0:11.94)			
14	9	TAWI	5	64.6	0:11.31	0:26.47	1:15.75 [1]	1:02.71 [2]	0:49.82 [1]	0:37.63 [1]	0:25.75 [2]	0:13.73 [11]	16.7L		
		Masahiro Hashizume		2200-2000	2200-2000		(0:13.04)	(0:12.89)	(0:12.19)	(0:11.88)	(0:12.02)	(0:13.73)			

Scratched: Pick Of The Litter (#79), Novak (#80), Rocket Lad (#81), Text Regrets (#82), Brian Lamont (#83), Kiwi Man (#84)

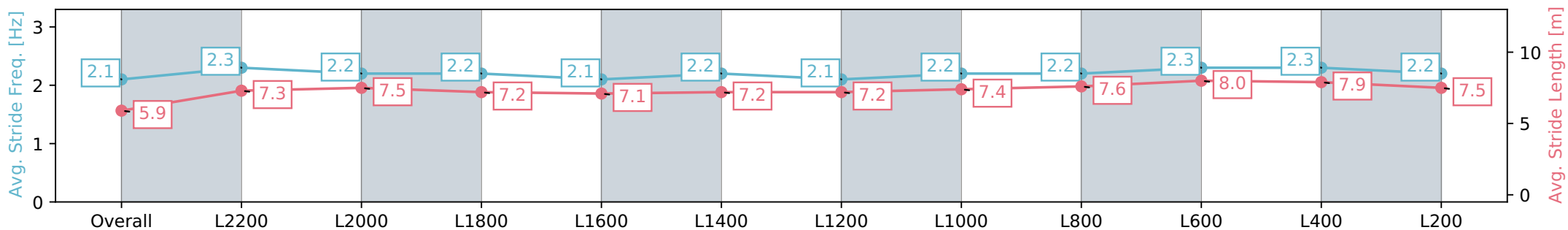
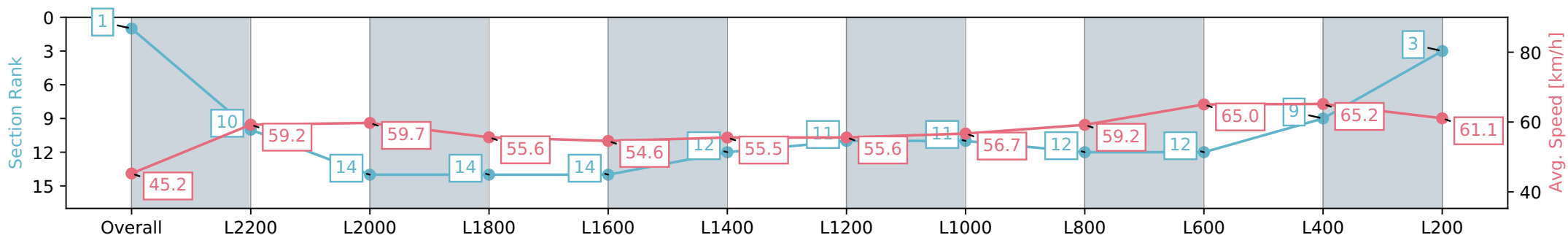
Horse/Jockey Name	TRUST IN YOU
Finish Rank	1
Fastest Section	0:11.08 (L400)
Top Speed [km/h] (Section)	66.9 (L600)
Race State	Finished



Pukekohe Park NZ - Professional
 Race 5: DUNSTAN HORSEFEEDS STAYERS
 CHAMPIONSHIP FINAL - 2400m
 26 December 2023 - 3:07PM
 Track Rating: Soft 7, Weather: Showery, Rail Position: True



Section	Overall	L2200	L2000	L1800	L1600	L1400	L1200	L1000	L800	L600	L400	L200
Section Times	2:30.98 [1] (0:15.92)	2:15.06 [10] (0:12.12)	2:02.94 [14] (0:12.07)	1:50.87 [14] (0:12.77)	1:38.10 [14] (0:13.16)	1:24.94 [12] (0:13.01)	1:11.93 [11] (0:12.95)	0:58.98 [11] (0:12.68)	0:46.30 [12] (0:12.28)	0:34.01 [12] (0:11.17)	0:22.84 [9] (0:11.08)	0:11.76 [3] (0:11.76)
Average Speed [km/h]	45.2	59.2	59.7	55.6	54.6	55.5	55.6	56.7	59.2	65.0	65.2	61.1
Top Speed [km/h]	60.0	61.4	61.6	57.5	56.5	56.5	56.3	59.2	63.5	66.9	66.6	62.7
Avg. Dist. to Rail [m]	9.9	3.1	1.3	1.8	0.5	0.5	0.3	0.6	1.7	3.5	7.1	7.4
Avg. Stride Freq. [Hz]	2.1	2.3	2.2	2.2	2.1	2.2	2.1	2.2	2.2	2.3	2.3	2.2
Avg. Stride Length [m]	5.9	7.3	7.5	7.2	7.1	7.2	7.2	7.4	7.6	8.0	7.9	7.5



- [] Ranking at each section and finish
- :-:- No data available at this section
- NA No data available

Horse/Jockey Name	LIQUID FIRE
Finish Rank	2
Fastest Section	0:11.11 (L400)
Top Speed [km/h] (Section)	68.2 (L400)
Race State	Finished

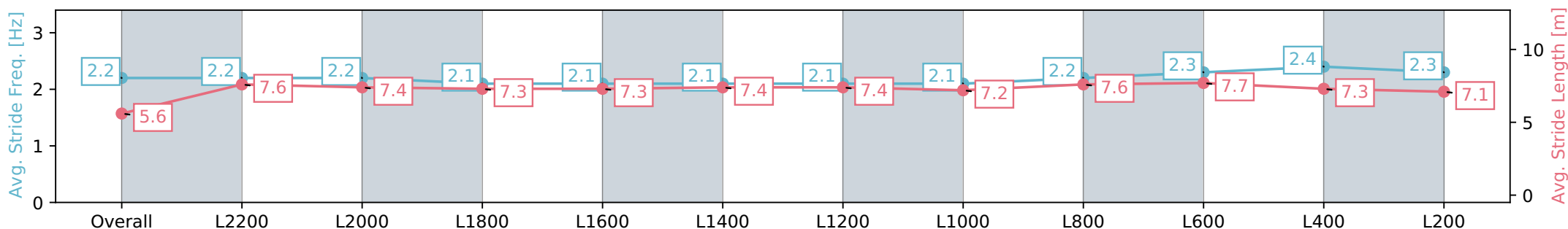
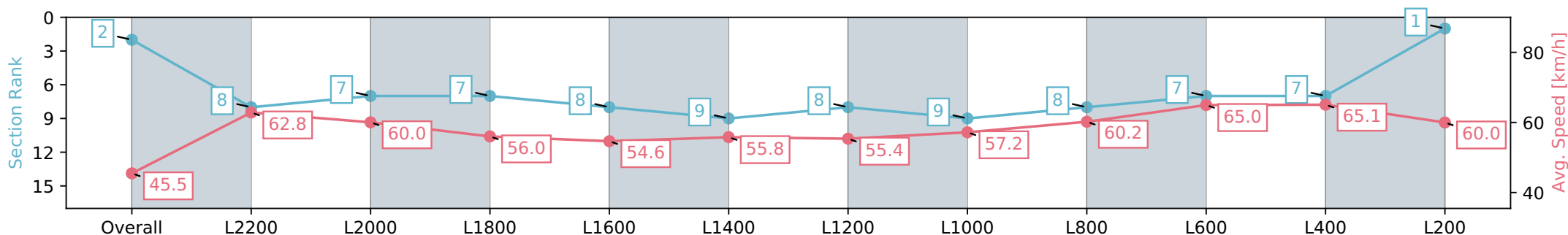


Pukekohe Park NZ - Professional
 Race 5: DUNSTAN HORSEFEEDS STAYERS
 CHAMPIONSHIP FINAL - 2400m



26 December 2023 - 3:07PM
 Track Rating: Soft 7, Weather: Showery, Rail Position: True

Section	Overall	L2200	L2000	L1800	L1600	L1400	L1200	L1000	L800	L600	L400	L200
Section Times	2:31.04 [2] (0:15.79)	2:15.25 [8] (0:11.47)	2:03.78 [7] (0:12.13)	1:51.65 [7] (0:13.06)	1:38.59 [8] (0:13.36)	1:25.23 [9] (0:12.89)	1:12.34 [8] (0:13.06)	0:59.28 [9] (0:12.66)	0:46.62 [8] (0:12.23)	0:34.39 [7] (0:11.31)	0:23.08 [7] (0:11.11)	0:11.97 [1] (0:11.97)
Average Speed [km/h]	45.5	62.8	60.0	56.0	54.6	55.8	55.4	57.2	60.2	65.0	65.1	60.0
Top Speed [km/h]	63.5	64.4	61.6	58.2	56.6	58.5	56.6	61.2	65.0	66.3	68.2	64.9
Avg. Dist. to Rail [m]	11.4	5.5	2.8	2.2	3.4	1.7	1.1	1.5	3.2	6.9	6.9	2.9
Avg. Stride Freq. [Hz]	2.2	2.2	2.2	2.1	2.1	2.1	2.1	2.1	2.2	2.3	2.4	2.3
Avg. Stride Length [m]	5.6	7.6	7.4	7.3	7.3	7.4	7.4	7.2	7.6	7.7	7.3	7.1



- [] Ranking at each section and finish
- :-:- No data available at this section
- NA No data available

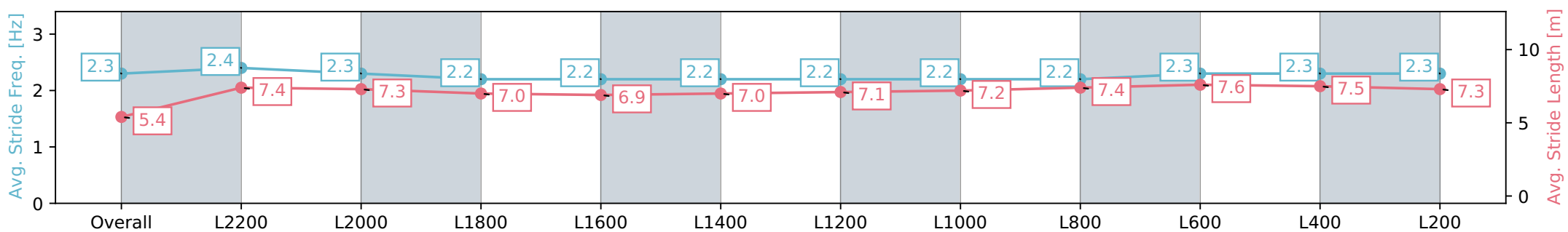
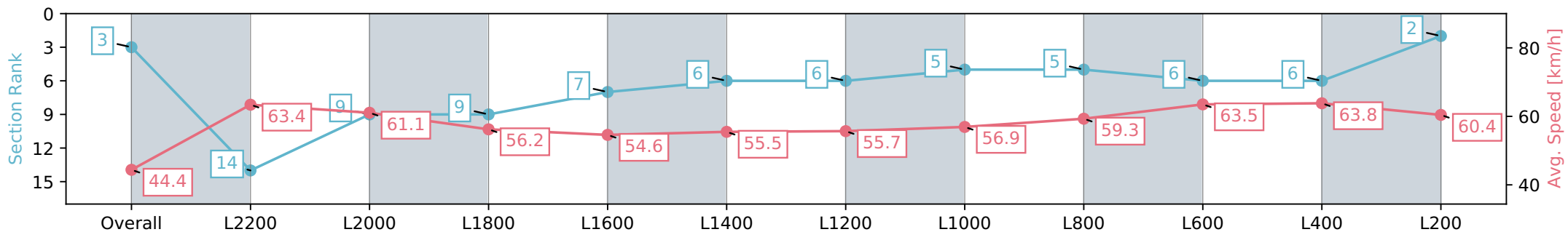
Horse/Jockey Name	CANHEROC
Finish Rank	3
Fastest Section	0:11.26 (L400)
Top Speed [km/h] (Section)	65.5 (L2200)
Race State	Finished



Pukekohe Park NZ - Professional
 Race 5: DUNSTAN HORSEFEEDS STAYERS
 CHAMPIONSHIP FINAL - 2400m
 26 December 2023 - 3:07PM
 Track Rating: Soft 7, Weather: Showery, Rail Position: True



Section	Overall	L2200	L2000	L1800	L1600	L1400	L1200	L1000	L800	L600	L400	L200
Section Times	2:31.07 [3] (0:16.28)	2:14.79 [14] (0:11.35)	2:03.44 [9] (0:11.91)	1:51.53 [9] (0:12.74)	1:38.79 [7] (0:13.19)	1:25.60 [6] (0:12.96)	1:12.64 [6] (0:12.94)	0:59.70 [5] (0:12.75)	0:46.95 [5] (0:12.31)	0:34.64 [6] (0:11.48)	0:23.16 [6] (0:11.26)	0:11.90 [2] (0:11.90)
Average Speed [km/h]	44.4	63.4	61.1	56.2	54.6	55.5	55.7	56.9	59.3	63.5	63.8	60.4
Top Speed [km/h]	64.2	65.5	64.7	58.3	56.2	56.3	57.1	58.4	62.9	63.8	65.4	62.4
Avg. Dist. to Rail [m]	16.0	7.0	3.7	1.0	0.5	0.4	0.3	1.1	2.8	2.9	5.0	5.7
Avg. Stride Freq. [Hz]	2.3	2.4	2.3	2.2	2.2	2.2	2.2	2.2	2.2	2.3	2.3	2.3
Avg. Stride Length [m]	5.4	7.4	7.3	7.0	6.9	7.0	7.1	7.2	7.4	7.6	7.5	7.3



- [] Ranking at each section and finish
- :-:- No data available at this section
- NA No data available

Horse/Jockey Name	BLUE SKY AT NIGHT
Finish Rank	4
Fastest Section	0:11.22 (L400)
Top Speed [km/h] (Section)	66.1 (L400)
Race State	Finished

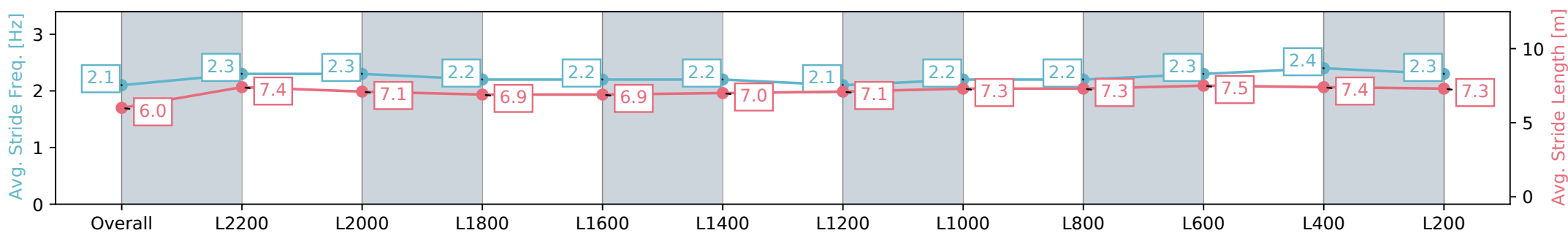
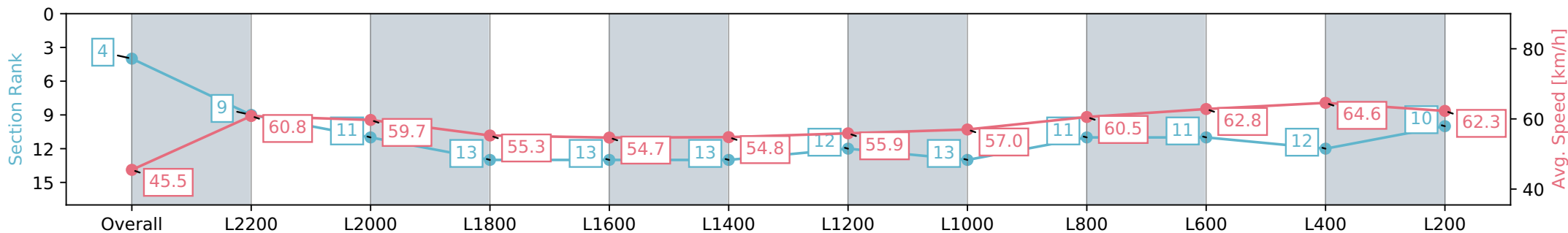


Pukekohe Park NZ - Professional
 Race 5: DUNSTAN HORSEFEEDS STAYERS
 CHAMPIONSHIP FINAL - 2400m



26 December 2023 - 3:07PM
 Track Rating: Soft 7, Weather: Showery, Rail Position: True

Section	Overall	L2200	L2000	L1800	L1600	L1400	L1200	L1000	L800	L600	L400	L200
Section Times	2:31.24 [4] (0:15.88)	2:15.36 [9] (0:11.80)	2:03.56 [11] (0:12.18)	1:51.38 [13] (0:12.99)	1:38.39 [13] (0:13.21)	1:25.18 [13] (0:13.11)	1:12.07 [12] (0:12.88)	0:59.19 [13] (0:12.62)	0:46.56 [11] (0:12.15)	0:34.42 [11] (0:11.69)	0:22.73 [12] (0:11.22)	0:11.51 [10] (0:11.51)
Average Speed [km/h]	45.5	60.8	59.7	55.3	54.7	54.8	55.9	57.0	60.5	62.8	64.6	62.3
Top Speed [km/h]	62.4	61.9	61.1	57.6	57.6	57.0	57.5	61.3	63.8	66.1	66.1	65.3
Avg. Dist. to Rail [m]	7.0	4.0	2.8	0.9	0.6	1.4	3.2	1.7	4.0	6.0	7.6	10.4
Avg. Stride Freq. [Hz]	2.1	2.3	2.3	2.2	2.2	2.2	2.1	2.2	2.2	2.3	2.4	2.3
Avg. Stride Length [m]	6.0	7.4	7.1	6.9	6.9	7.0	7.1	7.3	7.3	7.5	7.4	7.3



- [] Ranking at each section and finish
- :-:- No data available at this section
- NA No data available

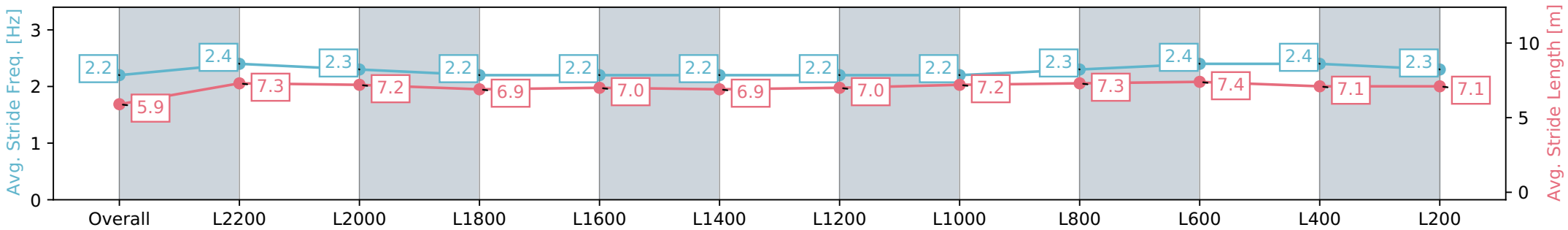
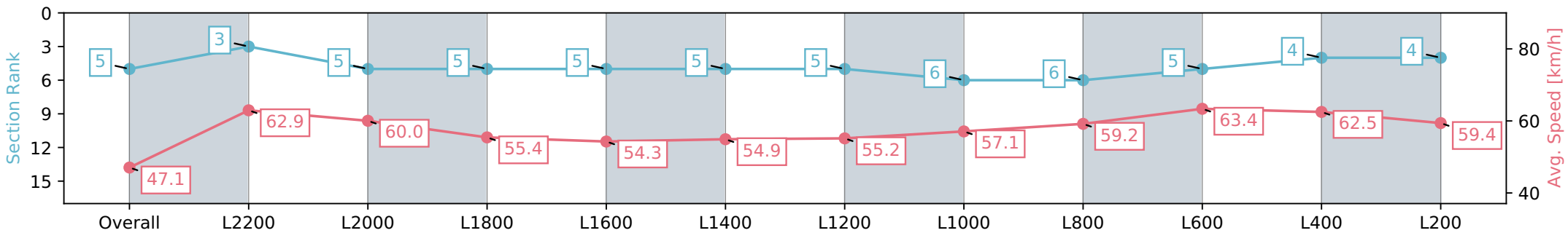
Horse/Jockey Name	VERISMO
Finish Rank	5
Fastest Section	0:11.47 (L2200)
Top Speed [km/h] (Section)	65.4 (Overall)
Race State	Finished



Pukekohe Park NZ - Professional
 Race 5: DUNSTAN HORSEFEEDS STAYERS
 CHAMPIONSHIP FINAL - 2400m
 26 December 2023 - 3:07PM
 Track Rating: Soft 7, Weather: Showery, Rail Position: True



Section	Overall	L2200	L2000	L1800	L1600	L1400	L1200	L1000	L800	L600	L400	L200
Section Times	2:31.48 [5] (0:15.28)	2:16.19 [3] (0:11.47)	2:04.72 [5] (0:12.04)	1:52.68 [5] (0:13.10)	1:39.57 [5] (0:13.37)	1:26.21 [5] (0:13.13)	1:13.08 [5] (0:13.02)	1:00.06 [6] (0:12.75)	0:47.31 [6] (0:12.23)	0:35.08 [5] (0:11.48)	0:23.60 [4] (0:11.51)	0:12.09 [4] (0:12.09)
Average Speed [km/h]	47.1	62.9	60.0	55.4	54.3	54.9	55.2	57.1	59.2	63.4	62.5	59.4
Top Speed [km/h]	65.4	63.9	63.9	56.4	55.6	56.2	56.0	58.7	63.4	64.3	64.7	60.5
Avg. Dist. to Rail [m]	4.2	2.7	1.5	1.4	1.1	0.2	0.3	1.5	1.2	3.1	5.6	4.7
Avg. Stride Freq. [Hz]	2.2	2.4	2.3	2.2	2.2	2.2	2.2	2.2	2.3	2.4	2.4	2.3
Avg. Stride Length [m]	5.9	7.3	7.2	6.9	7.0	6.9	7.0	7.2	7.3	7.4	7.1	7.1



[] Ranking at each section and finish
 -:-:- No data available at this section
 NA No data available

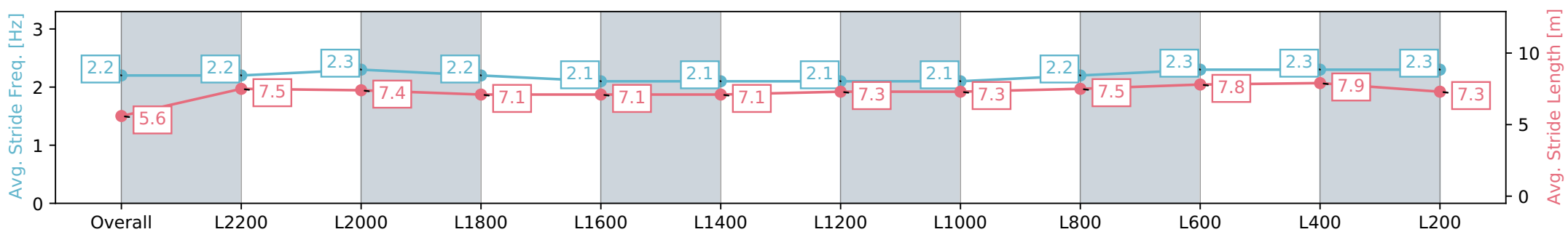
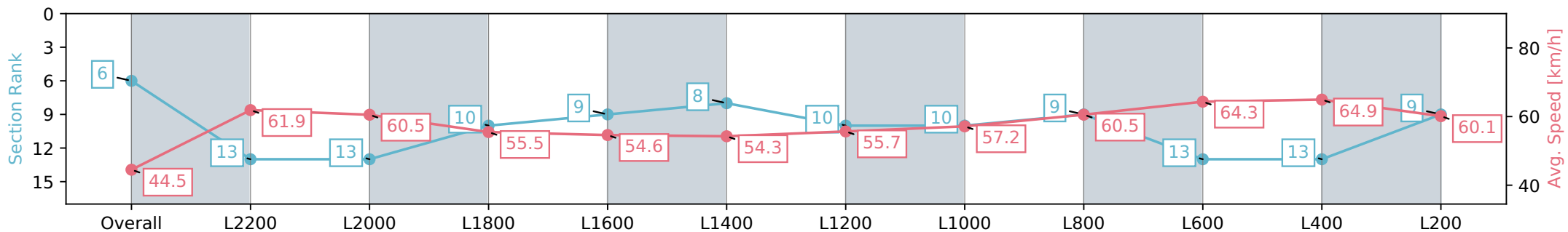
Horse/Jockey Name	SPORTING CHANCE
Finish Rank	6
Fastest Section	0:11.09 (L400)
Top Speed [km/h] (Section)	66.6 (L400)
Race State	Finished



Pukekohe Park NZ - Professional
 Race 5: DUNSTAN HORSEFEEDS STAYERS
 CHAMPIONSHIP FINAL - 2400m
 26 December 2023 - 3:07PM
 Track Rating: Soft 7, Weather: Showery, Rail Position: True



Section	Overall	L2200	L2000	L1800	L1600	L1400	L1200	L1000	L800	L600	L400	L200
Section Times	2:31.57 [6] (0:16.24)	2:15.34 [13] (0:11.63)	2:03.71 [13] (0:11.88)	1:51.83 [10] (0:12.85)	1:38.98 [9] (0:13.08)	1:25.90 [8] (0:13.28)	1:12.61 [10] (0:12.93)	0:59.68 [10] (0:12.61)	0:47.07 [9] (0:12.47)	0:34.60 [13] (0:11.59)	0:23.01 [13] (0:11.09)	0:11.92 [9] (0:11.92)
Average Speed [km/h]	44.5	61.9	60.5	55.5	54.6	54.3	55.7	57.2	60.5	64.3	64.9	60.1
Top Speed [km/h]	64.6	63.5	63.3	58.3	56.4	56.7	57.3	61.6	63.3	66.4	66.6	64.2
Avg. Dist. to Rail [m]	11.4	4.0	1.8	1.4	1.3	0.5	1.0	0.9	7.9	8.1	7.6	7.9
Avg. Stride Freq. [Hz]	2.2	2.2	2.3	2.2	2.1	2.1	2.1	2.1	2.2	2.3	2.3	2.3
Avg. Stride Length [m]	5.6	7.5	7.4	7.1	7.1	7.1	7.3	7.3	7.5	7.8	7.9	7.3



Report Created: Tue 26 December 2023 13:55:14 GMT+11 (Note: Timing is based on positional data)

- [] Ranking at each section and finish
- :-:- No data available at this section
- NA No data available

Horse/Jockey Name	ARMINO
Finish Rank	7
Fastest Section	0:11.19 (L2200)
Top Speed [km/h] (Section)	65.6 (Overall)
Race State	Finished



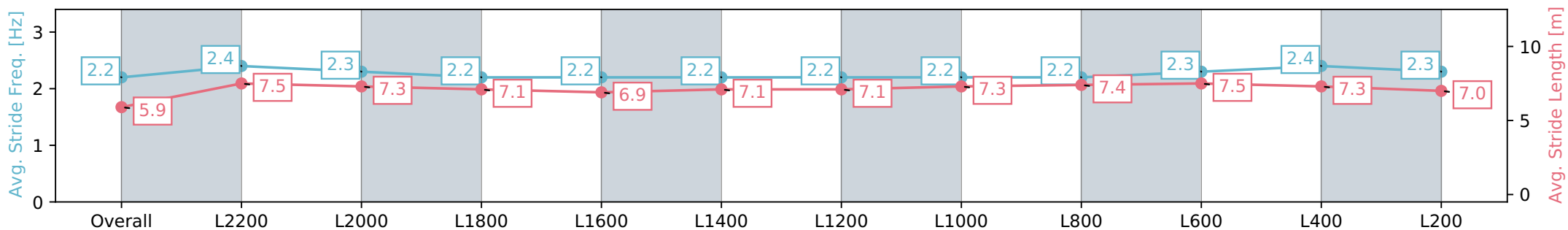
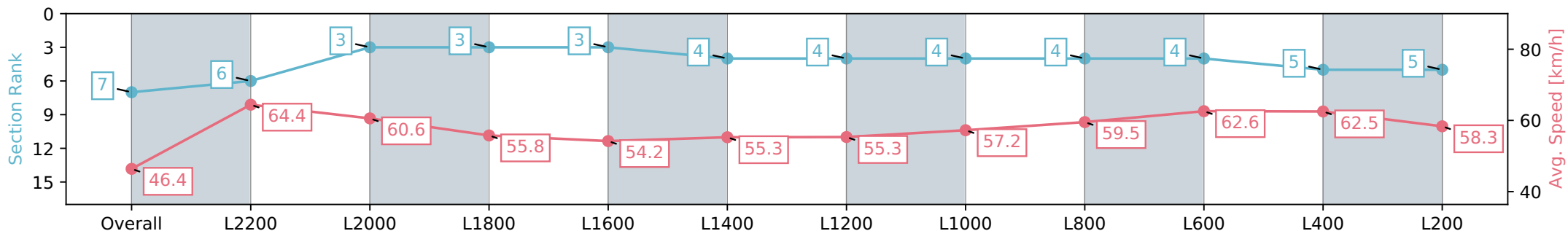
Pukekohe Park NZ - Professional
 Race 5: DUNSTAN HORSEFEEDS STAYERS
 CHAMPIONSHIP FINAL - 2400m



26 December 2023 - 3:07PM

Track Rating: Soft 7, Weather: Showery, Rail Position: True

Section	Overall	L2200	L2000	L1800	L1600	L1400	L1200	L1000	L800	L600	L400	L200
Section Times	2:31.67 [7] (0:15.51)	2:16.16 [6] (0:11.19)	2:04.97 [3] (0:11.98)	1:52.99 [3] (0:13.04)	1:39.95 [3] (0:13.46)	1:26.49 [4] (0:13.00)	1:13.49 [4] (0:13.04)	1:00.45 [4] (0:12.83)	0:47.62 [4] (0:12.21)	0:35.41 [4] (0:11.63)	0:23.78 [5] (0:11.51)	0:12.27 [5] (0:12.27)
Average Speed [km/h]	46.4	64.4	60.6	55.8	54.2	55.3	55.3	57.2	59.5	62.6	62.5	58.3
Top Speed [km/h]	65.6	65.3	64.2	56.4	55.2	56.0	56.1	58.4	62.8	63.1	64.7	61.1
Avg. Dist. to Rail [m]	8.7	4.8	2.5	1.5	2.7	3.0	4.2	3.6	1.7	2.7	4.7	4.5
Avg. Stride Freq. [Hz]	2.2	2.4	2.3	2.2	2.2	2.2	2.2	2.2	2.2	2.3	2.4	2.3
Avg. Stride Length [m]	5.9	7.5	7.3	7.1	6.9	7.1	7.1	7.3	7.4	7.5	7.3	7.0



- [] Ranking at each section and finish
- :-:- No data available at this section
- NA No data available

Horse/Jockey Name	APACHE ANNE
Finish Rank	8
Fastest Section	0:11.20 (L600)
Top Speed [km/h] (Section)	65.5 (L600)
Race State	Finished

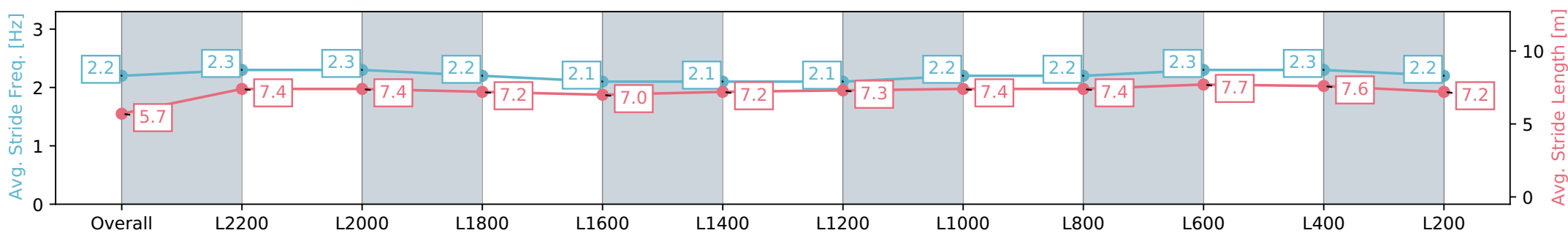
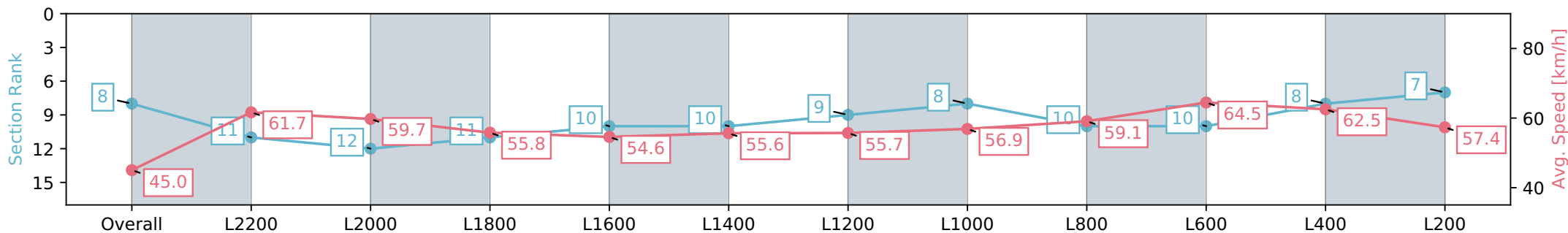


Pukekohe Park NZ - Professional
 Race 5: DUNSTAN HORSEFEEDS STAYERS
 CHAMPIONSHIP FINAL - 2400m



26 December 2023 - 3:07PM
 Track Rating: Soft 7, Weather: Showery, Rail Position: True

Section	Overall	L2200	L2000	L1800	L1600	L1400	L1200	L1000	L800	L600	L400	L200
Section Times	2:32.01 [8] (0:16.02)	2:15.99 [11] (0:11.69)	2:04.30 [12] (0:12.10)	1:52.20 [11] (0:12.83)	1:39.37 [10] (0:13.19)	1:26.18 [10] (0:12.95)	1:13.23 [9] (0:12.90)	1:00.33 [8] (0:12.83)	0:47.50 [10] (0:12.26)	0:35.24 [10] (0:11.20)	0:24.04 [8] (0:11.51)	0:12.53 [7] (0:12.53)
Average Speed [km/h]	45.0	61.7	59.7	55.8	54.6	55.6	55.7	56.9	59.1	64.5	62.5	57.4
Top Speed [km/h]	64.7	65.2	61.9	56.7	55.5	57.4	56.7	58.9	64.8	65.5	64.6	58.8
Avg. Dist. to Rail [m]	10.7	3.4	2.2	1.2	0.5	1.3	1.4	2.2	0.9	1.5	3.1	2.8
Avg. Stride Freq. [Hz]	2.2	2.3	2.3	2.2	2.1	2.1	2.1	2.2	2.2	2.3	2.3	2.2
Avg. Stride Length [m]	5.7	7.4	7.4	7.2	7.0	7.2	7.3	7.4	7.4	7.7	7.6	7.2



Report Created: Tue 26 December 2023 13:55:23 GMT+11 (Note: Timing is based on positional data)

- [] Ranking at each section and finish
- :-:- No data available at this section
- NA No data available

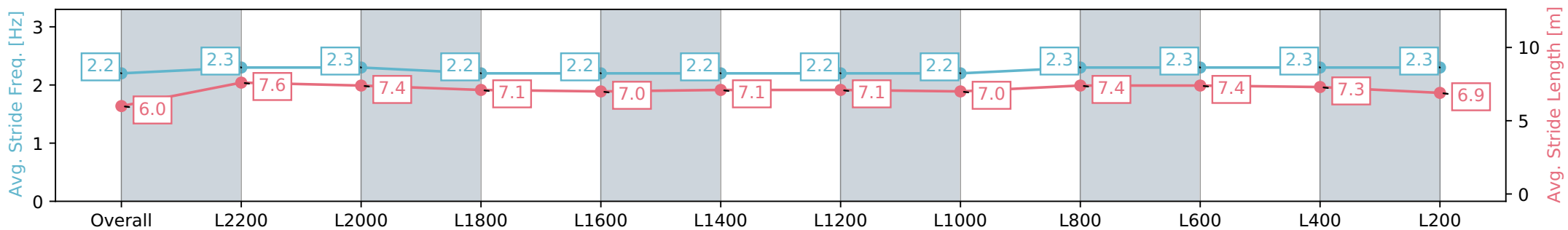
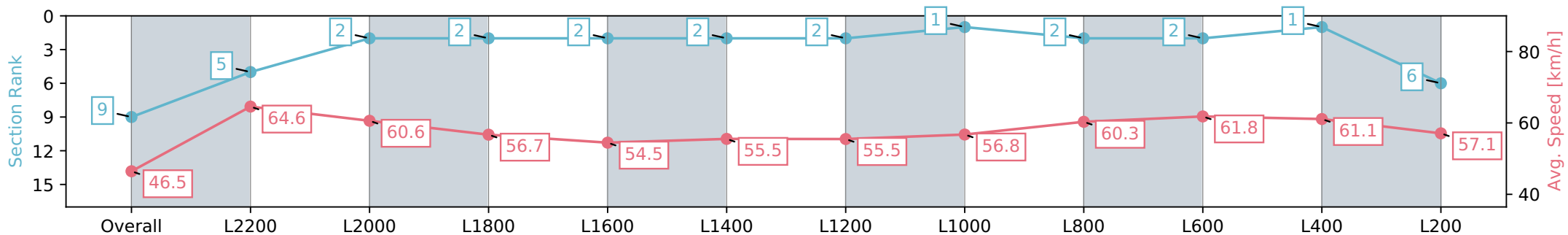
Horse/Jockey Name	MY MAEBELLINE GIRL
Finish Rank	9
Fastest Section	0:11.15 (L2200)
Top Speed [km/h] (Section)	65.7 (L2200)
Race State	Finished



Pukekohe Park NZ - Professional
 Race 5: DUNSTAN HORSEFEEDS STAYERS
 CHAMPIONSHIP FINAL - 2400m
 26 December 2023 - 3:07PM
 Track Rating: Soft 7, Weather: Showery, Rail Position: True



Section	Overall	L2200	L2000	L1800	L1600	L1400	L1200	L1000	L800	L600	L400	L200
Section Times	2:32.02 [9] (0:15.49)	2:16.53 [5] (0:11.15)	2:05.38 [2] (0:11.95)	1:53.43 [2] (0:12.84)	1:40.59 [2] (0:13.37)	1:27.22 [2] (0:12.97)	1:14.25 [2] (0:12.95)	1:01.30 [1] (0:13.01)	0:48.28 [2] (0:12.14)	0:36.15 [2] (0:11.76)	0:24.39 [1] (0:11.79)	0:12.60 [6] (0:12.60)
Average Speed [km/h]	46.5	64.6	60.6	56.7	54.5	55.5	55.5	56.8	60.3	61.8	61.1	57.1
Top Speed [km/h]	63.5	65.7	64.6	57.5	55.7	56.3	56.8	59.7	62.3	62.8	62.9	59.5
Avg. Dist. to Rail [m]	5.3	4.3	2.1	1.5	2.8	3.7	4.2	3.9	2.9	3.3	2.3	2.8
Avg. Stride Freq. [Hz]	2.2	2.3	2.3	2.2	2.2	2.2	2.2	2.2	2.3	2.3	2.3	2.3
Avg. Stride Length [m]	6.0	7.6	7.4	7.1	7.0	7.1	7.1	7.0	7.4	7.4	7.3	6.9



- [] Ranking at each section and finish
- :-:- No data available at this section
- NA No data available

Horse/Jockey Name	CHASE 'N' GOLD
Finish Rank	10
Fastest Section	0:11.48 (L2200)
Top Speed [km/h] (Section)	65.5 (Overall)
Race State	Finished

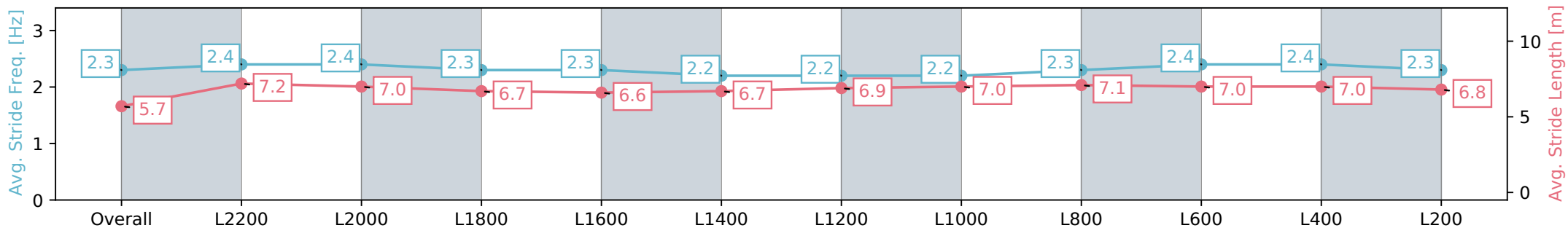
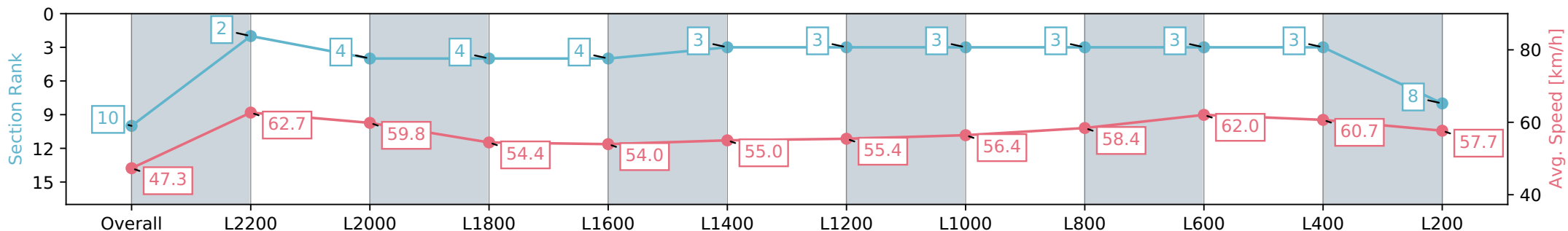


Pukekohe Park NZ - Professional
 Race 5: DUNSTAN HORSEFEEDS STAYERS
 CHAMPIONSHIP FINAL - 2400m



26 December 2023 - 3:07PM
 Track Rating: Soft 7, Weather: Showery, Rail Position: True

Section	Overall	L2200	L2000	L1800	L1600	L1400	L1200	L1000	L800	L600	L400	L200
Section Times	2:32.05 [10] (0:15.26)	2:16.79 [2] (0:11.48)	2:05.31 [4] (0:11.99)	1:53.32 [4] (0:13.16)	1:40.16 [4] (0:13.18)	1:26.98 [3] (0:13.09)	1:13.89 [3] (0:12.97)	1:00.92 [3] (0:12.66)	0:48.26 [3] (0:12.27)	0:35.99 [3] (0:11.68)	0:24.31 [3] (0:11.83)	0:12.48 [8] (0:12.48)
Average Speed [km/h]	47.3	62.7	59.8	54.4	54.0	55.0	55.4	56.4	58.4	62.0	60.7	57.7
Top Speed [km/h]	65.5	63.6	64.1	55.9	55.7	58.0	58.0	58.3	61.5	63.7	62.3	58.9
Avg. Dist. to Rail [m]	1.9	2.2	1.5	0.9	2.3	2.3	2.4	1.8	0.9	1.3	0.5	1.7
Avg. Stride Freq. [Hz]	2.3	2.4	2.4	2.3	2.3	2.2	2.2	2.2	2.3	2.4	2.4	2.3
Avg. Stride Length [m]	5.7	7.2	7.0	6.7	6.6	6.7	6.9	7.0	7.1	7.0	7.0	6.8



- [] Ranking at each section and finish
- :-:- No data available at this section
- NA No data available

Horse/Jockey Name	BIEDERMEIER
Finish Rank	11
Fastest Section	0:11.53 (L400)
Top Speed [km/h] (Section)	64.8 (L400)
Race State	Finished

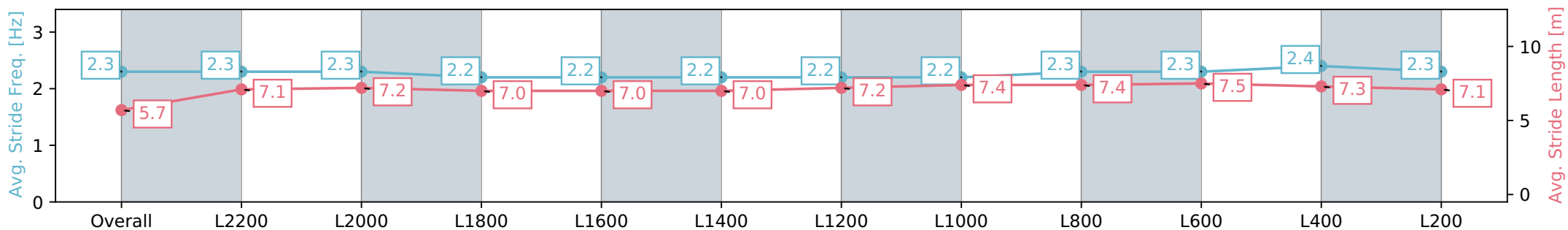
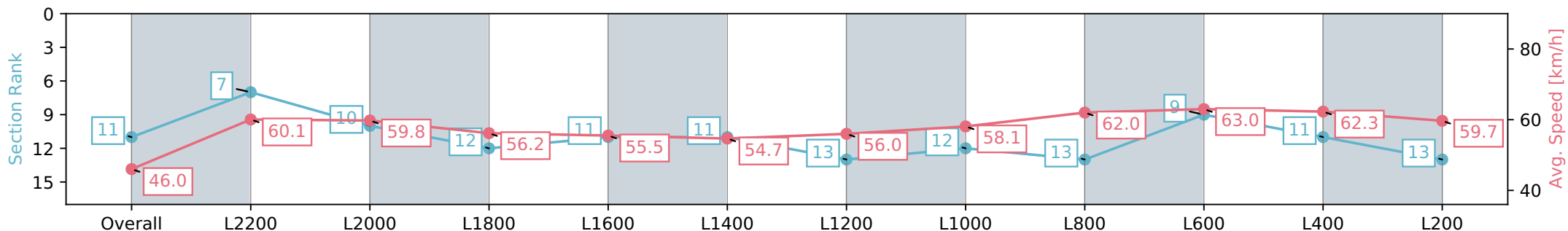


Pukekohe Park NZ - Professional
 Race 5: DUNSTAN HORSEFEEDS STAYERS
 CHAMPIONSHIP FINAL - 2400m



26 December 2023 - 3:07PM
 Track Rating: Soft 7, Weather: Showery, Rail Position: True

Section	Overall	L2200	L2000	L1800	L1600	L1400	L1200	L1000	L800	L600	L400	L200
Section Times	2:32.10 [11] (0:15.68)	2:16.42 [7] (0:11.98)	2:04.44 [10] (0:12.19)	1:52.25 [12] (0:12.97)	1:39.28 [11] (0:13.20)	1:26.08 [11] (0:13.16)	1:12.92 [13] (0:12.85)	1:00.07 [12] (0:12.75)	0:47.32 [13] (0:11.96)	0:35.36 [9] (0:11.77)	0:23.59 [11] (0:11.53)	0:12.06 [13] (0:12.06)
Average Speed [km/h]	46.0	60.1	59.8	56.2	55.5	54.7	56.0	58.1	62.0	63.0	62.3	59.7
Top Speed [km/h]	59.7	61.5	61.3	57.9	58.8	56.6	56.6	63.2	64.0	63.9	64.8	62.1
Avg. Dist. to Rail [m]	9.8	4.5	3.5	1.8	3.4	3.5	3.6	4.5	5.5	7.7	10.6	10.5
Avg. Stride Freq. [Hz]	2.3	2.3	2.3	2.2	2.2	2.2	2.2	2.2	2.3	2.3	2.4	2.3
Avg. Stride Length [m]	5.7	7.1	7.2	7.0	7.0	7.0	7.2	7.4	7.4	7.5	7.3	7.1



Report Created: Tue 26 December 2023 13:55:37 GMT+11 (Note: Timing is based on positional data)

- [] Ranking at each section and finish
- :-:- No data available at this section
- NA No data available

Horse/Jockey Name	AFTER PARTY
Finish Rank	12
Fastest Section	0:11.46 (L2200)
Top Speed [km/h] (Section)	64.6 (L600)
Race State	Finished

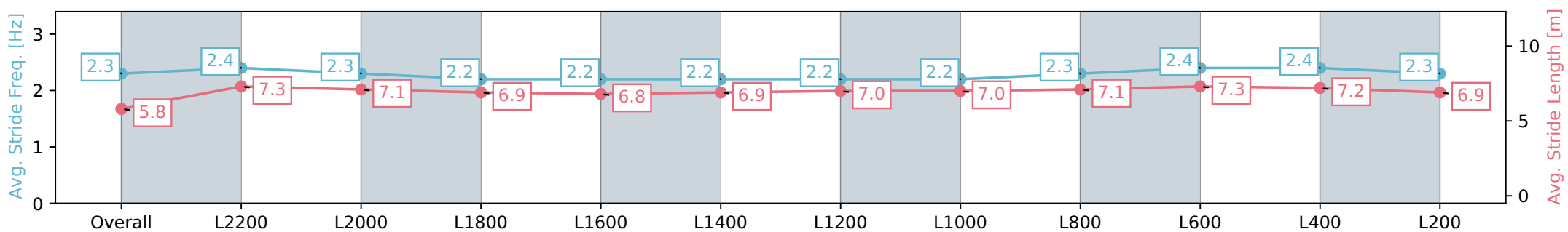
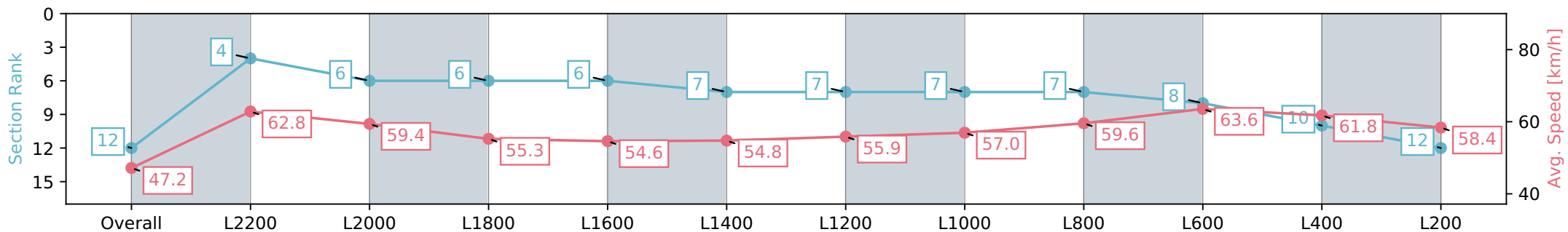


Pukekohe Park NZ - Professional
 Race 5: DUNSTAN HORSEFEEDS STAYERS
 CHAMPIONSHIP FINAL - 2400m



26 December 2023 - 3:07PM
 Track Rating: Soft 7, Weather: Showery, Rail Position: True

Section	Overall	L2200	L2000	L1800	L1600	L1400	L1200	L1000	L800	L600	L400	L200
Section Times	2:32.19 [12] (0:15.33)	2:16.86 [4] (0:11.46)	2:05.40 [6] (0:12.18)	1:53.22 [6] (0:13.15)	1:40.07 [6] (0:13.36)	1:26.71 [7] (0:13.17)	1:13.54 [7] (0:12.84)	1:00.70 [7] (0:12.87)	0:47.83 [7] (0:12.31)	0:35.52 [8] (0:11.56)	0:23.95 [10] (0:11.63)	0:12.32 [12] (0:12.32)
Average Speed [km/h]	47.2	62.8	59.4	55.3	54.6	54.8	55.9	57.0	59.6	63.6	61.8	58.4
Top Speed [km/h]	62.4	64.2	63.4	56.7	57.3	56.5	57.2	59.1	62.7	64.6	63.7	59.8
Avg. Dist. to Rail [m]	9.9	2.6	1.2	1.5	3.1	1.7	1.2	2.5	3.4	5.6	6.4	5.9
Avg. Stride Freq. [Hz]	2.3	2.4	2.3	2.2	2.2	2.2	2.2	2.2	2.3	2.4	2.4	2.3
Avg. Stride Length [m]	5.8	7.3	7.1	6.9	6.8	6.9	7.0	7.0	7.1	7.3	7.2	6.9



Report Created: Tue 26 December 2023 13:55:41 GMT+11 (Note: Timing is based on positional data)

- [] Ranking at each section and finish
- :-:- No data available at this section
- NA No data available



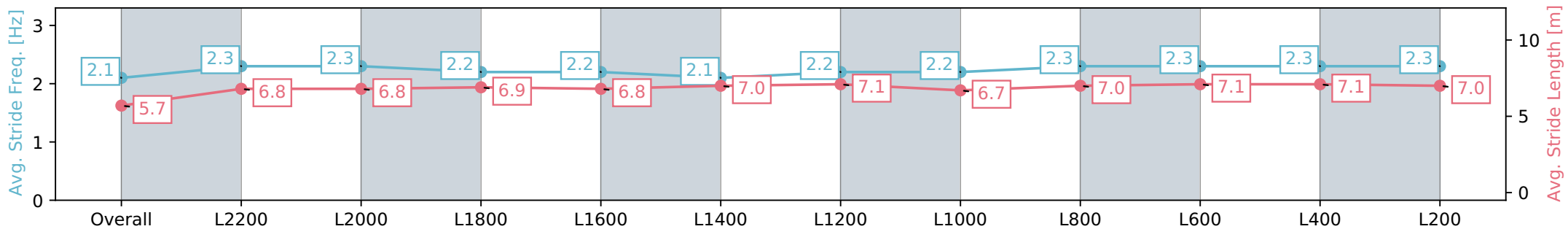
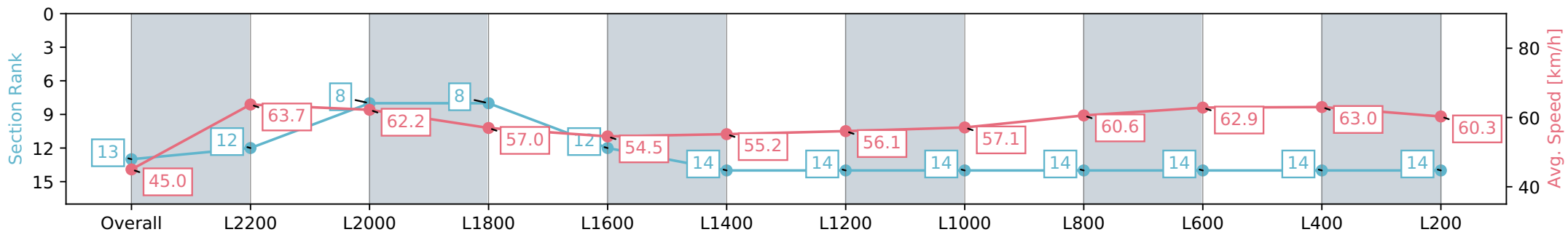
Horse/Jockey Name	ROCCIA
Finish Rank	13
Fastest Section	0:11.33 (L2200)
Top Speed [km/h] (Section)	69.4 (L2000)
Race State	Finished



Pukekohe Park NZ - Professional
 Race 5: DUNSTAN HORSEFEEDS STAYERS
 CHAMPIONSHIP FINAL - 2400m
 26 December 2023 - 3:07PM
 Track Rating: Soft 7, Weather: Showery, Rail Position: True



Section	Overall	L2200	L2000	L1800	L1600	L1400	L1200	L1000	L800	L600	L400	L200
Section Times	2:32.21 [13] (0:16.03)	2:16.18 [12] (0:11.33)	2:04.85 [8] (0:12.17)	1:52.68 [8] (0:13.31)	1:39.37 [12] (0:13.44)	1:25.93 [14] (0:13.01)	1:12.92 [14] (0:12.82)	1:00.10 [14] (0:12.81)	0:47.28 [14] (0:12.22)	0:35.07 [14] (0:11.76)	0:23.31 [14] (0:11.37)	0:11.94 [14] (0:11.94)
Average Speed [km/h]	45.0	63.7	62.2	57.0	54.5	55.2	56.1	57.1	60.6	62.9	63.0	60.3
Top Speed [km/h]	64.7	69.4	69.4	59.9	59.8	59.6	58.5	61.1	65.3	65.2	66.3	63.0
Avg. Dist. to Rail [m]	32.9	19.5	10.7	8.9	2.7	1.4	2.1	2.6	4.6	6.2	7.6	6.3
Avg. Stride Freq. [Hz]	2.1	2.3	2.3	2.2	2.2	2.1	2.2	2.2	2.3	2.3	2.3	2.3
Avg. Stride Length [m]	5.7	6.8	6.8	6.9	6.8	7.0	7.1	6.7	7.0	7.1	7.1	7.0



Report Created: Tue 26 December 2023 13:55:46 GMT+11 (Note: Timing is based on positional data)

- [] Ranking at each section and finish
- :-:- No data available at this section
- NA No data available

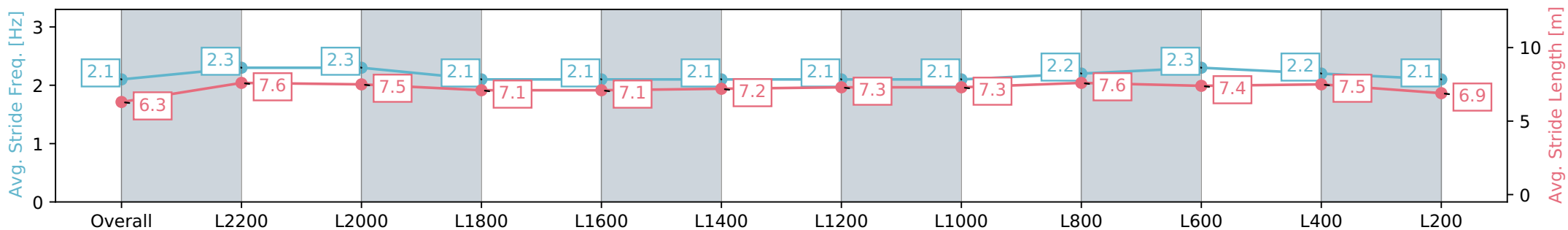
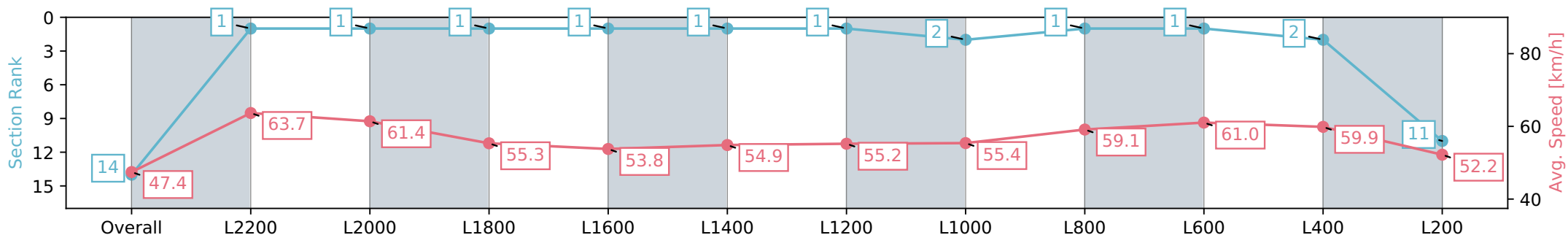
Horse/Jockey Name	TAWI
Finish Rank	14
Fastest Section	0:11.31 (L2200)
Top Speed [km/h] (Section)	64.6 (L2200)
Race State	Finished



Pukekohe Park NZ - Professional
 Race 5: DUNSTAN HORSEFEEDS STAYERS
 CHAMPIONSHIP FINAL - 2400m
 26 December 2023 - 3:07PM
 Track Rating: Soft 7, Weather: Showery, Rail Position: True



Section	Overall	L2200	L2000	L1800	L1600	L1400	L1200	L1000	L800	L600	L400	L200
Section Times	2:33.48 [14] (0:15.16)	2:18.32 [1] (0:11.31)	2:07.01 [1] (0:11.75)	1:55.26 [1] (0:12.97)	1:42.28 [1] (0:13.39)	1:28.90 [1] (0:13.15)	1:15.75 [1] (0:13.04)	1:02.71 [2] (0:12.89)	0:49.82 [1] (0:12.19)	0:37.63 [1] (0:11.88)	0:25.75 [2] (0:12.02)	0:13.73 [11] (0:13.73)
Average Speed [km/h]	47.4	63.7	61.4	55.3	53.8	54.9	55.2	55.4	59.1	61.0	59.9	52.2
Top Speed [km/h]	62.2	64.6	63.9	57.2	55.0	55.9	56.0	56.7	61.9	61.9	62.0	58.0
Avg. Dist. to Rail [m]	1.8	0.6	1.0	1.1	0.8	0.4	1.5	1.0	0.5	1.3	0.4	0.5
Avg. Stride Freq. [Hz]	2.1	2.3	2.3	2.1	2.1	2.1	2.1	2.1	2.2	2.3	2.2	2.1
Avg. Stride Length [m]	6.3	7.6	7.5	7.1	7.1	7.2	7.3	7.3	7.6	7.4	7.5	6.9



- [] Ranking at each section and finish
- :-:- No data available at this section
- NA No data available