

Track Rating: Unknown, Weather: Unknown, Rail Position: Unknown

Section		Overall											From Winner [m]	
Field Times		1:22.84												
		(0:14.00)												
		L1200												
		1:08.84												
		(0:10.97)												
		L1000												
		0:57.87												
		(0:11.56)												
		L800												
		0:46.31												
		(0:11.97)												
		L600												
		0:34.34												
		(0:11.52)												
		L400												
		0:22.82												
		(0:11.12)												
Position	#	Horse/Jockey	Barrier	Top Speed [km/h]	Fastest Section	First 400m	Overall	L1200	L1000	L800	L600	L400		
1	5	WILD NIGHT	1	68.4	0:10.95	0:25.69	1:22.85	1:08.28 [5]	0:57.16 [4]	0:45.76 [4]	0:34.08 [3]	0:22.66 [5]		
		Owen Bosson		400-200	400-200		(0:14.56)	(0:11.13)	(0:11.40)	(0:11.68)	(0:11.42)	(0:10.95)		
2	6	UDERZO	4	68.0	0:10.81	0:25.96	1:22.89	1:08.03 [7]	0:56.93 [7]	0:45.56 [7]	0:33.86 [8]	0:22.44 [9]		+1
		Masahiro Hashizume		400-200	400-200		(0:14.86)	(0:11.10)	(0:11.37)	(0:11.70)	(0:11.42)	(0:10.81)		
3	1	PACKING ROCKSTAR	6	67.7	0:10.93	0:25.70	1:23.02	1:08.25 [6]	0:57.32 [5]	0:45.88 [5]	0:34.23 [4]	0:23.00 [1]		+13
		Triston Moodley		400-200	1200-1000		(0:14.77)	(0:10.93)	(0:11.44)	(0:11.65)	(0:11.23)	(0:11.13)		
4	8	SAINT BATHANS	9	67.9	0:10.90	0:26.39	1:23.05	1:07.84 [10]	0:56.66 [10]	0:45.39 [10]	0:33.91 [10]	0:22.63 [8]		+7
		Sam Weatherley		400-200	400-200		(0:15.21)	(0:11.18)	(0:11.27)	(0:11.48)	(0:11.28)	(0:10.90)		
5	7	SAINT ALICE	2	68.5	0:10.84	0:25.78	1:23.06	1:08.59 [4]	0:57.28 [6]	0:45.74 [6]	0:33.99 [9]	0:22.40 [11]		+5
		Craig Grylls		400-200	400-200		(0:14.47)	(0:11.31)	(0:11.54)	(0:11.75)	(0:11.59)	(0:10.84)		
6	4	THUNDER	3	66.6	0:10.96	0:26.80	1:23.38	1:07.77 [11]	0:56.57 [11]	0:45.62 [11]	0:34.12 [11]	0:22.74 [10]		+0
		Ashvin Goindasamy		400-200	1000-800		(0:15.61)	(0:11.19)	(0:10.96)	(0:11.50)	(0:11.38)	(0:11.01)		
7	2	JODELIN GAL	10	67.0	0:11.06	0:26.13	1:23.55	1:08.53 [9]	0:57.42 [9]	0:46.11 [9]	0:34.66 [5]	0:23.34 [6]		+8
		James Doyle		400-200	400-200		(0:15.02)	(0:11.11)	(0:11.31)	(0:11.45)	(0:11.32)	(0:11.06)		
8	9	FLAMEBIRD	7	68.2	0:11.06	0:25.34	1:23.56	1:09.33 [3]	0:58.23 [3]	0:46.50 [3]	0:34.67 [6]	0:23.41 [4]		+13
		Vincent Colgan		600-400	400-200		(0:14.24)	(0:11.10)	(0:11.73)	(0:11.83)	(0:11.26)	(0:11.06)		
9	3	TELLALL	8	68.5	0:10.97	0:24.97	1:23.74	1:09.74 [1]	0:58.77 [1]	0:47.09 [2]	0:35.02 [2]	0:23.61 [3]		+8
		Kazuya Asano		1400-1200	1200-1000		(0:14.00)	(0:10.97)	(0:11.68)	(0:12.07)	(0:11.41)	(0:11.26)		
10	10	MANRICO	5	67.4	0:10.87	0:24.98	1:24.37	1:10.26 [2]	0:59.39 [2]	0:47.84 [1]	0:35.87 [1]	0:24.25 [2]		+2
		Courtney Barnes		1200-1000	1200-1000		(0:14.11)	(0:10.87)	(0:11.55)	(0:11.97)	(0:11.62)	(0:11.50)		

Track Rating: Unknown, Weather: Unknown, Rail Position: Unknown

Section							Overall	L1200	L1000	L800	L600	L400		
Field Times							1:22.84	1:08.84	0:57.87	0:46.31	0:34.34	0:22.82		
							(0:14.00)	(0:10.97)	(0:11.56)	(0:11.97)	(0:11.52)	(0:11.12)		
Position	#	Horse/Jockey	Barrier	Top Speed [km/h]	Fastest Section	First 400m								From Winner [m]
11	11	THAT'S ALL FINE	11	66.1	0:11.09	0:26.07	1:25.28	1:10.31 [8]	0:59.22 [8]	0:47.92 [8]	0:36.39 [7]	0:24.95 [7]		+12
		Ace Lawson-Carroll		1200-1000	1200-1000		(0:14.98)	(0:11.09)	(0:11.30)	(0:11.53)	(0:11.44)	(0:11.55)		

Track Rating: Unknown, Weather: Unknown, Rail Position: Unknown

Section												L200		
Field Times												0:11.70		
												(0:11.70)		
Position	#	Horse/Jockey	Barrier	Top Speed [km/h]	Fastest Section	First 400m	Margin					From Winner [m]		
1	5	WILD NIGHT	1	68.4	0:10.95	0:25.69	0:11.71 [1]	1:22.85						
		Owen Bosson		400-200	400-200		(0:11.71)							
2	6	UDERZO	4	68.0	0:10.81	0:25.96	0:11.63 [4]	0.3L					+1	
		Masahiro Hashizume		400-200	400-200		(0:11.63)							
3	1	PACKING ROCKSTAR	6	67.7	0:10.93	0:25.70	0:11.87 [2]	1.2L					+13	
		Triston Moodley		400-200	1200-1000		(0:11.87)							
4	8	SAINT BATHANS	9	67.9	0:10.90	0:26.39	0:11.73 [6]	1.4L					+7	
		Sam Weatherley		400-200	400-200		(0:11.73)							
5	7	SAINT ALICE	2	68.5	0:10.84	0:25.78	0:11.56 [8]	1.4L					+5	
		Craig Grylls		400-200	400-200		(0:11.56)							
6	4	THUNDER	3	66.6	0:10.96	0:26.80	0:11.73 [10]	3.6L					+0	
		Ashvin Goindasamy		400-200	1000-800		(0:11.73)							
7	2	JODELIN GAL	10	67.0	0:11.06	0:26.13	0:12.28 [5]	4.7L					+8	
		James Doyle		400-200	400-200		(0:12.28)							
8	9	FLAMEBIRD	7	68.2	0:11.06	0:25.34	0:12.35 [3]	4.8L					+13	
		Vincent Colgan		600-400	400-200		(0:12.35)							
9	3	TELLALL	8	68.5	0:10.97	0:24.97	0:12.35 [7]	5.9L					+8	
		Kazuya Asano		1400-1200	1200-1000		(0:12.35)							
10	10	MANRICO	5	67.4	0:10.87	0:24.98	0:12.75 [9]	10.1L					+2	
		Courtney Barnes		1200-1000	1200-1000		(0:12.75)							

Track Rating: Unknown, Weather: Unknown, Rail Position: Unknown

Section
Field Times

L200
0:11.70
(0:11.70)

Position	#	Horse/Jockey	Barrier	Top Speed [km/h]	Fastest Section	First 400m	Margin							From Winner [m]	
11	11	THAT'S ALL FINE	11	66.1	0:11.09	0:26.07	0:13.40 [11]	16.3L							+12
		Ace Lawson-Carroll		1200-1000	1200-1000		(0:13.40)								

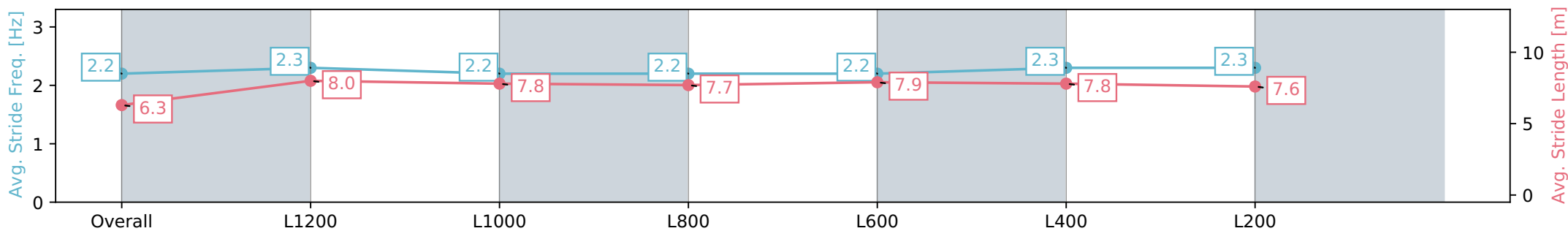
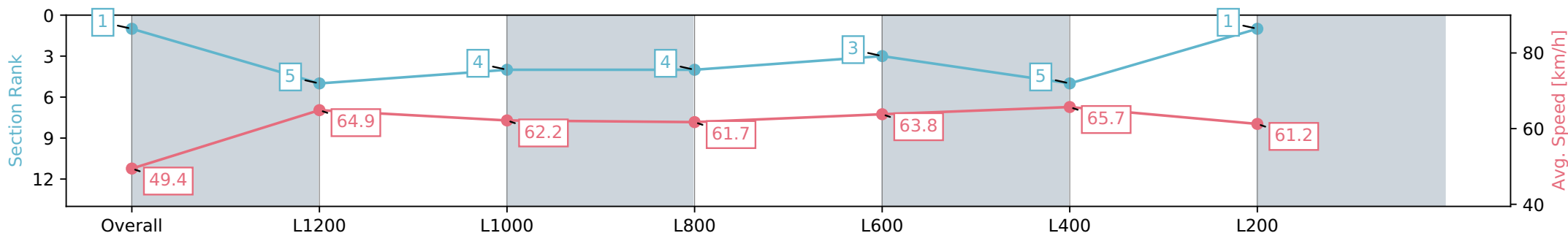
Horse/Jockey Name	WILD NIGHT
Finish Rank	1
Fastest Section	0:10.95 (L400)
Top Speed [km/h] (Section)	68.4 (L400)
Race State	Finished



Pukekohe Park NZ - Professional
 Race 4: BARFOOT & THOMPSON 1400 - 1400m
 26 December 2023 - 2:32PM
 Track Rating: Unknown, Weather: Unknown, Rail Position: Unknown



Section	Overall	L1200	L1000	L800	L600	L400	L200
Section Times	1:22.85 [1] (0:14.56)	1:08.28 [5] (0:11.13)	0:57.16 [4] (0:11.40)	0:45.76 [4] (0:11.68)	0:34.08 [3] (0:11.42)	0:22.66 [5] (0:10.95)	0:11.71 [1] (0:11.71)
Average Speed [km/h]	49.4	64.9	62.2	61.7	63.8	65.7	61.2
Top Speed [km/h]	65.1	66.0	64.5	62.8	67.8	68.4	62.9
Avg. Dist. to Rail [m]	1.5	0.8	2.0	0.5	2.6	3.8	5.4
Avg. Stride Freq. [Hz]	2.2	2.3	2.2	2.2	2.2	2.3	2.3
Avg. Stride Length [m]	6.3	8.0	7.8	7.7	7.9	7.8	7.6



- [] Ranking at each section and finish
- :-:- No data available at this section
- NA No data available

Horse/Jockey Name	UDERZO
Finish Rank	2
Fastest Section	0:10.81 (L400)
Top Speed [km/h] (Section)	68.0 (L400)
Race State	Finished



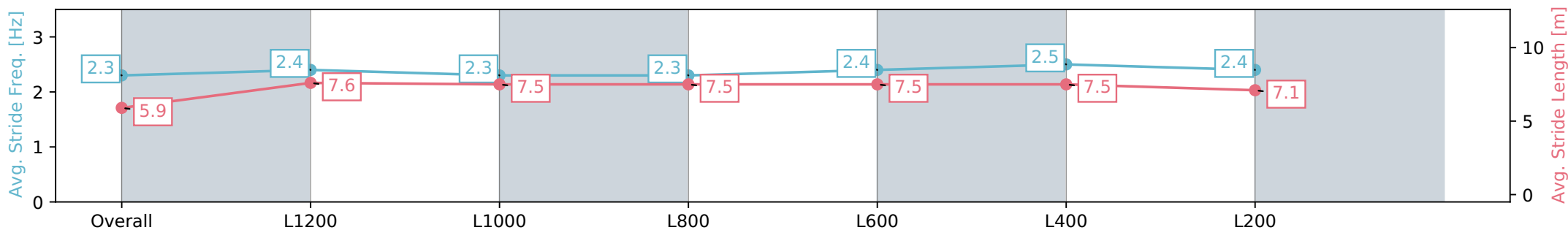
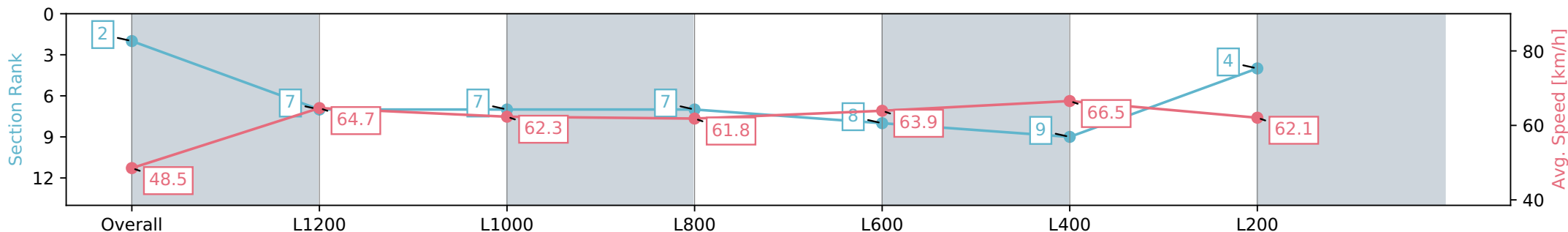
Pukekohe Park NZ - Professional
Race 4: BARFOOT & THOMPSON 1400 - 1400m

26 December 2023 - 2:32PM



Track Rating: Unknown, Weather: Unknown, Rail Position: Unknown

Section	Overall	L1200	L1000	L800	L600	L400	L200
Section Times	1:22.89 [2] (0:14.86)	1:08.03 [7] (0:11.10)	0:56.93 [7] (0:11.37)	0:45.56 [7] (0:11.70)	0:33.86 [8] (0:11.42)	0:22.44 [9] (0:10.81)	0:11.63 [4] (0:11.63)
Average Speed [km/h]	48.5	64.7	62.3	61.8	63.9	66.5	62.1
Top Speed [km/h]	63.9	65.9	63.8	63.3	67.9	68.0	64.8
Avg. Dist. to Rail [m]	2.1	2.1	2.7	0.7	4.5	6.8	6.8
Avg. Stride Freq. [Hz]	2.3	2.4	2.3	2.3	2.4	2.5	2.4
Avg. Stride Length [m]	5.9	7.6	7.5	7.5	7.5	7.5	7.1



- [] Ranking at each section and finish
- :-:- No data available at this section
- NA No data available

Horse/Jockey Name	PACKING ROCKSTAR
Finish Rank	3
Fastest Section	0:10.93 (L1200)
Top Speed [km/h] (Section)	67.7 (L400)
Race State	Finished



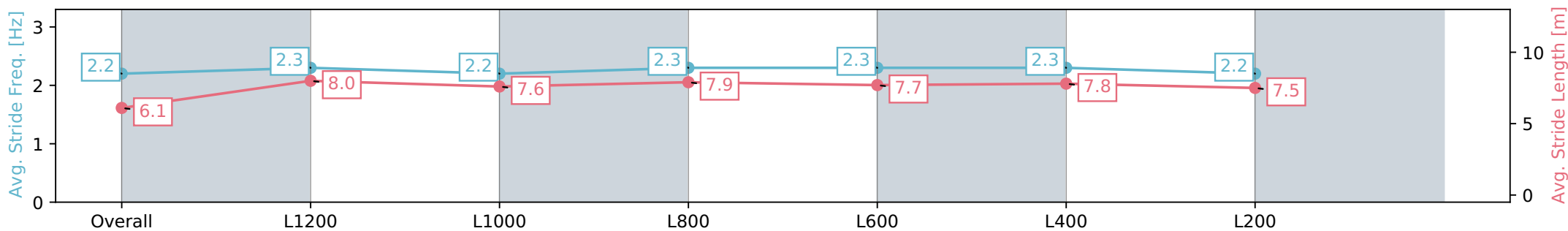
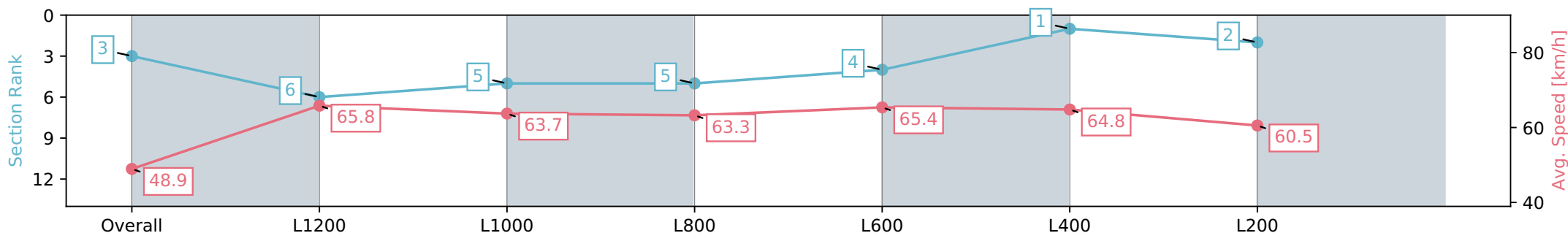
Pukekohe Park NZ - Professional
Race 4: BARFOOT & THOMPSON 1400 - 1400m

26 December 2023 - 2:32PM



Track Rating: Unknown, Weather: Unknown, Rail Position: Unknown

Section	Overall	L1200	L1000	L800	L600	L400	L200
Section Times	1:23.02 [3] (0:14.77)	1:08.25 [6] (0:10.93)	0:57.32 [5] (0:11.44)	0:45.88 [5] (0:11.65)	0:34.23 [4] (0:11.23)	0:23.00 [1] (0:11.13)	0:11.87 [2] (0:11.87)
Average Speed [km/h]	48.9	65.8	63.7	63.3	65.4	64.8	60.5
Top Speed [km/h]	64.4	66.9	66.6	66.3	67.0	67.7	64.3
Avg. Dist. to Rail [m]	3.6	1.3	2.3	3.8	5.8	6.4	7.1
Avg. Stride Freq. [Hz]	2.2	2.3	2.2	2.3	2.3	2.3	2.2
Avg. Stride Length [m]	6.1	8.0	7.6	7.9	7.7	7.8	7.5



- [] Ranking at each section and finish
- :-:- No data available at this section
- NA No data available

Horse/Jockey Name	SAINT BATHANS
Finish Rank	4
Fastest Section	0:10.90 (L400)
Top Speed [km/h] (Section)	67.9 (L400)
Race State	Finished



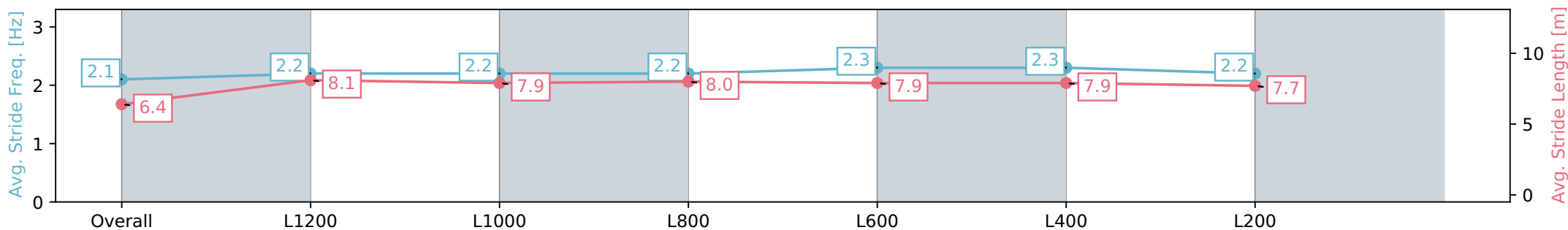
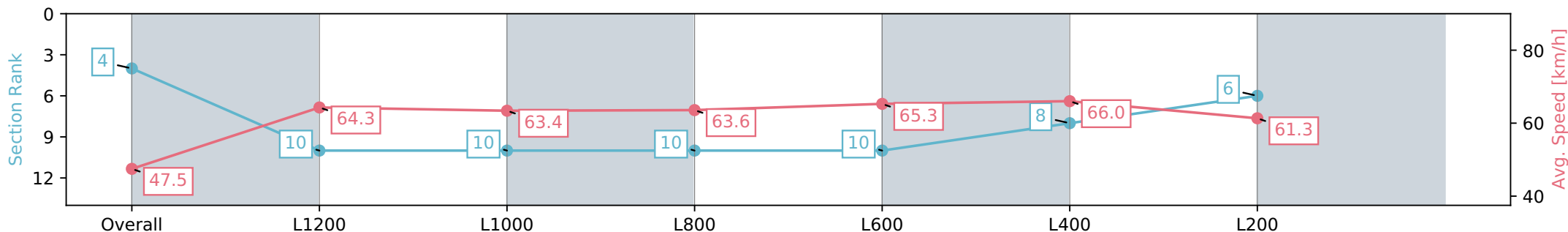
Pukekohe Park NZ - Professional
Race 4: BARFOOT & THOMPSON 1400 - 1400m

26 December 2023 - 2:32PM



Track Rating: Unknown, Weather: Unknown, Rail Position: Unknown

Section	Overall	L1200	L1000	L800	L600	L400	L200
Section Times	1:23.05 [4] (0:15.21)	1:07.84 [10] (0:11.18)	0:56.66 [10] (0:11.27)	0:45.39 [10] (0:11.48)	0:33.91 [10] (0:11.28)	0:22.63 [8] (0:10.90)	0:11.73 [6] (0:11.73)
Average Speed [km/h]	47.5	64.3	63.4	63.6	65.3	66.0	61.3
Top Speed [km/h]	64.6	65.6	65.0	65.1	67.4	67.9	64.4
Avg. Dist. to Rail [m]	3.5	0.6	1.2	2.4	5.9	9.7	10.9
Avg. Stride Freq. [Hz]	2.1	2.2	2.2	2.2	2.3	2.3	2.2
Avg. Stride Length [m]	6.4	8.1	7.9	8.0	7.9	7.9	7.7



- [] Ranking at each section and finish
- :-:- No data available at this section
- NA No data available

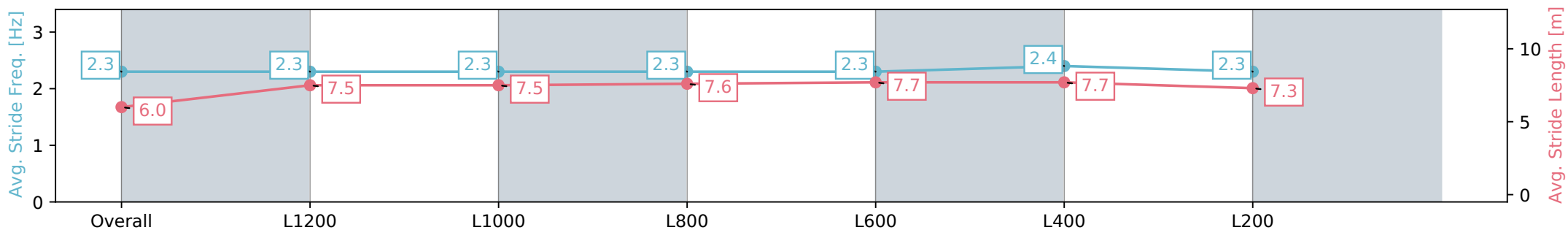
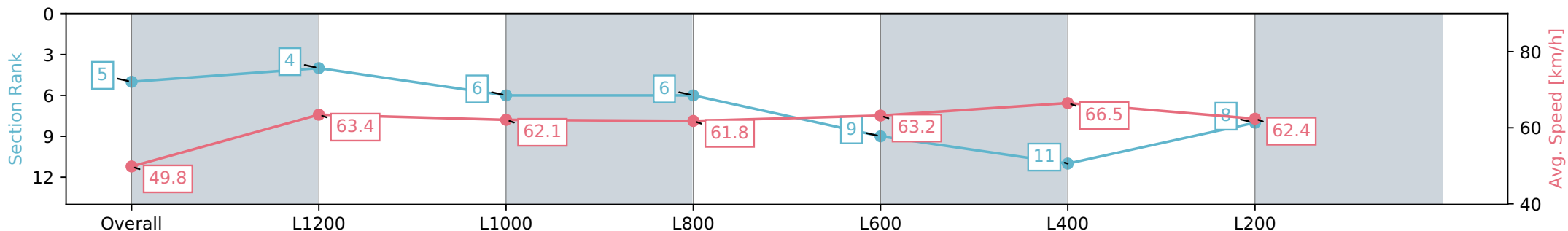
Horse/Jockey Name	SAINT ALICE
Finish Rank	5
Fastest Section	0:10.84 (L400)
Top Speed [km/h] (Section)	68.5 (L400)
Race State	Finished



Pukekohe Park NZ - Professional
 Race 4: BARFOOT & THOMPSON 1400 - 1400m
 26 December 2023 - 2:32PM
 Track Rating: Unknown, Weather: Unknown, Rail Position: Unknown



Section	Overall	L1200	L1000	L800	L600	L400	L200
Section Times	1:23.06 [5] (0:14.47)	1:08.59 [4] (0:11.31)	0:57.28 [6] (0:11.54)	0:45.74 [6] (0:11.75)	0:33.99 [9] (0:11.59)	0:22.40 [11] (0:10.84)	0:11.56 [8] (0:11.56)
Average Speed [km/h]	49.8	63.4	62.1	61.8	63.2	66.5	62.4
Top Speed [km/h]	65.1	65.1	64.6	63.9	67.0	68.5	64.7
Avg. Dist. to Rail [m]	2.0	1.1	1.4	1.4	5.9	9.0	10.4
Avg. Stride Freq. [Hz]	2.3	2.3	2.3	2.3	2.3	2.4	2.3
Avg. Stride Length [m]	6.0	7.5	7.5	7.5	7.6	7.7	7.3



- [] Ranking at each section and finish
- :-:- No data available at this section
- NA No data available

Horse/Jockey Name	THUNDER
Finish Rank	6
Fastest Section	0:10.96 (L1000)
Top Speed [km/h] (Section)	66.6 (L400)
Race State	Finished



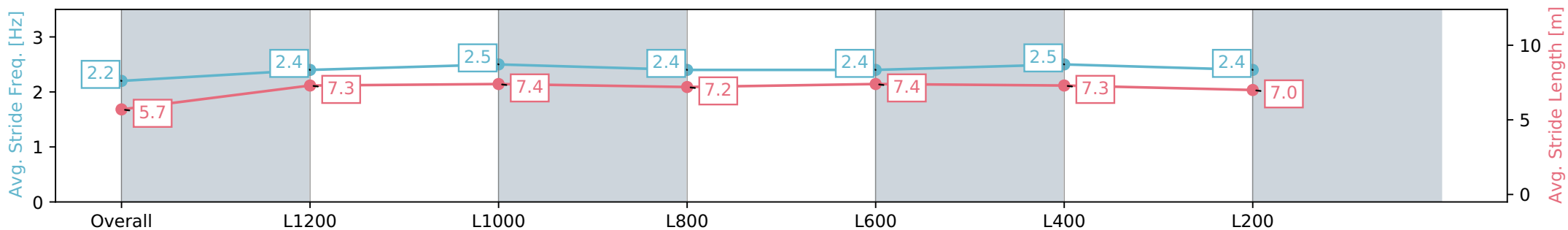
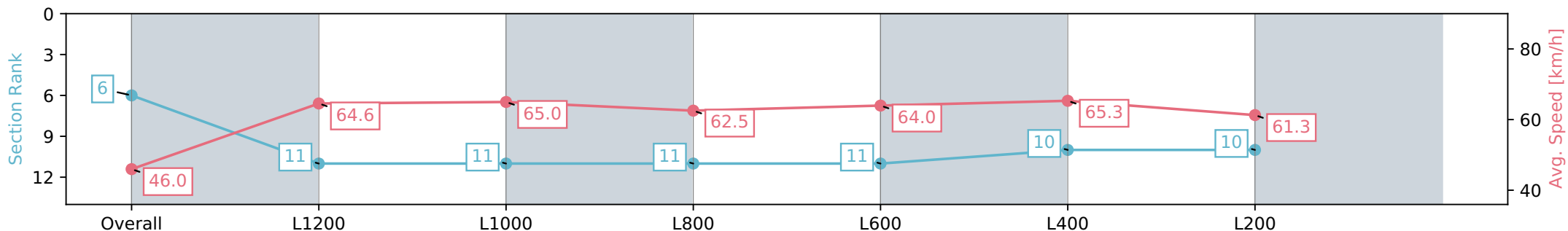
Pukekohe Park NZ - Professional
Race 4: BARFOOT & THOMPSON 1400 - 1400m

26 December 2023 - 2:32PM



Track Rating: Unknown, Weather: Unknown, Rail Position: Unknown

Section	Overall	L1200	L1000	L800	L600	L400	L200
Section Times	1:23.38 [6] (0:15.61)	1:07.77 [11] (0:11.19)	0:56.57 [11] (0:10.96)	0:45.62 [11] (0:11.50)	0:34.12 [11] (0:11.38)	0:22.74 [10] (0:11.01)	0:11.73 [10] (0:11.73)
Average Speed [km/h]	46.0	64.6	65.0	62.5	64.0	65.3	61.3
Top Speed [km/h]	63.2	65.5	65.7	64.2	65.8	66.6	63.5
Avg. Dist. to Rail [m]	0.8	1.3	1.9	0.6	1.9	1.8	3.9
Avg. Stride Freq. [Hz]	2.2	2.4	2.5	2.4	2.4	2.5	2.4
Avg. Stride Length [m]	5.7	7.3	7.4	7.2	7.4	7.3	7.0



Report Created: Tue 26 December 2023 13:14:52 GMT+11 (Note: Timing is based on positional data)

- [] Ranking at each section and finish
- :-:- No data available at this section
- NA No data available

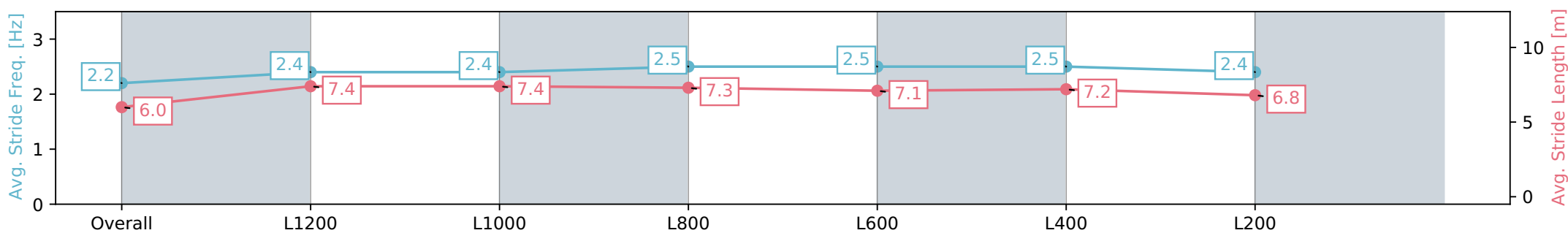
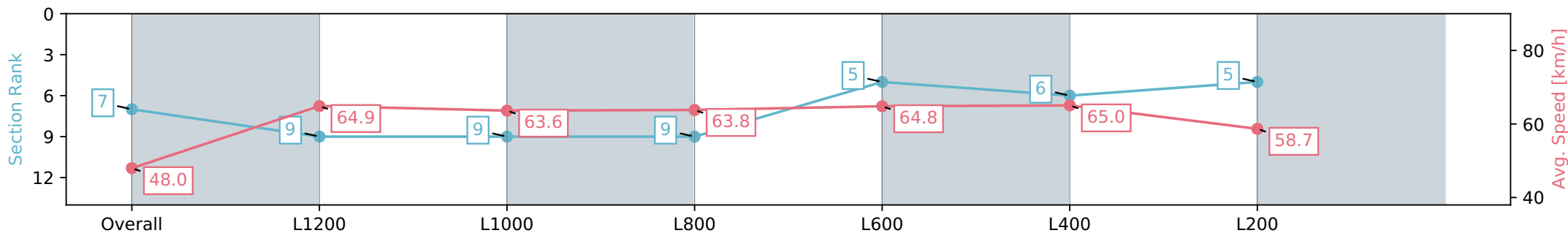
Horse/Jockey Name	JODELIN GAL
Finish Rank	7
Fastest Section	0:11.06 (L400)
Top Speed [km/h] (Section)	67.0 (L400)
Race State	Finished



Pukekohe Park NZ - Professional
 Race 4: BARFOOT & THOMPSON 1400 - 1400m
 26 December 2023 - 2:32PM
 Track Rating: Unknown, Weather: Unknown, Rail Position: Unknown



Section	Overall	L1200	L1000	L800	L600	L400	L200
Section Times	1:23.55 [7] (0:15.02)	1:08.53 [9] (0:11.11)	0:57.42 [9] (0:11.31)	0:46.11 [9] (0:11.45)	0:34.66 [5] (0:11.32)	0:23.34 [6] (0:11.06)	0:12.28 [5] (0:12.28)
Average Speed [km/h]	48.0	64.9	63.6	63.8	64.8	65.0	58.7
Top Speed [km/h]	64.2	65.5	65.0	65.2	67.0	67.0	62.7
Avg. Dist. to Rail [m]	5.6	1.1	0.5	2.3	5.7	8.5	9.5
Avg. Stride Freq. [Hz]	2.2	2.4	2.4	2.5	2.5	2.5	2.4
Avg. Stride Length [m]	6.0	7.4	7.4	7.3	7.1	7.2	6.8



Report Created: Tue 26 December 2023 13:14:55 GMT+11 (Note: Timing is based on positional data)

- [] Ranking at each section and finish
- :-:- No data available at this section
- NA No data available

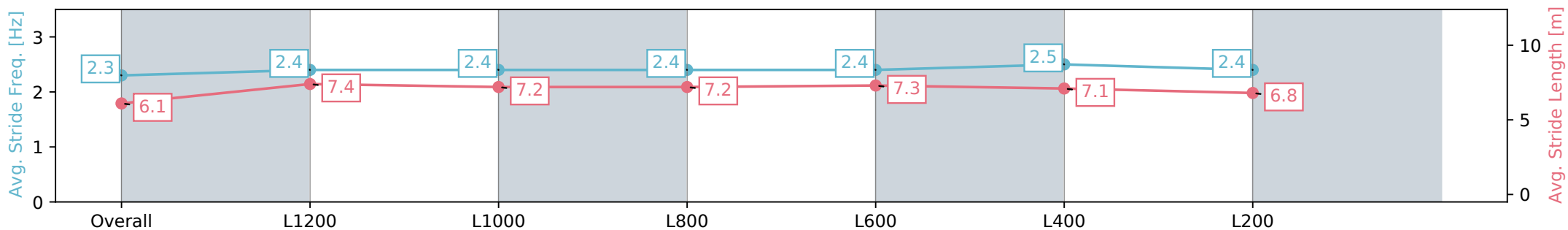
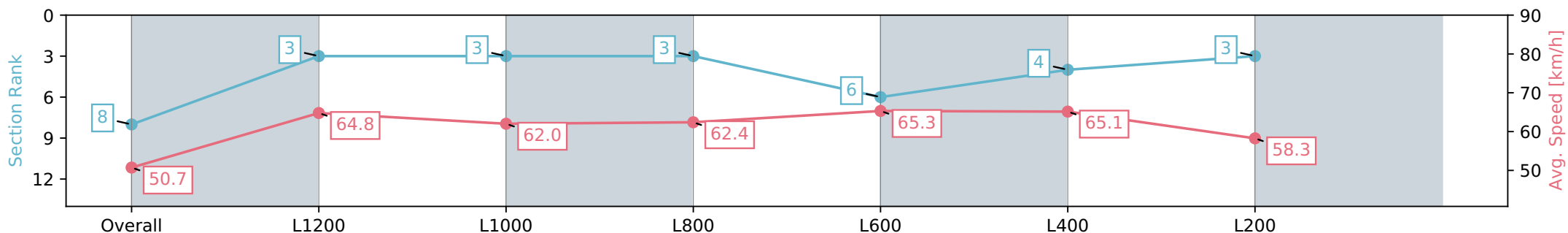
Horse/Jockey Name	FLAMEBIRD
Finish Rank	8
Fastest Section	0:11.06 (L400)
Top Speed [km/h] (Section)	68.2 (L600)
Race State	Finished



Pukekohe Park NZ - Professional
 Race 4: BARFOOT & THOMPSON 1400 - 1400m
 26 December 2023 - 2:32PM
 Track Rating: Unknown, Weather: Unknown, Rail Position: Unknown



Section	Overall	L1200	L1000	L800	L600	L400	L200
Section Times	1:23.56 [8] (0:14.24)	1:09.33 [3] (0:11.10)	0:58.23 [3] (0:11.73)	0:46.50 [3] (0:11.83)	0:34.67 [6] (0:11.26)	0:23.41 [4] (0:11.06)	0:12.35 [3] (0:12.35)
Average Speed [km/h]	50.7	64.8	62.0	62.4	65.3	65.1	58.3
Top Speed [km/h]	65.3	66.1	63.9	63.3	68.2	68.1	62.4
Avg. Dist. to Rail [m]	2.3	0.9	2.3	4.0	5.5	5.5	5.8
Avg. Stride Freq. [Hz]	2.3	2.4	2.4	2.4	2.4	2.5	2.4
Avg. Stride Length [m]	6.1	7.4	7.2	7.2	7.3	7.1	6.8



- [] Ranking at each section and finish
- :-:- No data available at this section
- NA No data available

Horse/Jockey Name	TELLALL
Finish Rank	9
Fastest Section	0:10.97 (L1200)
Top Speed [km/h] (Section)	68.5 (Overall)
Race State	Finished



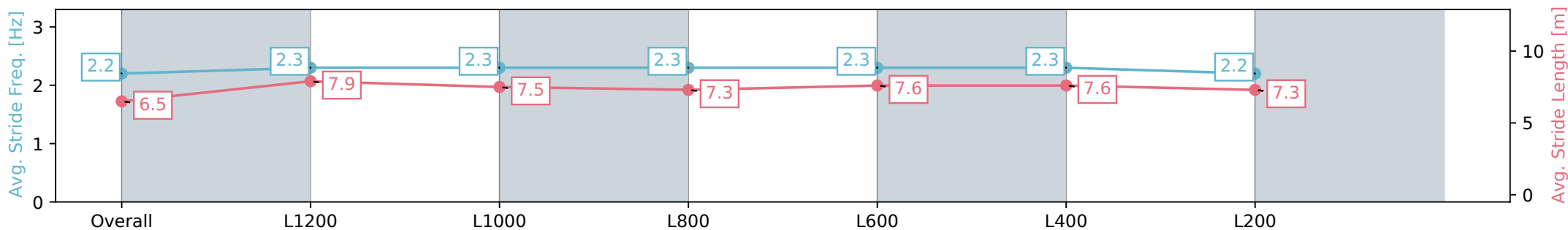
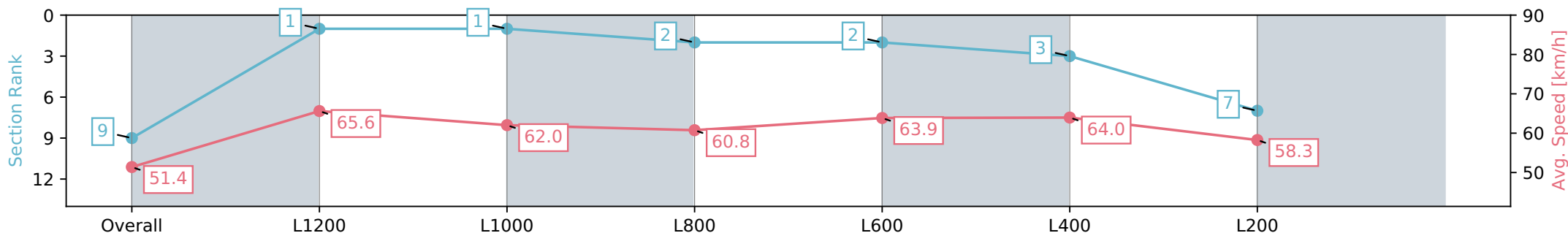
Pukekohe Park NZ - Professional
 Race 4: BARFOOT & THOMPSON 1400 - 1400m

26 December 2023 - 2:32PM



Track Rating: Unknown, Weather: Unknown, Rail Position: Unknown

Section	Overall	L1200	L1000	L800	L600	L400	L200
Section Times	1:23.74 [9] (0:14.00)	1:09.74 [1] (0:10.97)	0:58.77 [1] (0:11.68)	0:47.09 [2] (0:12.07)	0:35.02 [2] (0:11.41)	0:23.61 [3] (0:11.26)	0:12.35 [7] (0:12.35)
Average Speed [km/h]	51.4	65.6	62.0	60.8	63.9	64.0	58.3
Top Speed [km/h]	68.5	67.4	63.7	61.6	65.6	66.1	61.2
Avg. Dist. to Rail [m]	4.4	1.1	1.2	3.3	3.8	2.6	1.8
Avg. Stride Freq. [Hz]	2.2	2.3	2.3	2.3	2.3	2.3	2.2
Avg. Stride Length [m]	6.5	7.9	7.5	7.3	7.6	7.6	7.3



- [] Ranking at each section and finish
- :-:- No data available at this section
- NA No data available

Horse/Jockey Name	MANRICO
Finish Rank	10
Fastest Section	0:10.87 (L1200)
Top Speed [km/h] (Section)	67.4 (L1200)
Race State	Finished



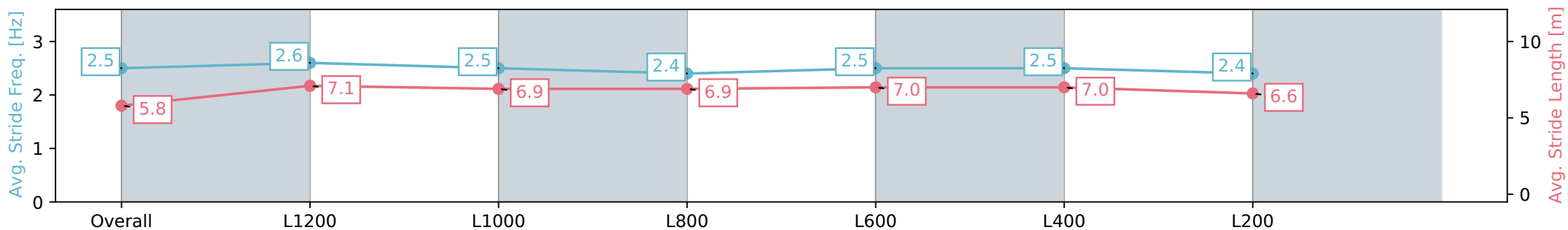
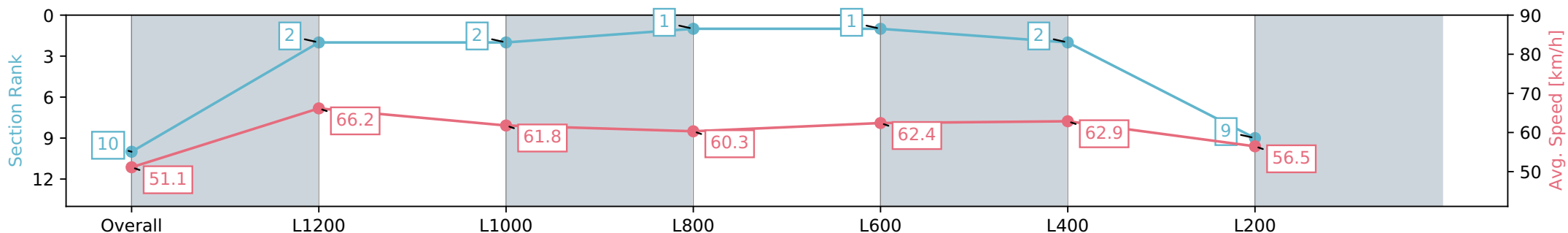
Pukekohe Park NZ - Professional
 Race 4: BARFOOT & THOMPSON 1400 - 1400m

26 December 2023 - 2:32PM



Track Rating: Unknown, Weather: Unknown, Rail Position: Unknown

Section	Overall	L1200	L1000	L800	L600	L400	L200
Section Times	1:24.37 [10] (0:14.11)	1:10.26 [2] (0:10.87)	0:59.39 [2] (0:11.55)	0:47.84 [1] (0:11.97)	0:35.87 [1] (0:11.62)	0:24.25 [2] (0:11.50)	0:12.75 [9] (0:12.75)
Average Speed [km/h]	51.1	66.2	61.8	60.3	62.4	62.9	56.5
Top Speed [km/h]	66.7	67.4	63.9	62.3	65.4	64.8	60.5
Avg. Dist. to Rail [m]	3.2	0.9	1.3	0.7	2.6	1.6	1.7
Avg. Stride Freq. [Hz]	2.5	2.6	2.5	2.4	2.5	2.5	2.4
Avg. Stride Length [m]	5.8	7.1	6.9	6.9	7.0	7.0	6.6



- [] Ranking at each section and finish
- :-:- No data available at this section
- NA No data available

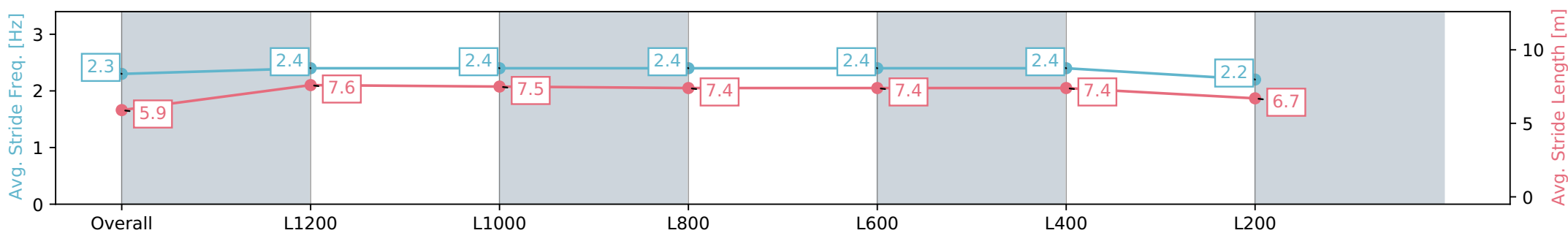
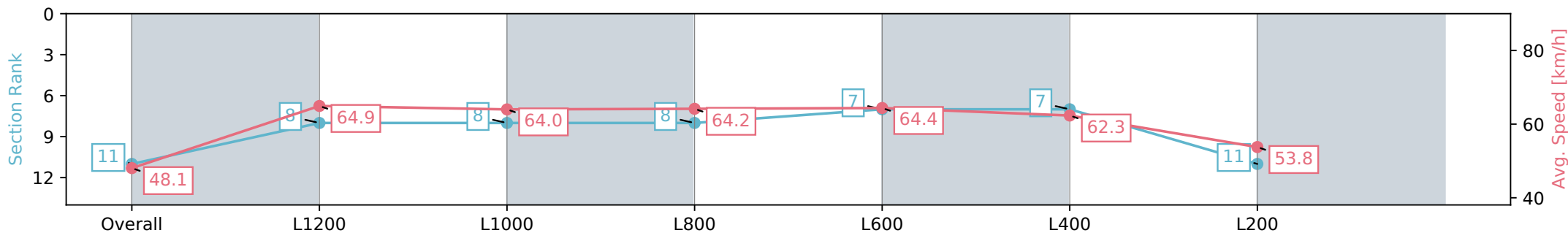
Horse/Jockey Name	THAT'S ALL FINE
Finish Rank	11
Fastest Section	0:11.09 (L1200)
Top Speed [km/h] (Section)	66.1 (L1200)
Race State	Finished



Pukekohe Park NZ - Professional
 Race 4: BARFOOT & THOMPSON 1400 - 1400m
 26 December 2023 - 2:32PM
 Track Rating: Unknown, Weather: Unknown, Rail Position: Unknown



Section	Overall	L1200	L1000	L800	L600	L400	L200
Section Times	1:25.28 [11] (0:14.98)	1:10.31 [8] (0:11.09)	0:59.22 [8] (0:11.30)	0:47.92 [8] (0:11.53)	0:36.39 [7] (0:11.44)	0:24.95 [7] (0:11.55)	0:13.40 [11] (0:13.40)
Average Speed [km/h]	48.1	64.9	64.0	64.2	64.4	62.3	53.8
Top Speed [km/h]	63.6	66.1	66.0	64.8	65.2	65.0	58.9
Avg. Dist. to Rail [m]	6.2	0.9	1.0	4.3	7.3	10.4	8.7
Avg. Stride Freq. [Hz]	2.3	2.4	2.4	2.4	2.4	2.4	2.2
Avg. Stride Length [m]	5.9	7.6	7.5	7.4	7.4	7.4	6.7



Report Created: Tue 26 December 2023 13:15:08 GMT+11 (Note: Timing is based on positional data)

- [] Ranking at each section and finish
- :-:- No data available at this section
- NA No data available