

Track Rating: Soft 6, Weather: Showery, Rail Position: True

Section							Overall	L1000	L800	L600	L400	L200		
Field Times							1:09.47 (0:13.36)	0:56.11 (0:10.34)	0:45.77 (0:10.95)	0:34.82 (0:11.14)	0:23.68 (0:11.36)	0:12.32 (0:12.32)	Margin	From Winner [m]
Position	#	Horse/Jockey	Barrier	Top Speed [km/h]	Fastest Section	First 400m								
1	6	IMPREVU James Doyle	4	70.0 1000-800	0:10.73 1000-800	0:24.49	1:09.46 (0:13.76)	0:55.70 [4] (0:10.73)	0:44.97 [5] (0:11.00)	0:33.97 [5] (0:11.08)	0:22.89 [5] (0:10.96)	0:11.93 [4] (0:11.93)	1:09.46	
2	2	MERCURIAL Owen Bosson	6	71.0 1000-800	0:10.48 1000-800	0:24.25	1:09.50 (0:13.77)	0:55.73 [5] (0:10.48)	0:45.25 [4] (0:10.92)	0:34.33 [4] (0:11.02)	0:23.31 [4] (0:11.12)	0:12.19 [2] (0:12.19)	0.3L	+0
3	1	JOHNY JOHNY Triston Moodley	1	70.5 1000-800	0:10.34 1000-800	0:23.69	1:09.62 (0:13.35)	0:56.27 [1] (0:10.34)	0:45.93 [1] (0:10.95)	0:34.98 [1] (0:11.13)	0:23.85 [1] (0:11.36)	0:12.49 [1] (0:12.49)	1.1L	-7
4	5	AMUSEZ MOI Niranjan Parmar	3	70.2 1000-800	0:10.38 1000-800	0:24.09	1:09.94 (0:13.71)	0:56.23 [3] (0:10.38)	0:45.85 [3] (0:10.91)	0:34.94 [3] (0:11.16)	0:23.78 [2] (0:11.36)	0:12.42 [3] (0:12.42)	3.2L	-3
5	3	NOT GUILTY Michael McNab	7	70.2 1000-800	0:10.55 1000-800	0:24.68	1:09.95 (0:14.13)	0:55.82 [6] (0:10.55)	0:45.27 [6] (0:11.05)	0:34.22 [7] (0:11.10)	0:23.12 [7] (0:11.10)	0:12.02 [6] (0:12.02)	3.3L	-1
6	7	LINCOLN LADY Samantha Spratt	2	70.9 1000-800	0:10.61 1000-800	0:24.02	1:10.37 (0:13.41)	0:56.96 [2] (0:10.61)	0:46.35 [2] (0:10.97)	0:35.38 [2] (0:11.18)	0:24.20 [3] (0:11.65)	0:12.55 [5] (0:12.55)	6.1L	+1
7	8	NEW YORK JAZZ Ulrika Holmquist	5	69.2 1000-800	0:10.56 1000-800	0:24.70	1:10.66 (0:14.13)	0:56.53 [7] (0:10.56)	0:45.96 [7] (0:10.96)	0:35.00 [6] (0:11.07)	0:23.93 [6] (0:11.36)	0:12.56 [7] (0:12.56)	8.0L	-7

Scratched: Is That So (#12)

Horse/Jockey Name	IMPREVU
Finish Rank	1
Fastest Section	0:10.73 (L1000)
Top Speed [km/h] (Section)	70.0 (L1000)
Race State	Finished

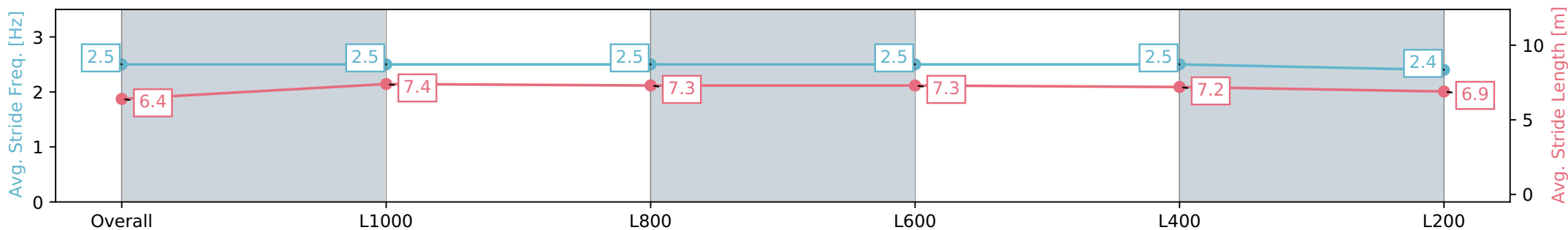
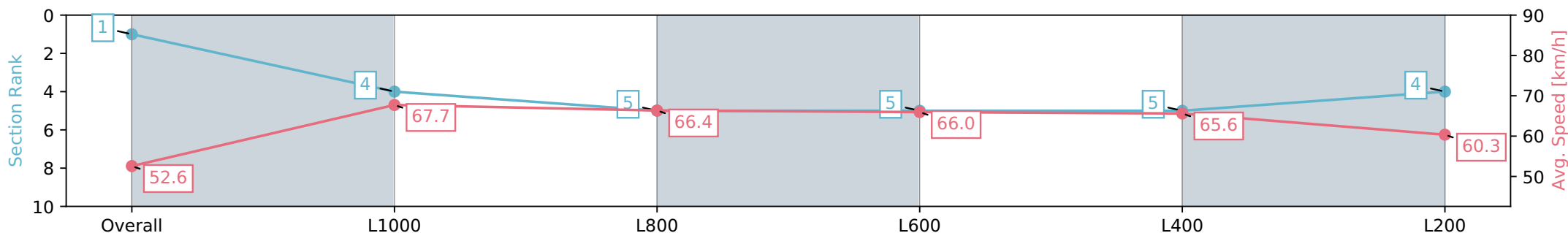


Pukekohe Park NZ - Professional
 Race 3: ATR NEWMARKET HANDICAP - 1200m
 26 December 2023 - 1:50PM



Track Rating: Soft 6, Weather: Showery, Rail Position: True

Section	Overall	L1000	L800	L600	L400	L200
Section Times	1:09.46 [1] (0:13.76)	0:55.70 [4] (0:10.73)	0:44.97 [5] (0:11.00)	0:33.97 [5] (0:11.08)	0:22.89 [5] (0:10.96)	0:11.93 [4] (0:11.93)
Average Speed [km/h]	52.6	67.7	66.4	66.0	65.6	60.3
Top Speed [km/h]	69.1	70.0	68.7	68.6	68.6	63.4
Avg. Dist. to Rail [m]	3.3	2.3	2.2	4.4	7.2	6.9
Avg. Stride Freq. [Hz]	2.5	2.5	2.5	2.5	2.5	2.4
Avg. Stride Length [m]	6.4	7.4	7.3	7.3	7.2	6.9



- [] Ranking at each section and finish
- :-:- No data available at this section
- NA No data available

Horse/Jockey Name	MERCURIAL
Finish Rank	2
Fastest Section	0:10.48 (L1000)
Top Speed [km/h] (Section)	71.0 (L1000)
Race State	Finished

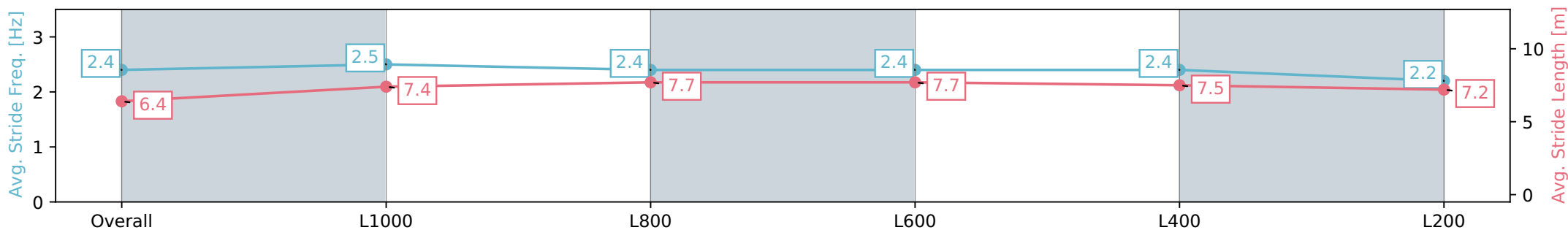
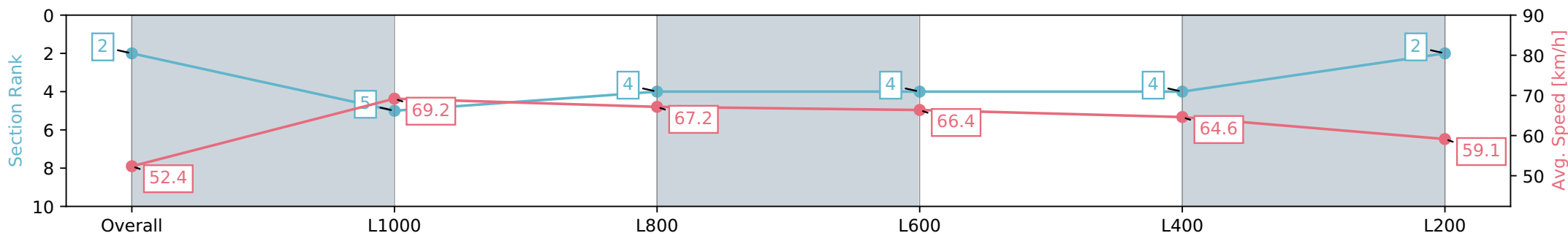


Pukekohe Park NZ - Professional
 Race 3: ATR NEWMARKET HANDICAP - 1200m
 26 December 2023 - 1:50PM



Track Rating: Soft 6, Weather: Showery, Rail Position: True

Section	Overall	L1000	L800	L600	L400	L200
Section Times	1:09.50 [2] (0:13.77)	0:55.73 [5] (0:10.48)	0:45.25 [4] (0:10.92)	0:34.33 [4] (0:11.02)	0:23.31 [4] (0:11.12)	0:12.19 [2] (0:12.19)
Average Speed [km/h]	52.4	69.2	67.2	66.4	64.6	59.1
Top Speed [km/h]	68.7	71.0	68.1	67.9	66.6	62.2
Avg. Dist. to Rail [m]	3.0	1.8	2.6	5.0	6.6	6.1
Avg. Stride Freq. [Hz]	2.4	2.5	2.4	2.4	2.4	2.2
Avg. Stride Length [m]	6.4	7.4	7.7	7.7	7.5	7.2



Report Created: Wed 27 December 2023 18:48:27 GMT+11 (Note: Timing is based on positional data)

- [] Ranking at each section and finish
- :-:- No data available at this section
- NA No data available

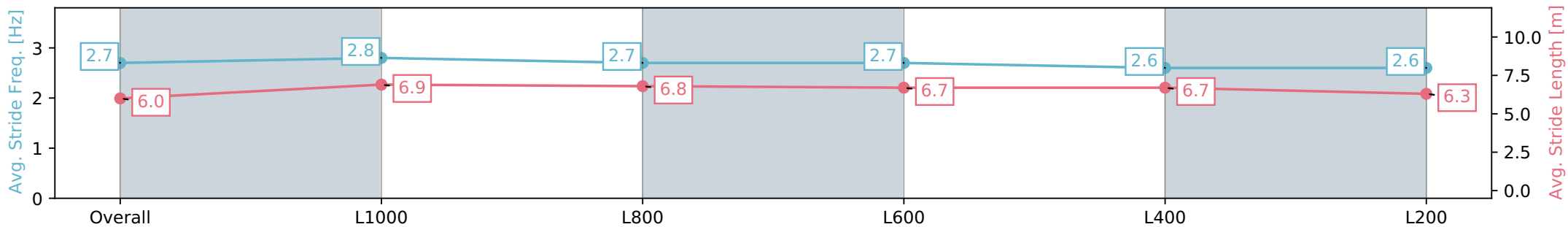
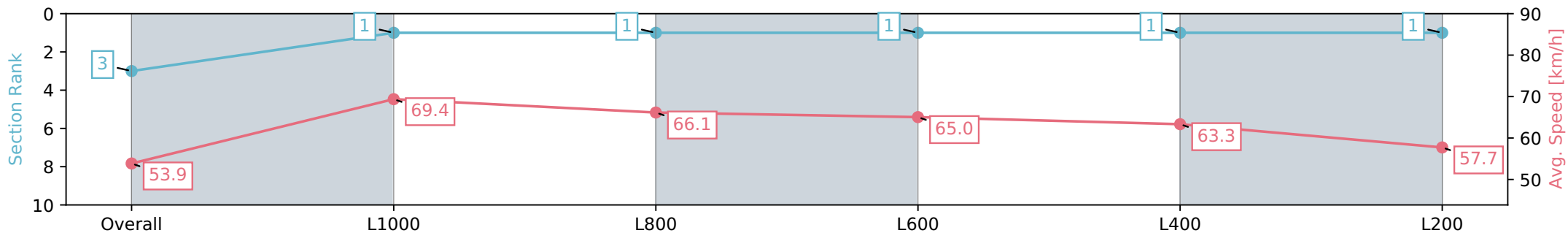
Horse/Jockey Name	JOHNY JOHNY
Finish Rank	3
Fastest Section	0:10.34 (L1000)
Top Speed [km/h] (Section)	70.5 (L1000)
Race State	Finished



Pukekohe Park NZ - Professional
 Race 3: ATR NEWMARKET HANDICAP - 1200m
 26 December 2023 - 1:50PM
 Track Rating: Soft 6, Weather: Showery, Rail Position: True



Section	Overall	L1000	L800	L600	L400	L200
Section Times	1:09.62 [3] (0:13.35)	0:56.27 [1] (0:10.34)	0:45.93 [1] (0:10.95)	0:34.98 [1] (0:11.13)	0:23.85 [1] (0:11.36)	0:12.49 [1] (0:12.49)
Average Speed [km/h]	53.9	69.4	66.1	65.0	63.3	57.7
Top Speed [km/h]	70.5	70.5	69.3	66.1	65.6	60.9
Avg. Dist. to Rail [m]	0.8	0.5	0.6	1.8	4.0	5.2
Avg. Stride Freq. [Hz]	2.7	2.8	2.7	2.7	2.6	2.6
Avg. Stride Length [m]	6.0	6.9	6.8	6.7	6.7	6.3



Report Created: Wed 27 December 2023 18:48:30 GMT+11 (Note: Timing is based on positional data)

- [] Ranking at each section and finish
- :-:- No data available at this section
- NA No data available

Horse/Jockey Name	AMUSEZ MOI
Finish Rank	4
Fastest Section	0:10.38 (L1000)
Top Speed [km/h] (Section)	70.2 (L1000)
Race State	Finished

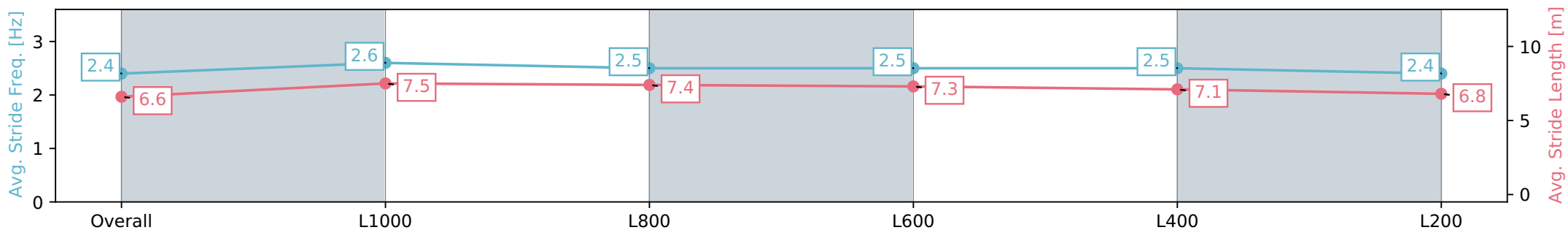
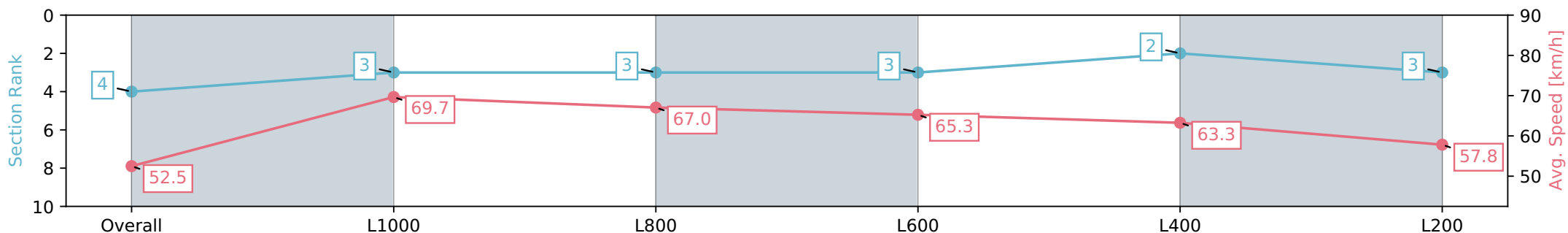


Pukekohe Park NZ - Professional
 Race 3: ATR NEWMARKET HANDICAP - 1200m
 26 December 2023 - 1:50PM



Track Rating: Soft 6, Weather: Showery, Rail Position: True

Section	Overall	L1000	L800	L600	L400	L200
Section Times	1:09.94 [4] (0:13.71)	0:56.23 [3] (0:10.38)	0:45.85 [3] (0:10.91)	0:34.94 [3] (0:11.16)	0:23.78 [2] (0:11.36)	0:12.42 [3] (0:12.42)
Average Speed [km/h]	52.5	69.7	67.0	65.3	63.3	57.8
Top Speed [km/h]	69.4	70.2	68.9	66.4	65.7	60.6
Avg. Dist. to Rail [m]	1.5	0.8	2.8	3.5	6.5	6.3
Avg. Stride Freq. [Hz]	2.4	2.6	2.5	2.5	2.5	2.4
Avg. Stride Length [m]	6.6	7.5	7.4	7.3	7.1	6.8



Report Created: Wed 27 December 2023 18:48:33 GMT+11 (Note: Timing is based on positional data)

- [] Ranking at each section and finish
- :-:- No data available at this section
- NA No data available

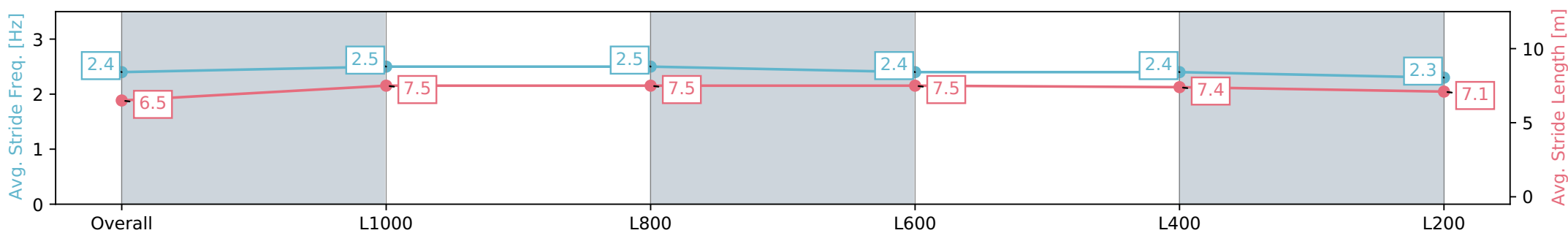
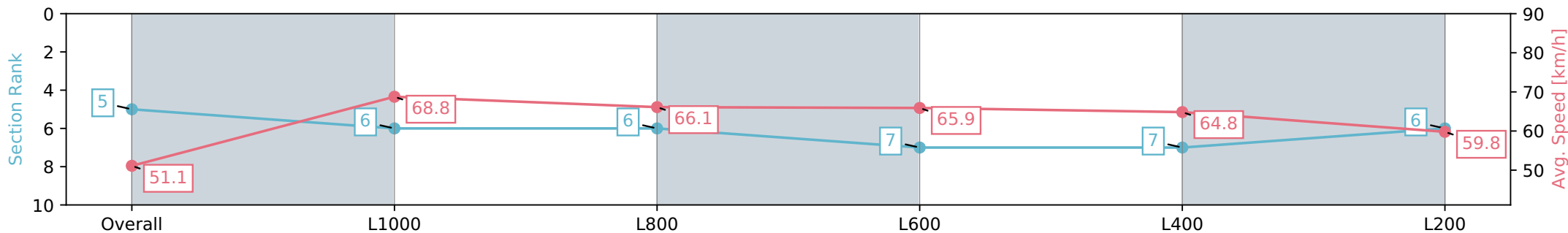
Horse/Jockey Name	NOT GUILTY
Finish Rank	5
Fastest Section	0:10.55 (L1000)
Top Speed [km/h] (Section)	70.2 (L1000)
Race State	Finished



Pukekohe Park NZ - Professional
 Race 3: ATR NEWMARKET HANDICAP - 1200m
 26 December 2023 - 1:50PM
 Track Rating: Soft 6, Weather: Showery, Rail Position: True



Section	Overall	L1000	L800	L600	L400	L200
Section Times	1:09.95 [5] (0:14.13)	0:55.82 [6] (0:10.55)	0:45.27 [6] (0:11.05)	0:34.22 [7] (0:11.10)	0:23.12 [7] (0:11.10)	0:12.02 [6] (0:12.02)
Average Speed [km/h]	51.1	68.8	66.1	65.9	64.8	59.8
Top Speed [km/h]	69.1	70.2	68.2	66.9	67.6	62.2
Avg. Dist. to Rail [m]	4.1	1.3	3.0	4.0	4.3	3.6
Avg. Stride Freq. [Hz]	2.4	2.5	2.5	2.4	2.4	2.3
Avg. Stride Length [m]	6.5	7.5	7.5	7.5	7.4	7.1



Report Created: Wed 27 December 2023 18:48:36 GMT+11 (Note: Timing is based on positional data)

- [] Ranking at each section and finish
- :-:- No data available at this section
- NA No data available

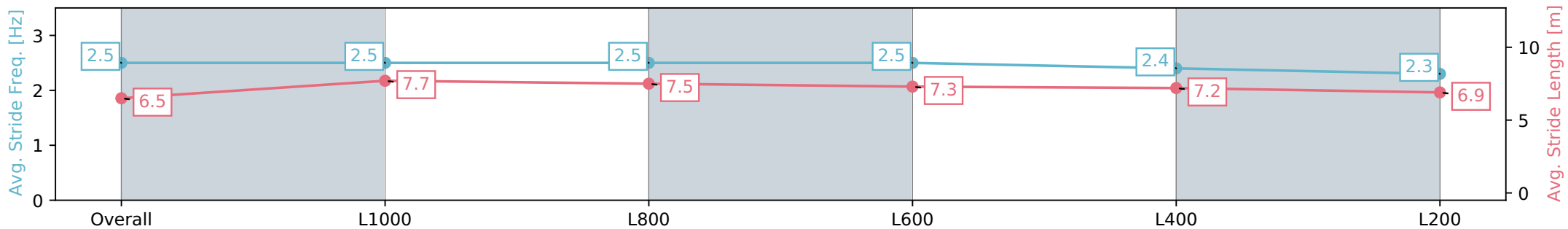
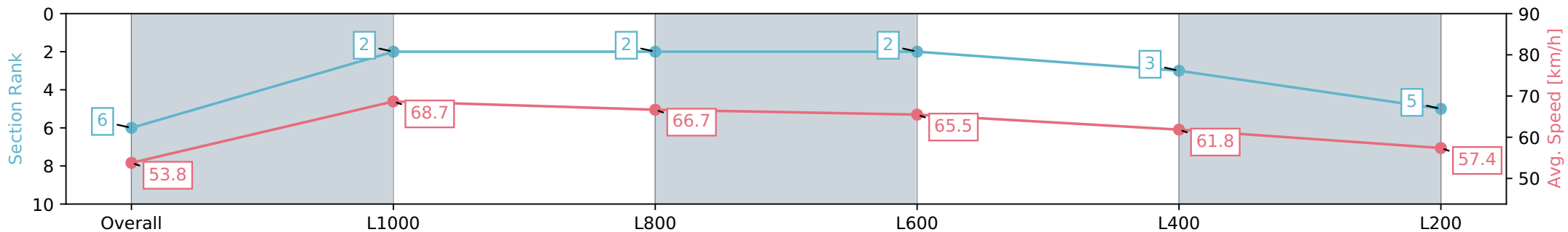
Horse/Jockey Name	LINCOLN LADY
Finish Rank	6
Fastest Section	0:10.61 (L1000)
Top Speed [km/h] (Section)	70.9 (L1000)
Race State	Finished



Pukekohe Park NZ - Professional
 Race 3: ATR NEWMARKET HANDICAP - 1200m
 26 December 2023 - 1:50PM
 Track Rating: Soft 6, Weather: Showery, Rail Position: True



Section	Overall	L1000	L800	L600	L400	L200
Section Times	1:10.37 [6] (0:13.41)	0:56.96 [2] (0:10.61)	0:46.35 [2] (0:10.97)	0:35.38 [2] (0:11.18)	0:24.20 [3] (0:11.65)	0:12.55 [5] (0:12.55)
Average Speed [km/h]	53.8	68.7	66.7	65.5	61.8	57.4
Top Speed [km/h]	70.8	70.9	68.1	66.6	65.4	59.7
Avg. Dist. to Rail [m]	1.1	2.7	2.7	4.6	6.5	6.6
Avg. Stride Freq. [Hz]	2.5	2.5	2.5	2.5	2.4	2.3
Avg. Stride Length [m]	6.5	7.7	7.5	7.3	7.2	6.9



- [] Ranking at each section and finish
- :-:- No data available at this section
- NA No data available

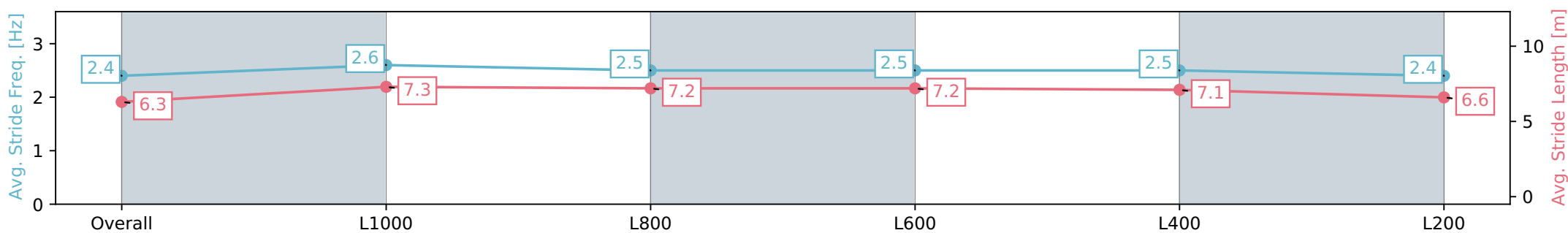
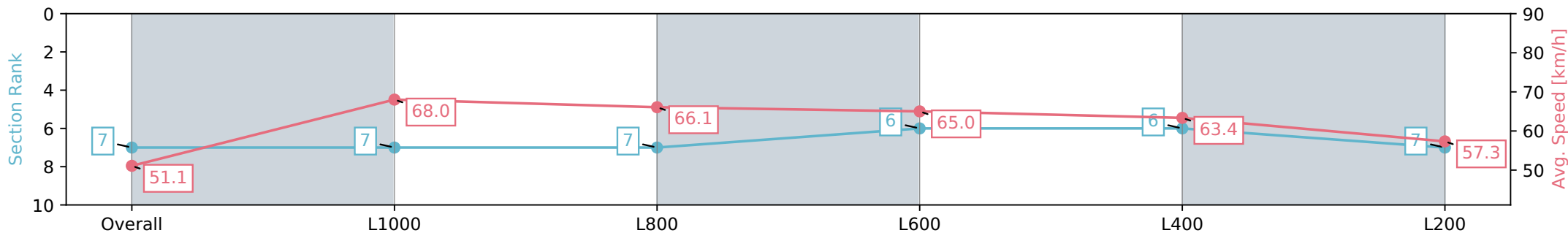
Horse/Jockey Name	NEW YORK JAZZ
Finish Rank	7
Fastest Section	0:10.56 (L1000)
Top Speed [km/h] (Section)	69.2 (L1000)
Race State	Finished



Pukekohe Park NZ - Professional
 Race 3: ATR NEWMARKET HANDICAP - 1200m
 26 December 2023 - 1:50PM
 Track Rating: Soft 6, Weather: Showery, Rail Position: True



Section	Overall	L1000	L800	L600	L400	L200
Section Times	1:10.66 [7] (0:14.13)	0:56.53 [7] (0:10.56)	0:45.96 [7] (0:10.96)	0:35.00 [6] (0:11.07)	0:23.93 [6] (0:11.36)	0:12.56 [7] (0:12.56)
Average Speed [km/h]	51.1	68.0	66.1	65.0	63.4	57.3
Top Speed [km/h]	69.2	69.2	66.4	65.8	65.1	59.6
Avg. Dist. to Rail [m]	1.8	0.6	1.0	1.0	1.1	2.4
Avg. Stride Freq. [Hz]	2.4	2.6	2.5	2.5	2.5	2.4
Avg. Stride Length [m]	6.3	7.3	7.2	7.2	7.1	6.6



Report Created: Wed 27 December 2023 18:48:42 GMT+11 (Note: Timing is based on positional data)

- [] Ranking at each section and finish
- :-:- No data available at this section
- NA No data available