

Track Rating: Soft 5, Weather: Overcast, Rail Position: True

Section		Overall											From Winner [m]	
Field Times		1:23.48												
		(0:13.95)												
Position	#	Horse/Jockey	Barrier	Top Speed [km/h]	Fastest Section	First 400m	L1200	L1000	L800	L600	L400			
1	8	FRANCEE	7	67.9	0:11.00	0:25.74	1:23.48	1:08.96 [6]	0:57.74 [7]	0:46.40 [7]	0:34.49 [8]	0:22.75 [8]		
		Owen Bosson		400-200	400-200		(0:14.52)	(0:11.22)	(0:11.34)	(0:11.91)	(0:11.74)	(0:11.00)		
2	13	THATSALLSHEWROTE	8	66.8	0:11.05	0:25.75	1:23.59	1:09.02 [8]	0:57.84 [8]	0:46.50 [8]	0:34.72 [7]	0:23.14 [5]	-2	
		Blake Shinn		400-200	400-200		(0:14.56)	(0:11.18)	(0:11.34)	(0:11.78)	(0:11.57)	(0:11.05)		
3	4	BILLY BUNTER	9	67.2	0:10.92	0:26.09	1:23.77	1:08.94 [10]	0:57.68 [10]	0:46.44 [10]	0:34.59 [9]	0:22.68 [10]	+1	
		James Doyle		400-200	400-200		(0:14.83)	(0:11.26)	(0:11.24)	(0:11.85)	(0:11.91)	(0:10.92)		
4	7	MEDINA	6	66.5	0:11.07	0:25.59	1:23.86	1:09.34 [6]	0:58.27 [6]	0:46.94 [6]	0:35.00 [6]	0:23.31 [6]	-1	
		Michael McNab		400-200	1200-1000		(0:14.52)	(0:11.07)	(0:11.33)	(0:11.94)	(0:11.69)	(0:11.17)		
5	6	IN HER PRESENCE	4	67.5	0:10.78	0:24.79	1:23.86	1:09.85 [2]	0:59.07 [2]	0:47.67 [1]	0:35.41 [2]	0:23.74 [1]	-6	
		Sam Weatherley		1400-1200	1200-1000		(0:14.01)	(0:10.78)	(0:11.40)	(0:12.26)	(0:11.67)	(0:11.36)		
6	3	BELLO MIO	10	67.7	0:11.01	0:25.94	1:23.87	1:09.21 [9]	0:57.93 [9]	0:46.64 [9]	0:34.62 [10]	0:22.87 [9]	+6	
		Niranjan Parmar		400-200	400-200		(0:14.66)	(0:11.28)	(0:11.28)	(0:12.02)	(0:11.75)	(0:11.01)		
7	5	LERADO	3	68.4	0:11.01	0:25.52	1:24.05	1:09.54 [5]	0:58.53 [5]	0:47.44 [4]	0:35.56 [4]	0:23.92 [2]	-10	
		Craig Grylls		1000-800	1200-1000		(0:14.51)	(0:11.01)	(0:11.09)	(0:11.87)	(0:11.65)	(0:11.34)		
8	1	MISTER ROQUETTE	2	66.5	0:11.00	0:25.18	1:24.16	1:09.98 [3]	0:58.98 [3]	0:47.54 [5]	0:35.59 [5]	0:23.76 [4]	+3	
		Triston Moodley		1200-1000	1200-1000		(0:14.18)	(0:11.00)	(0:11.44)	(0:11.95)	(0:11.83)	(0:11.47)		
9	10	HIGHLY ANTICIPATED	1	66.5	0:10.95	0:25.22	1:24.56	1:10.28 [4]	0:59.34 [4]	0:48.07 [3]	0:36.11 [3]	0:24.33 [3]	-1	
		Ashvin Goindasamy		1200-1000	1200-1000		(0:14.27)	(0:10.95)	(0:11.27)	(0:11.96)	(0:11.78)	(0:11.53)		
10	15	OUR BIG BOY	5	68.3	0:10.72	0:24.67	1:27.06	1:13.11 [1]	1:02.39 [1]	0:50.86 [2]	0:38.67 [1]	0:26.49 [7]	+0	
		Courtney Barnes		1200-1000	1200-1000		(0:13.95)	(0:10.72)	(0:11.53)	(0:12.19)	(0:12.18)	(0:12.25)		

Track Rating: Soft 5, Weather: Overcast, Rail Position: True

Section
Field Times

L200
0:12.01
(0:12.01)

Position	#	Horse/Jockey	Barrier	Top Speed [km/h]	Fastest Section	First 400m	Margin							From Winner [m]
1	8	FRANCEE Owen Bosson	7	67.9 400-200	0:11.00 400-200	0:25.74	0:11.75 [5] (0:11.75)	1:23.48						
2	13	THATSALLSHEWROTE Blake Shinn	8	66.8 400-200	0:11.05 400-200	0:25.75	0:12.09 [3] (0:12.09)	0.7L						-2
3	4	BILLY BUNTER James Doyle	9	67.2 400-200	0:10.92 400-200	0:26.09	0:11.76 [8] (0:11.76)	1.9L						+1
4	7	MEDINA Michael McNab	6	66.5 400-200	0:11.07 1200-1000	0:25.59	0:12.14 [4] (0:12.14)	2.5L						-1
5	6	IN HER PRESENCE Sam Weatherley	4	67.5 1400-1200	0:10.78 1200-1000	0:24.79	0:12.38 [2] (0:12.38)	2.5L						-6
6	3	BELLO MIO Niranjan Parmar	10	67.7 400-200	0:11.01 400-200	0:25.94	0:11.86 [8] (0:11.86)	2.6L						+6
7	5	LERADO Craig Grylls	3	68.4 1000-800	0:11.01 1200-1000	0:25.52	0:12.57 [1] (0:12.57)	3.8L						-10
8	1	MISTER ROQUETTE Triston Moodley	2	66.5 1200-1000	0:11.00 1200-1000	0:25.18	0:12.28 [7] (0:12.28)	4.5L						+3
9	10	HIGHLY ANTICIPATED Ashvin Goindasamy	1	66.5 1200-1000	0:10.95 1200-1000	0:25.22	0:12.80 [6] (0:12.80)	7.2L						-1
10	15	OUR BIG BOY Courtney Barnes	5	68.3 1200-1000	0:10.72 1200-1000	0:24.67	0:14.24 [10] (0:14.24)	23.9L						+0

Horse/Jockey Name	FRANCEE
Finish Rank	1
Fastest Section	0:11.00 (L400)
Top Speed [km/h] (Section)	67.9 (L400)
Race State	Finished



Pukekohe Park NZ - Professional

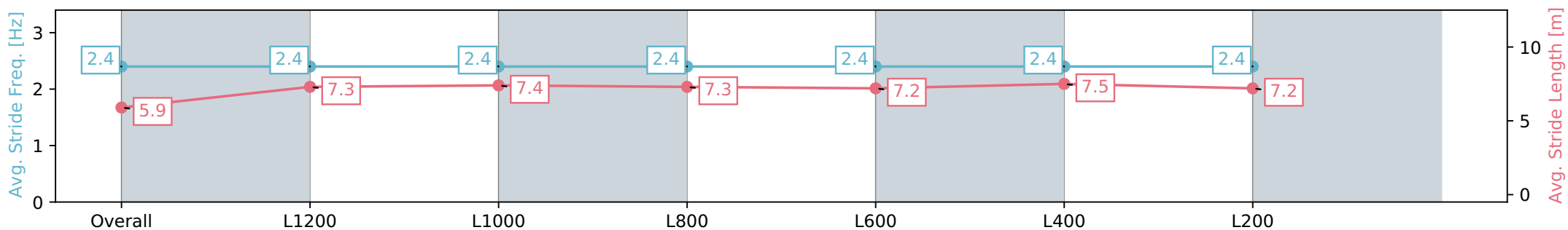
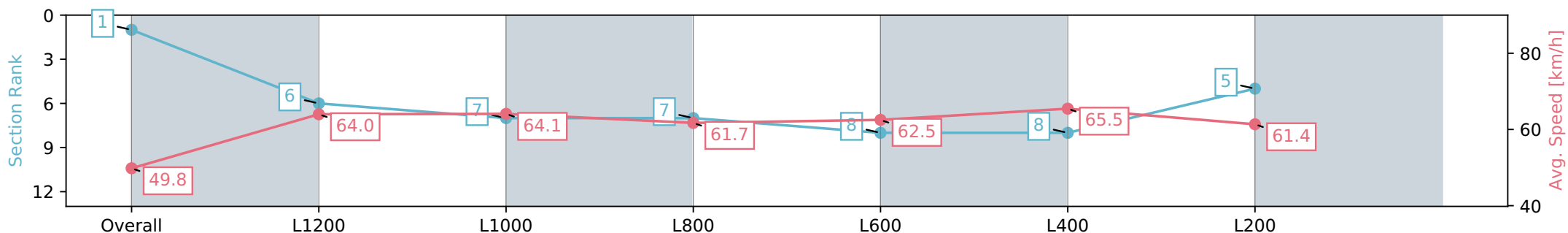
Race 10: SKYCITY 1400 - 1400m

26 December 2023 - 6:08PM

Track Rating: Soft 5, Weather: Overcast, Rail Position: True



Section	Overall	L1200	L1000	L800	L600	L400	L200
Section Times	1:23.48 [1] (0:14.52)	1:08.96 [6] (0:11.22)	0:57.74 [7] (0:11.34)	0:46.40 [7] (0:11.91)	0:34.49 [8] (0:11.74)	0:22.75 [8] (0:11.00)	0:11.75 [5] (0:11.75)
Average Speed [km/h]	49.8	64.0	64.1	61.7	62.5	65.5	61.4
Top Speed [km/h]	62.1	65.0	65.2	63.7	65.5	67.9	64.2
Avg. Dist. to Rail [m]	6.1	0.7	1.4	3.6	4.9	5.9	7.0
Avg. Stride Freq. [Hz]	2.4	2.4	2.4	2.4	2.4	2.4	2.4
Avg. Stride Length [m]	5.9	7.3	7.4	7.3	7.2	7.5	7.2



- [] Ranking at each section and finish
- :-:- No data available at this section
- NA No data available

Horse/Jockey Name	THATSALLSHEWROTE
Finish Rank	2
Fastest Section	0:11.05 (L400)
Top Speed [km/h] (Section)	66.8 (L400)
Race State	Finished



Pukekohe Park NZ - Professional

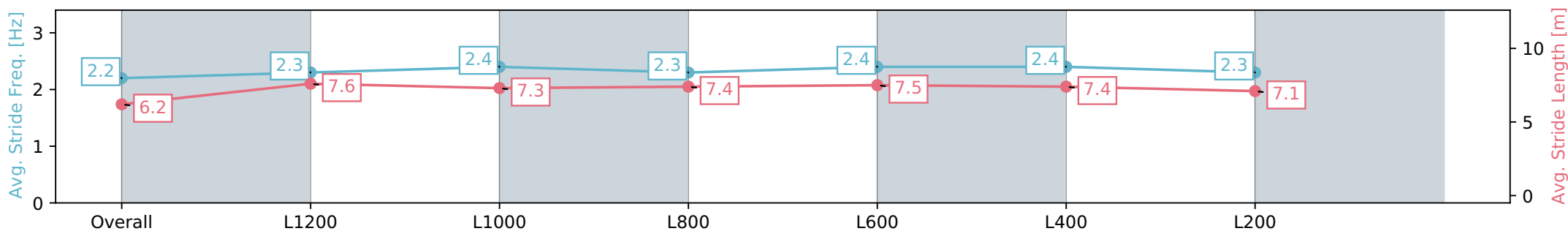
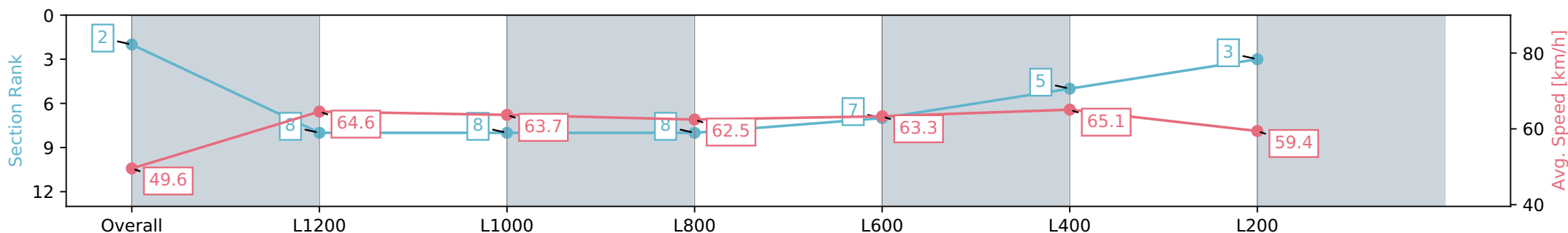
Race 10: SKYCITY 1400 - 1400m

26 December 2023 - 6:08PM



Track Rating: Soft 5, Weather: Overcast, Rail Position: True

Section	Overall	L1200	L1000	L800	L600	L400	L200
Section Times	1:23.59 [2] (0:14.56)	1:09.02 [8] (0:11.18)	0:57.84 [8] (0:11.34)	0:46.50 [8] (0:11.78)	0:34.72 [7] (0:11.57)	0:23.14 [5] (0:11.05)	0:12.09 [3] (0:12.09)
Average Speed [km/h]	49.6	64.6	63.7	62.5	63.3	65.1	59.4
Top Speed [km/h]	64.0	66.2	65.4	64.1	65.6	66.8	61.9
Avg. Dist. to Rail [m]	4.4	0.5	1.5	3.5	4.9	8.6	8.4
Avg. Stride Freq. [Hz]	2.2	2.3	2.4	2.3	2.4	2.4	2.3
Avg. Stride Length [m]	6.2	7.6	7.3	7.4	7.5	7.4	7.1



- [] Ranking at each section and finish
- :-:- No data available at this section
- NA No data available

Horse/Jockey Name	BILLY BUNTER
Finish Rank	3
Fastest Section	0:10.92 (L400)
Top Speed [km/h] (Section)	67.2 (L400)
Race State	Finished



Pukekohe Park NZ - Professional

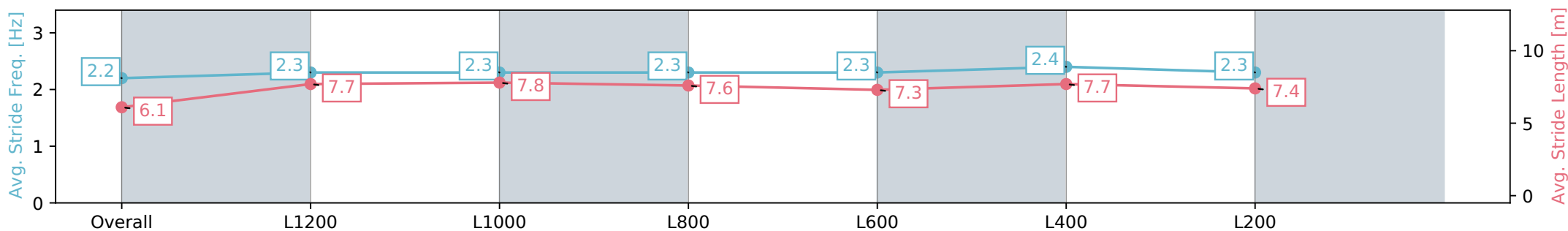
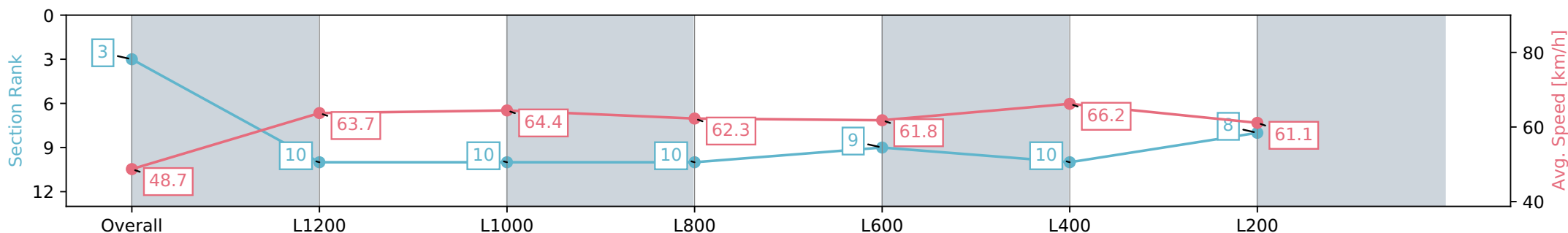
Race 10: SKYCITY 1400 - 1400m

26 December 2023 - 6:08PM



Track Rating: Soft 5, Weather: Overcast, Rail Position: True

Section	Overall	L1200	L1000	L800	L600	L400	L200
Section Times	1:23.77 [3] (0:14.83)	1:08.94 [10] (0:11.26)	0:57.68 [10] (0:11.24)	0:46.44 [10] (0:11.85)	0:34.59 [9] (0:11.91)	0:22.68 [10] (0:10.92)	0:11.76 [8] (0:11.76)
Average Speed [km/h]	48.7	63.7	64.4	62.3	61.8	66.2	61.1
Top Speed [km/h]	64.8	66.4	65.4	64.1	66.3	67.2	63.5
Avg. Dist. to Rail [m]	7.5	1.2	0.9	3.9	6.8	11.8	13.5
Avg. Stride Freq. [Hz]	2.2	2.3	2.3	2.3	2.3	2.4	2.3
Avg. Stride Length [m]	6.1	7.7	7.8	7.6	7.3	7.7	7.4



- [] Ranking at each section and finish
- :-:- No data available at this section
- NA No data available

Horse/Jockey Name	MEDINA
Finish Rank	4
Fastest Section	0:11.07 (L1200)
Top Speed [km/h] (Section)	66.5 (L400)
Race State	Finished



Pukekohe Park NZ - Professional

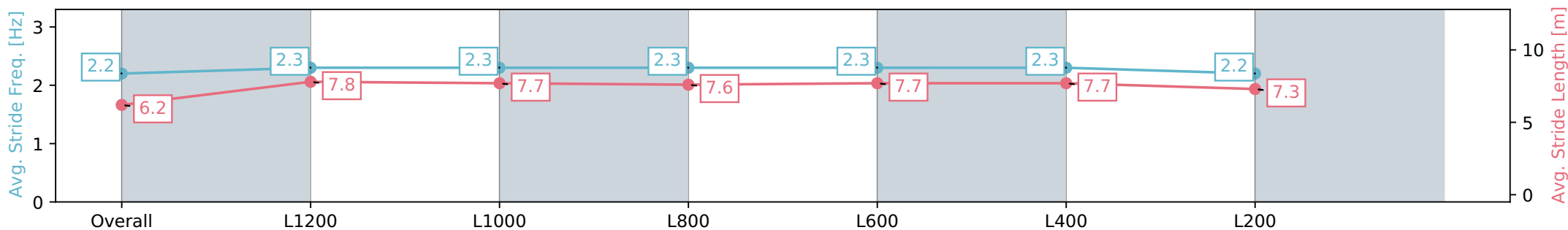
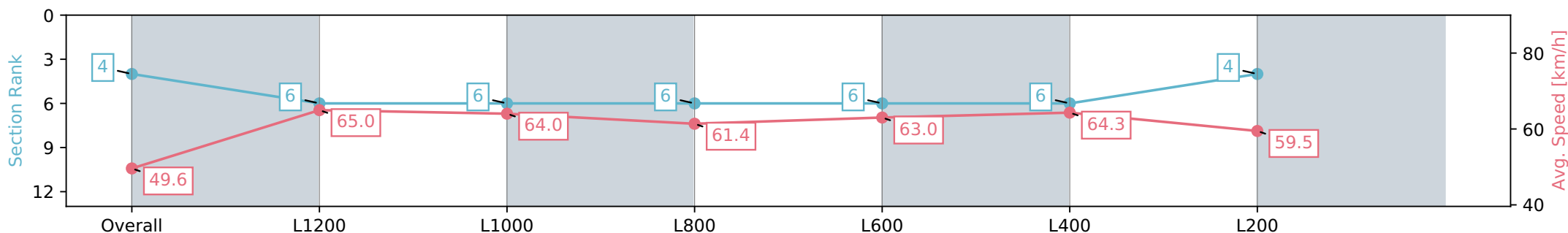
Race 10: SKYCITY 1400 - 1400m

26 December 2023 - 6:08PM



Track Rating: Soft 5, Weather: Overcast, Rail Position: True

Section	Overall	L1200	L1000	L800	L600	L400	L200
Section Times	1:23.86 [4] (0:14.52)	1:09.34 [6] (0:11.07)	0:58.27 [6] (0:11.33)	0:46.94 [6] (0:11.94)	0:35.00 [6] (0:11.69)	0:23.31 [6] (0:11.17)	0:12.14 [4] (0:12.14)
Average Speed [km/h]	49.6	65.0	64.0	61.4	63.0	64.3	59.5
Top Speed [km/h]	65.2	66.0	65.3	62.7	64.7	66.5	61.2
Avg. Dist. to Rail [m]	3.3	0.3	1.0	3.1	6.7	13.5	13.1
Avg. Stride Freq. [Hz]	2.2	2.3	2.3	2.3	2.3	2.3	2.2
Avg. Stride Length [m]	6.2	7.8	7.7	7.6	7.7	7.7	7.3



- [] Ranking at each section and finish
- :-:- No data available at this section
- NA No data available

Horse/Jockey Name	IN HER PRESENCE
Finish Rank	5
Fastest Section	0:10.78 (L1200)
Top Speed [km/h] (Section)	67.5 (Overall)
Race State	Finished

AUCKLAND THOROUGHBRED RACING SINCE 1874

Pukekohe Park NZ - Professional

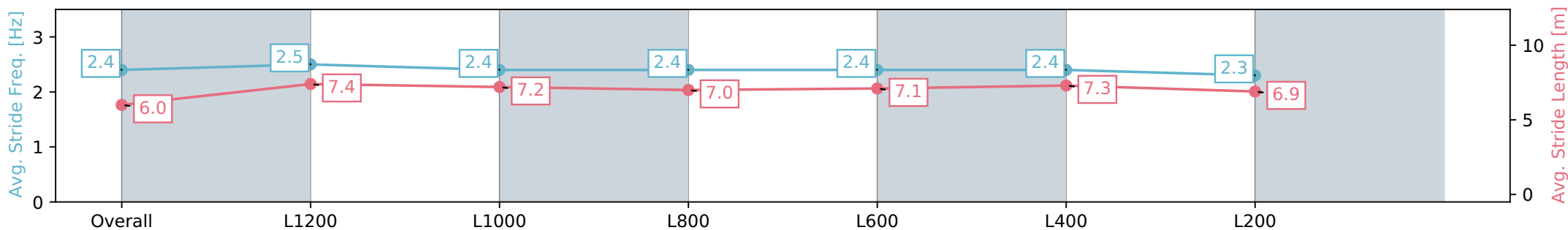
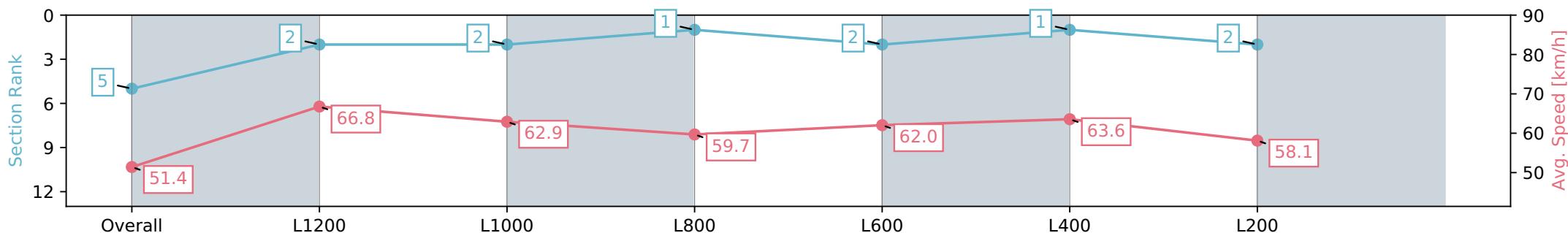
Race 10: SKYCITY 1400 - 1400m

26 December 2023 - 6:08PM

PUKEKOHE PARK

Track Rating: Soft 5, Weather: Overcast, Rail Position: True

Section	Overall	L1200	L1000	L800	L600	L400	L200
Section Times	1:23.86 [5] (0:14.01)	1:09.85 [2] (0:10.78)	0:59.07 [2] (0:11.40)	0:47.67 [1] (0:12.26)	0:35.41 [2] (0:11.67)	0:23.74 [1] (0:11.36)	0:12.38 [2] (0:12.38)
Average Speed [km/h]	51.4	66.8	62.9	59.7	62.0	63.6	58.1
Top Speed [km/h]	67.5	67.3	65.4	60.9	64.4	65.1	60.7
Avg. Dist. to Rail [m]	2.2	0.4	0.7	2.4	3.1	7.5	7.0
Avg. Stride Freq. [Hz]	2.4	2.5	2.4	2.4	2.4	2.4	2.3
Avg. Stride Length [m]	6.0	7.4	7.2	7.0	7.1	7.3	6.9



Report Created: Tue 26 December 2023 16:18:39 GMT+11 (Note: Timing is based on positional data)

Page 7/12

- [] Ranking at each section and finish
- :-:- No data available at this section
- NA No data available

Horse/Jockey Name	BELLO MIO
Finish Rank	6
Fastest Section	0:11.01 (L400)
Top Speed [km/h] (Section)	67.7 (L400)
Race State	Finished



Pukekohe Park NZ - Professional

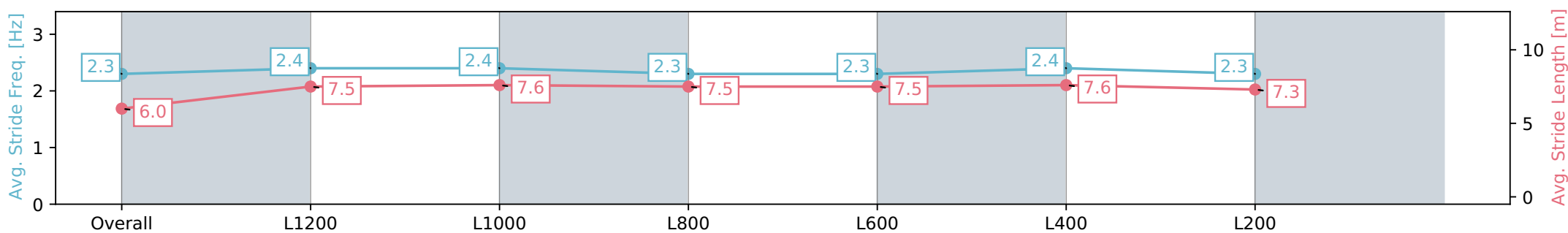
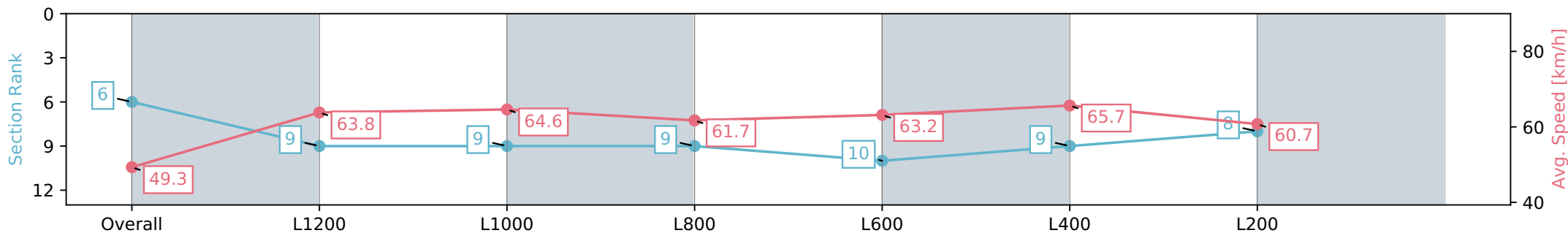
Race 10: SKYCITY 1400 - 1400m

26 December 2023 - 6:08PM



Track Rating: Soft 5, Weather: Overcast, Rail Position: True

Section	Overall	L1200	L1000	L800	L600	L400	L200
Section Times	1:23.87 [6] (0:14.66)	1:09.21 [9] (0:11.28)	0:57.93 [9] (0:11.28)	0:46.64 [9] (0:12.02)	0:34.62 [10] (0:11.75)	0:22.87 [9] (0:11.01)	0:11.86 [8] (0:11.86)
Average Speed [km/h]	49.3	63.8	64.6	61.7	63.2	65.7	60.7
Top Speed [km/h]	63.2	66.6	66.6	63.7	67.6	67.7	64.9
Avg. Dist. to Rail [m]	5.7	0.9	2.1	5.8	8.3	14.7	15.9
Avg. Stride Freq. [Hz]	2.3	2.4	2.4	2.3	2.3	2.4	2.3
Avg. Stride Length [m]	6.0	7.5	7.6	7.5	7.5	7.6	7.3



- [] Ranking at each section and finish
- :-:- No data available at this section
- NA No data available

Horse/Jockey Name	LERADO
Finish Rank	7
Fastest Section	0:11.01 (L1200)
Top Speed [km/h] (Section)	68.4 (L1000)
Race State	Finished



Pukekohe Park NZ - Professional

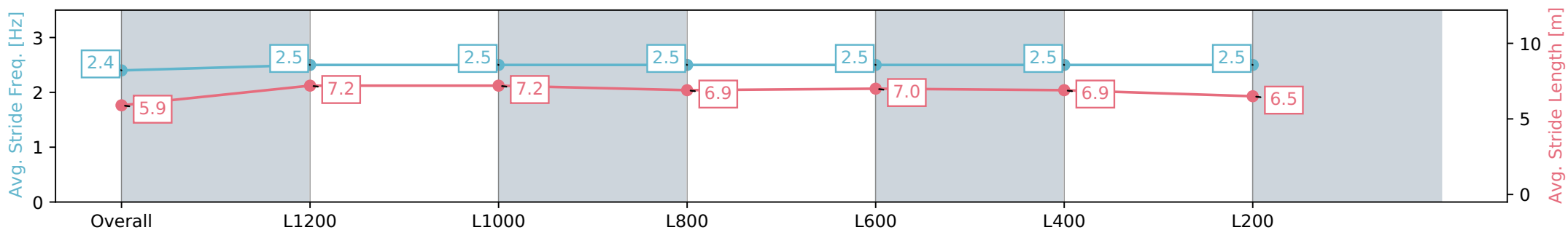
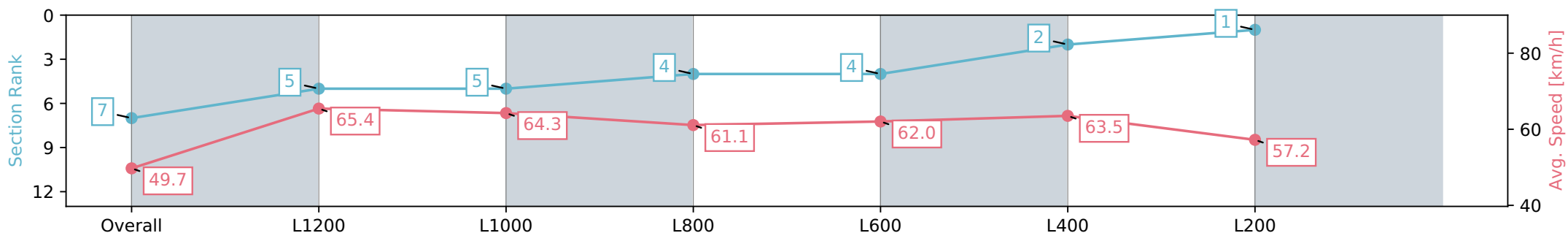
Race 10: SKYCITY 1400 - 1400m

26 December 2023 - 6:08PM



Track Rating: Soft 5, Weather: Overcast, Rail Position: True

Section	Overall	L1200	L1000	L800	L600	L400	L200
Section Times	1:24.05 [7] (0:14.51)	1:09.54 [5] (0:11.01)	0:58.53 [5] (0:11.09)	0:47.44 [4] (0:11.87)	0:35.56 [4] (0:11.65)	0:23.92 [2] (0:11.34)	0:12.57 [1] (0:12.57)
Average Speed [km/h]	49.7	65.4	64.3	61.1	62.0	63.5	57.2
Top Speed [km/h]	64.0	67.0	68.4	62.2	64.6	66.5	59.3
Avg. Dist. to Rail [m]	1.9	2.8	2.0	1.2	2.3	6.0	6.1
Avg. Stride Freq. [Hz]	2.4	2.5	2.5	2.5	2.5	2.5	2.5
Avg. Stride Length [m]	5.9	7.2	7.2	6.9	7.0	6.9	6.5



- [] Ranking at each section and finish
- :-:- No data available at this section
- NA No data available

Horse/Jockey Name	MISTER ROQUETTE
Finish Rank	8
Fastest Section	0:11.00 (L1200)
Top Speed [km/h] (Section)	66.5 (L1200)
Race State	Finished



Pukekohe Park NZ - Professional

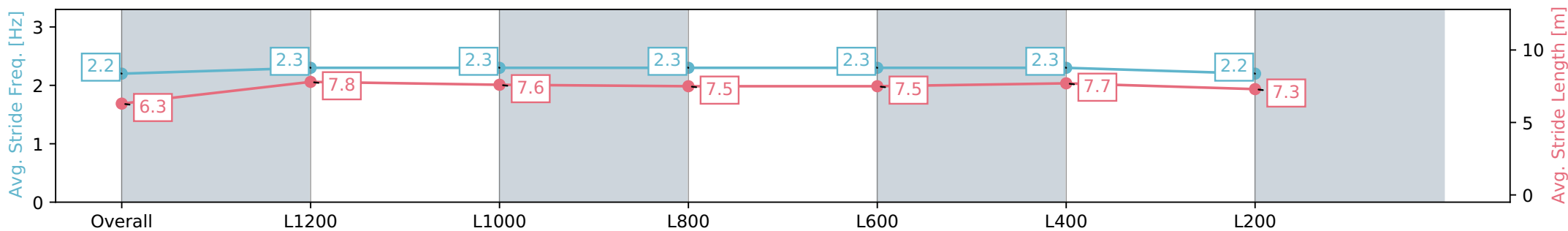
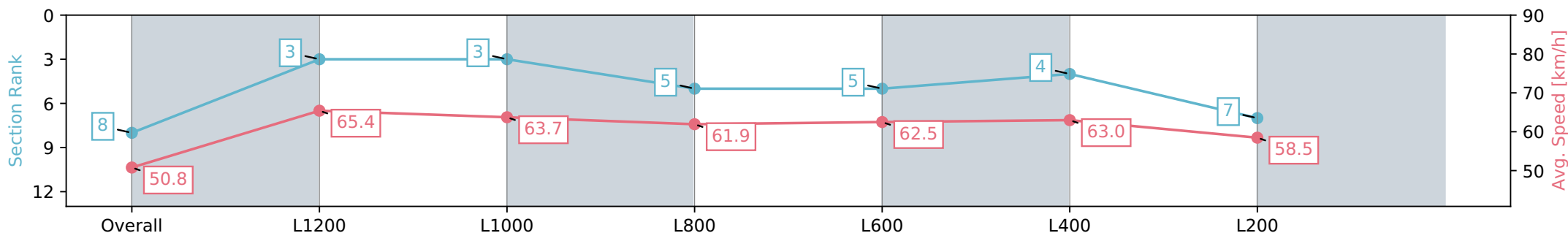
Race 10: SKYCITY 1400 - 1400m

26 December 2023 - 6:08PM



Track Rating: Soft 5, Weather: Overcast, Rail Position: True

Section	Overall	L1200	L1000	L800	L600	L400	L200
Section Times	1:24.16 [8] (0:14.18)	1:09.98 [3] (0:11.00)	0:58.98 [3] (0:11.44)	0:47.54 [5] (0:11.95)	0:35.59 [5] (0:11.83)	0:23.76 [4] (0:11.47)	0:12.28 [7] (0:12.28)
Average Speed [km/h]	50.8	65.4	63.7	61.9	62.5	63.0	58.5
Top Speed [km/h]	65.9	66.5	65.7	63.7	65.0	64.8	63.1
Avg. Dist. to Rail [m]	0.8	0.4	2.0	4.7	8.7	13.2	12.1
Avg. Stride Freq. [Hz]	2.2	2.3	2.3	2.3	2.3	2.3	2.2
Avg. Stride Length [m]	6.3	7.8	7.6	7.5	7.5	7.7	7.3



- [] Ranking at each section and finish
- :-:- No data available at this section
- NA No data available

Horse/Jockey Name	HIGHLY ANTICIPATED
Finish Rank	9
Fastest Section	0:10.95 (L1200)
Top Speed [km/h] (Section)	66.5 (L1200)
Race State	Finished



Pukekohe Park NZ - Professional

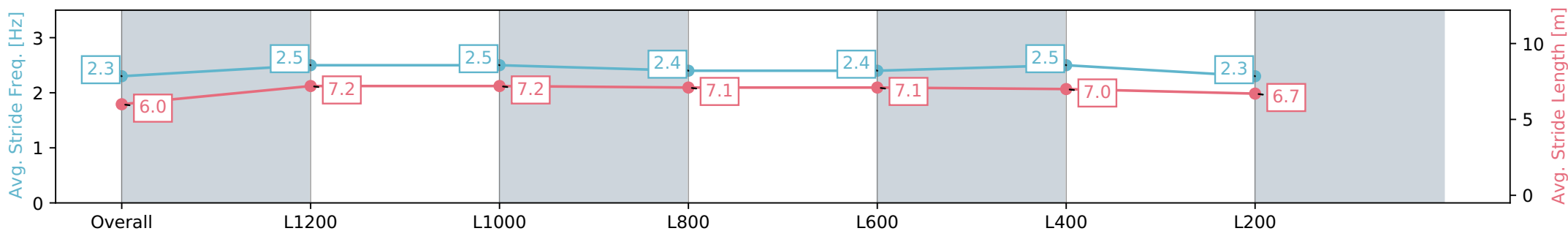
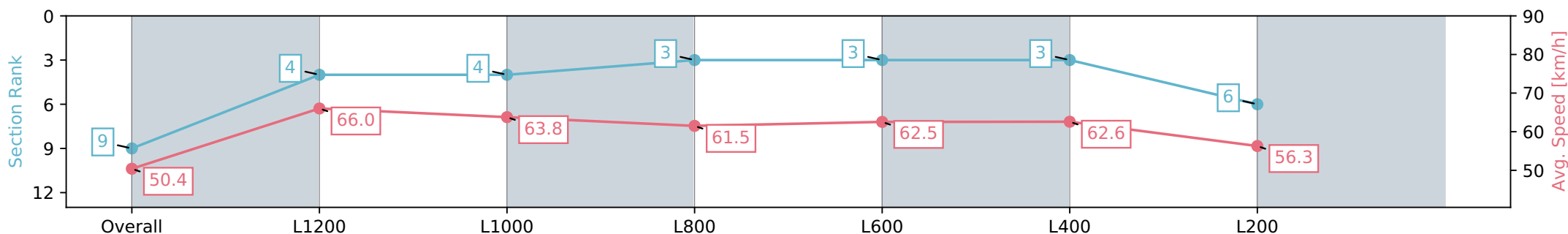
Race 10: SKYCITY 1400 - 1400m

26 December 2023 - 6:08PM



Track Rating: Soft 5, Weather: Overcast, Rail Position: True

Section	Overall	L1200	L1000	L800	L600	L400	L200
Section Times	1:24.56 [9] (0:14.27)	1:10.28 [4] (0:10.95)	0:59.34 [4] (0:11.27)	0:48.07 [3] (0:11.96)	0:36.11 [3] (0:11.78)	0:24.33 [3] (0:11.53)	0:12.80 [6] (0:12.80)
Average Speed [km/h]	50.4	66.0	63.8	61.5	62.5	62.6	56.3
Top Speed [km/h]	66.4	66.5	66.4	62.7	65.1	65.1	61.0
Avg. Dist. to Rail [m]	1.6	0.4	0.8	3.5	6.9	11.3	8.8
Avg. Stride Freq. [Hz]	2.3	2.5	2.5	2.4	2.4	2.5	2.3
Avg. Stride Length [m]	6.0	7.2	7.2	7.1	7.1	7.0	6.7



- [] Ranking at each section and finish
- :-:- No data available at this section
- NA No data available

Horse/Jockey Name	OUR BIG BOY
Finish Rank	10
Fastest Section	0:10.72 (L1200)
Top Speed [km/h] (Section)	68.3 (L1200)
Race State	Finished

AUCKLAND THOROUGHBRED RACING SINCE 1874

Pukekohe Park NZ - Professional

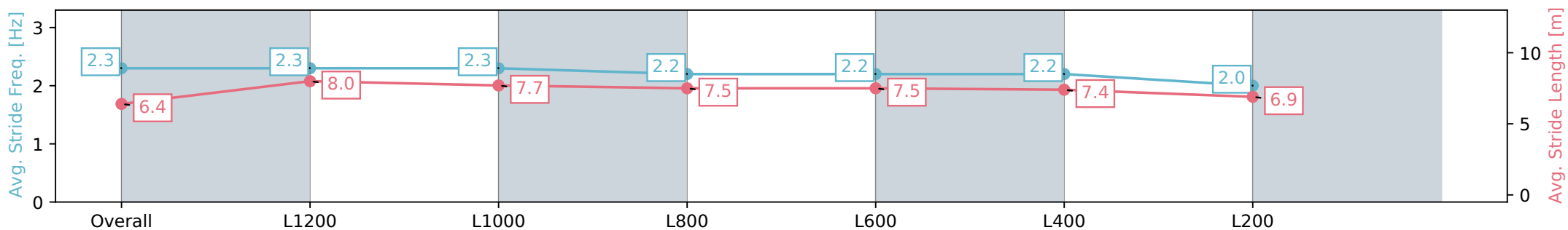
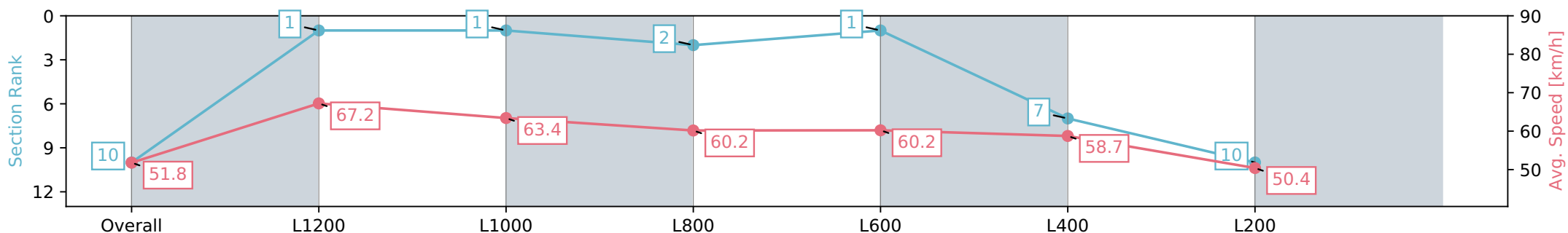
Race 10: SKYCITY 1400 - 1400m

26 December 2023 - 6:08PM

PUKEKOHE PARK

Track Rating: Soft 5, Weather: Overcast, Rail Position: True

Section	Overall	L1200	L1000	L800	L600	L400	L200
Section Times	1:27.06 [10] (0:13.95)	1:13.11 [1] (0:10.72)	1:02.39 [1] (0:11.53)	0:50.86 [2] (0:12.19)	0:38.67 [1] (0:12.18)	0:26.49 [7] (0:12.25)	0:14.24 [10] (0:14.24)
Average Speed [km/h]	51.8	67.2	63.4	60.2	60.2	58.7	50.4
Top Speed [km/h]	67.6	68.3	66.1	62.8	60.9	60.2	56.3
Avg. Dist. to Rail [m]	4.8	2.0	2.9	3.1	5.2	7.9	5.4
Avg. Stride Freq. [Hz]	2.3	2.3	2.3	2.2	2.2	2.2	2.0
Avg. Stride Length [m]	6.4	8.0	7.7	7.5	7.5	7.4	6.9



Report Created: Tue 26 December 2023 16:18:54 GMT+11 (Note: Timing is based on positional data)

Page 12/12

- [] Ranking at each section and finish
- :-:- No data available at this section
- NA No data available