

Track Rating: Soft 5, Weather: Fine, Rail Position: +6m

Section		Overall	1400m	1200m	1000m	800m	600m	400m	Last 600m					
Field Times		1:29.28 (0:08.94)	1:20.34 (0:11.16)	1:09.18 (0:11.12)	0:58.06 (0:11.95)	0:46.11 (0:11.64)	0:34.47 (0:11.35)	0:23.12 (0:11.10)	0:34.47					
Rank	TAB	Horse/Jockey	Barrier	Top Speed [km/h]	Fastest Section							Distance Travelled [m]		
1	2	LINGJUN XIONGFENG	20	67.6	0:09.84	1:29.28 [1]	1:19.44 [13]	1:07.83 [14]	0:56.26 [14]	0:44.90 [14]	0:33.52 [13]	0:22.22 [14]	0:33.52	
		Bill Jacobson		400m	Overall	(0:09.84)	(0:11.61)	(0:11.57)	(0:11.36)	(0:11.38)	(0:11.30)	(0:10.90)		
2	1	AMBERITE	7	68.1	0:09.31	1:29.30 [2]	1:19.99 [6]	1:09.09 [2]	0:57.75 [2]	0:46.13 [1]	0:34.49 [1]	0:23.14 [1]	0:34.49	-4
		Niranjan Parmar		1400m	Overall	(0:09.31)	(0:10.90)	(0:11.34)	(0:11.62)	(0:11.64)	(0:11.35)	(0:11.10)		
3	11	BURGUNDY IFF	9	67.1	0:08.98	1:29.31 [3]	1:20.33 [2]	1:09.21 [1]	0:58.09 [1]	0:46.10 [2]	0:34.29 [2]	0:23.08 [2]	0:34.29	+0
		Kelly Myers		1400m	Overall	(0:08.98)	(0:11.12)	(0:11.12)	(0:11.99)	(0:11.81)	(0:11.21)	(0:11.14)		
4	6	DESERT MYSTIC	16	67.3	0:09.75	1:29.41 [4]	1:19.66 [12]	1:08.25 [12]	0:56.75 [12]	0:45.31 [11]	0:33.85 [11]	0:22.56 [10]	0:33.85	-4
		Masahiro Hashizume		400m	Overall	(0:09.75)	(0:11.41)	(0:11.50)	(0:11.44)	(0:11.46)	(0:11.29)	(0:10.95)		
5	3	POW TONG	17	67.6	0:09.56	1:29.51 [5]	1:19.95 [10]	1:08.28 [13]	0:56.74 [13]	0:45.22 [13]	0:33.75 [14]	0:22.54 [12]	0:33.75	-2
		Sam Weatherley		400m	Overall	(0:09.56)	(0:11.67)	(0:11.54)	(0:11.52)	(0:11.47)	(0:11.21)	(0:10.89)		
6	7	FABULOUS GAL	3	66.2	0:08.94	1:29.61 [6]	1:20.67 [1]	1:09.22 [3]	0:57.76 [4]	0:46.16 [3]	0:34.54 [3]	0:23.11 [3]	0:34.54	-6
		Jasmine Fawcett		400m	Overall	(0:08.94)	(0:11.45)	(0:11.46)	(0:11.60)	(0:11.62)	(0:11.43)	(0:11.13)		
7	15	JAFFIRA	10	67.3	0:09.68	1:29.69 [7]	1:20.01 [11]	1:08.74 [9]	0:57.38 [9]	0:45.64 [10]	0:34.16 [10]	0:23.00 [8]	0:34.16	+4
		Craig Grylls		400m	Overall	(0:09.68)	(0:11.27)	(0:11.36)	(0:11.74)	(0:11.48)	(0:11.16)	(0:11.00)		
8	4	DON PAULY	4	66.2	0:09.12	1:29.72 [8]	1:20.60 [4]	1:09.33 [4]	0:57.93 [3]	0:46.27 [3]	0:34.64 [4]	0:23.15 [4]	0:34.64	+2
		Joe Kamaruddin		400m	Overall	(0:09.12)	(0:11.27)	(0:11.40)	(0:11.66)	(0:11.63)	(0:11.49)	(0:11.12)		
9	5	MERSEY BEAT	6	66.0	0:09.51	1:29.87 [9]	1:20.36 [9]	1:09.12 [8]	0:57.59 [8]	0:46.20 [6]	0:34.68 [6]	0:23.19 [6]	0:34.68	-2
		Ashvin Goindasamy		400m	Overall	(0:09.51)	(0:11.24)	(0:11.53)	(0:11.39)	(0:11.52)	(0:11.49)	(0:11.16)		
10	8	KENTUCKY ROSE	19	66.3	0:09.99	1:30.02 [10]	1:20.03 [14]	1:08.89 [10]	0:57.54 [10]	0:46.01 [9]	0:34.52 [9]	0:23.14 [11]	0:34.52	-2
		Tegan Newman		1400m	Overall	(0:09.99)	(0:11.14)	(0:11.35)	(0:11.53)	(0:11.49)	(0:11.38)	(0:11.10)		

Scratched: God Of Eros (#20), Me Librez (#19), Mighty Castle (#18), Astial (#16), Pozzi Vibe (#17), This Little Light (#9)

Track Rating: Soft 5, Weather: Fine, Rail Position: +6m

Section	Overall	1400m	1200m	1000m	800m	600m	400m	Last 600m						
Field Times	1:29.28 (0:08.94)	1:20.34 (0:11.16)	1:09.18 (0:11.12)	0:58.06 (0:11.95)	0:46.11 (0:11.64)	0:34.47 (0:11.35)	0:23.12 (0:11.10)	0:34.47						
Rank	TAB	Horse/Jockey	Barrier	Top Speed [km/h]	Fastest Section				Distance Travelled [m]					
11	10	BELLA WATERS Bridget Grylls	14	66.3 400m	0:09.17 Overall	1:30.57 [11] (0:09.17)	1:21.40 [5] (0:11.49)	1:09.91 [6] (0:11.46)	0:58.45 [6] (0:11.59)	0:46.86 [8] (0:11.51)	0:35.35 [7] (0:11.52)	0:23.83 [9] (0:11.29)	0:35.35	+7
12	13	NANCY SHE WROTE Ryan Elliot	8	65.7 400m	0:09.45 Overall	1:30.62 [12] (0:09.45)	1:21.17 [7] (0:11.24)	1:09.93 [7] (0:11.43)	0:58.50 [7] (0:11.57)	0:46.93 [7] (0:11.58)	0:35.35 [8] (0:11.41)	0:23.94 [7] (0:11.37)	0:35.35	+4
13	14	KAIDU'S PRIDE Bailey Rogerson	11	66.0 400m	0:09.09 Overall	1:30.64 [13] (0:09.09)	1:21.55 [3] (0:11.33)	1:10.22 [5] (0:11.47)	0:58.75 [5] (0:11.66)	0:47.09 [5] (0:11.59)	0:35.50 [5] (0:11.48)	0:24.02 [5] (0:11.37)	0:35.50	+5
14	12	IMARICHGIRL Courtney Barnes	13	66.0 600m	0:09.50 Overall	1:30.98 [14] (0:09.50)	1:21.48 [8] (0:11.66)	1:09.82 [11] (0:11.42)	0:58.40 [11] (0:11.55)	0:46.85 [12] (0:11.47)	0:35.38 [12] (0:11.43)	0:23.95 [13] (0:11.28)	0:35.38	+5

Scratched: God Of Eros (#20), Me Liberez (#19), Mighty Castle (#18), Astial (#16), Pozzi Vibe (#17), This Little Light (#9)

Track Rating: Soft 5, Weather: Fine, Rail Position: +6m

Section				200m				Last 600m	
Field Times				0:12.02 (0:12.02)				0:34.47	
Rank	TAB	Horse/Jockey	Barrier	Top Speed [km/h]	Fastest Section	Margin			Distance Travelled [m]
1	2	LINGJUN XIONGFENG Bill Jacobson	20	67.6 400m	0:09.84 Overall	0:11.32 [9] (0:11.32)	1:29.28		0:33.52
2	1	AMBERITE Niranjan Parmar	7	68.1 1400m	0:09.31 Overall	0:12.04 [1] (0:12.04)	0.2L		0:34.49 -4
3	11	BURGUNDY IFF Kelly Myers	9	67.1 1400m	0:08.98 Overall	0:11.94 [2] (0:11.94)	0.2L		0:34.29 +0
4	6	DESERT MYSTIC Masahiro Hashizume	16	67.3 400m	0:09.75 Overall	0:11.61 [6] (0:11.61)	0.9L		0:33.85 -4
5	3	POW TONG Sam Weatherley	17	67.6 400m	0:09.56 Overall	0:11.65 [8] (0:11.65)	1.6L		0:33.75 -2
6	7	FABULOUS GAL Jasmine Fawcett	3	66.2 400m	0:08.94 Overall	0:11.98 [3] (0:11.98)	2.2L		0:34.54 -6
7	15	JAFFIRA Craig Grylls	10	67.3 400m	0:09.68 Overall	0:12.00 [5] (0:12.00)	2.8L		0:34.16 +4
8	4	DON PAULY Joe Kamaruddin	4	66.2 400m	0:09.12 Overall	0:12.03 [4] (0:12.03)	2.9L		0:34.64 +2
9	5	MERSEY BEAT Ashvin Goindasamy	6	66.0 400m	0:09.51 Overall	0:12.03 [7] (0:12.03)	4L		0:34.68 -2
10	8	KENTUCKY ROSE Tegan Newman	19	66.3 1400m	0:09.99 Overall	0:12.04 [10] (0:12.04)	5L		0:34.52 -2

Scratched: God Of Eros (#20), Me Librez (#19), Mighty Castle (#18), Astial (#16), Pozzi Vibe (#17), This Little Light (#9)

Track Rating: Soft 5, Weather: Fine, Rail Position: +6m

Section				200m				Last 600m		
Field Times				0:12.02 (0:12.02)				0:34.47		
Rank	TAB	Horse/Jockey	Barrier	Top Speed [km/h]	Fastest Section	Margin			Distance Travelled [m]	
11	10	BELLA WATERS	14	66.3	0:09.17	0:12.54 [12]	8.6L		0:35.35	+7
		Bridget Grylls		400m	Overall	(0:12.54)				
12	13	NANCY SHE WROTE	8	65.7	0:09.45	0:12.57 [13]	8.9L		0:35.35	+4
		Ryan Elliot		400m	Overall	(0:12.57)				
13	14	KAIDU'S PRIDE	11	66.0	0:09.09	0:12.65 [11]	9.1L		0:35.50	+5
		Bailey Rogerson		400m	Overall	(0:12.65)				
14	12	IMARICHGIRL	13	66.0	0:09.50	0:12.67 [14]	11.4L		0:35.38	+5
		Courtney Barnes		600m	Overall	(0:12.67)				

Scratched: God Of Eros (#20), Me Liberez (#19), Mighty Castle (#18), Astial (#16), Pozzi Vibe (#17), This Little Light (#9)



Horse/Jockey Name	Lingjun Xiongfeng
Final Rank	1
Fastest Section Time (Section)	0:09.84 (Overall)
Top Speed [km/h] (Section)	67.6 (400m)
Race State	Finished

AUCKLAND
THOROUGHBRED
RACING
SINCE 1874

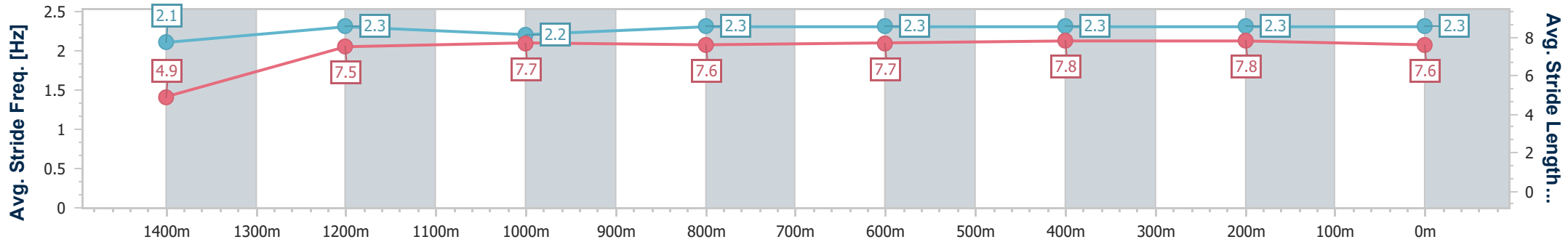
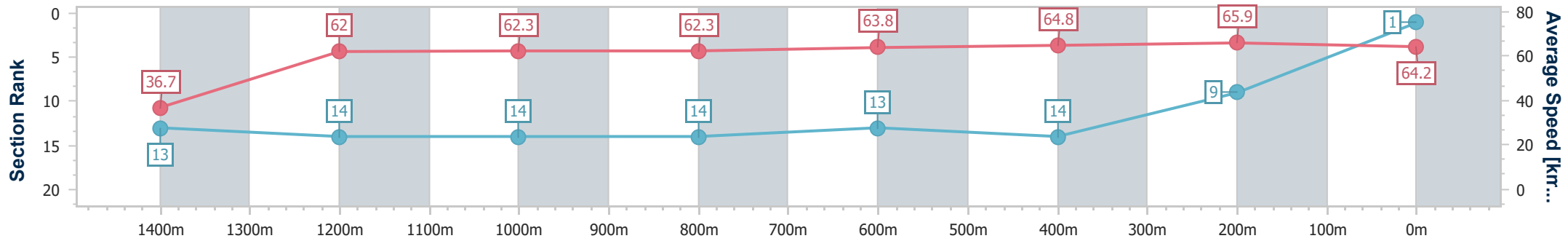
Pukekohe Park NZ Professional
Race 9: ELLERSLIE EVENTS 1500 - 1500m

PUKEKOHE
PARK

09 December 2023 - 17:15

Track Rating: Soft 5, Weather: Fine, Rail Position: +6m

Section	Overall	1400m	1200m	1000m	800m	600m	400m	200m
Section Times	1:29.28 [1] (0:09.84)	1:19.44 [13] (0:11.61)	1:07.83 [14] (0:11.57)	0:56.26 [14] (0:11.36)	0:44.90 [14] (0:11.38)	0:33.52 [13] (0:11.30)	0:22.22 [14] (0:10.90)	0:11.32 [9] (0:11.32)
Average Speed [km/h]	36.7	62.0	62.3	62.3	63.8	64.8	65.9	64.2
Top Speed [km/h]	58.8	64.5	64.9	64.1	65.0	66.5	67.6	65.3
Avg. Dist. to Rail [m]	9.4	1.0	3.3	2.5	1.4	4.8	6.3	6.2
Avg. Stride Freq. [Hz]	2.1	2.3	2.2	2.3	2.3	2.3	2.3	2.3
Avg. Stride Length [m]	4.9	7.5	7.7	7.6	7.7	7.8	7.8	7.6



- [] Ranking at each section and finish
- .-.- No data available at this section
- NA No data available



Horse/Jockey Name	Amberite
Final Rank	2
Fastest Section Time (Section)	0:09.31 (Overall)
Top Speed [km/h] (Section)	68.1 (1400m)
Race State	Finished

AUCKLAND
THOROUGHBRED
RACING
SINCE 1874

Pukekohe Park NZ Professional

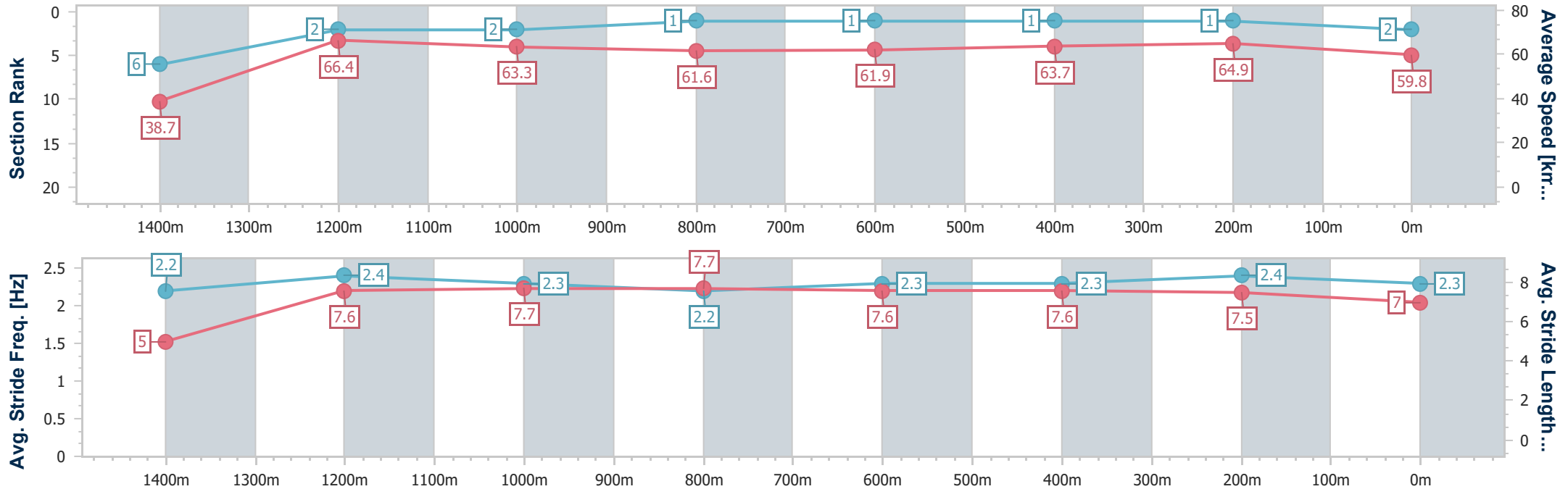
Race 9: ELLERSLIE EVENTS 1500 - 1500m

09 December 2023 - 17:15

Track Rating: Soft 5, Weather: Fine, Rail Position: +6m

PUKEKOHE
PARK

Section	Overall	1400m	1200m	1000m	800m	600m	400m	200m
Section Times	1:29.30 [2] (0:09.31)	1:19.99 [6] (0:10.90)	1:09.09 [2] (0:11.34)	0:57.75 [2] (0:11.62)	0:46.13 [1] (0:11.64)	0:34.49 [1] (0:11.35)	0:23.14 [1] (0:11.10)	0:12.04 [1] (0:12.04)
Average Speed [km/h]	38.7	66.4	63.3	61.6	61.9	63.7	64.9	59.8
Top Speed [km/h]	64.1	68.1	64.3	63.1	62.5	66.6	67.3	63.0
Avg. Dist. to Rail [m]	5.3	1.2	0.5	1.2	0.4	1.2	0.7	0.6
Avg. Stride Freq. [Hz]	2.2	2.4	2.3	2.2	2.3	2.3	2.4	2.3
Avg. Stride Length [m]	5.0	7.6	7.7	7.7	7.6	7.6	7.5	7.0





Horse/Jockey Name	Burgundy Iff
Final Rank	3
Fastest Section Time (Section)	0:08.98 (Overall)
Top Speed [km/h] (Section)	67.1 (1400m)
Race State	Finished

AUCKLAND
THOROUGHBRED
RACING
SINCE 1874

Pukekohe Park NZ Professional

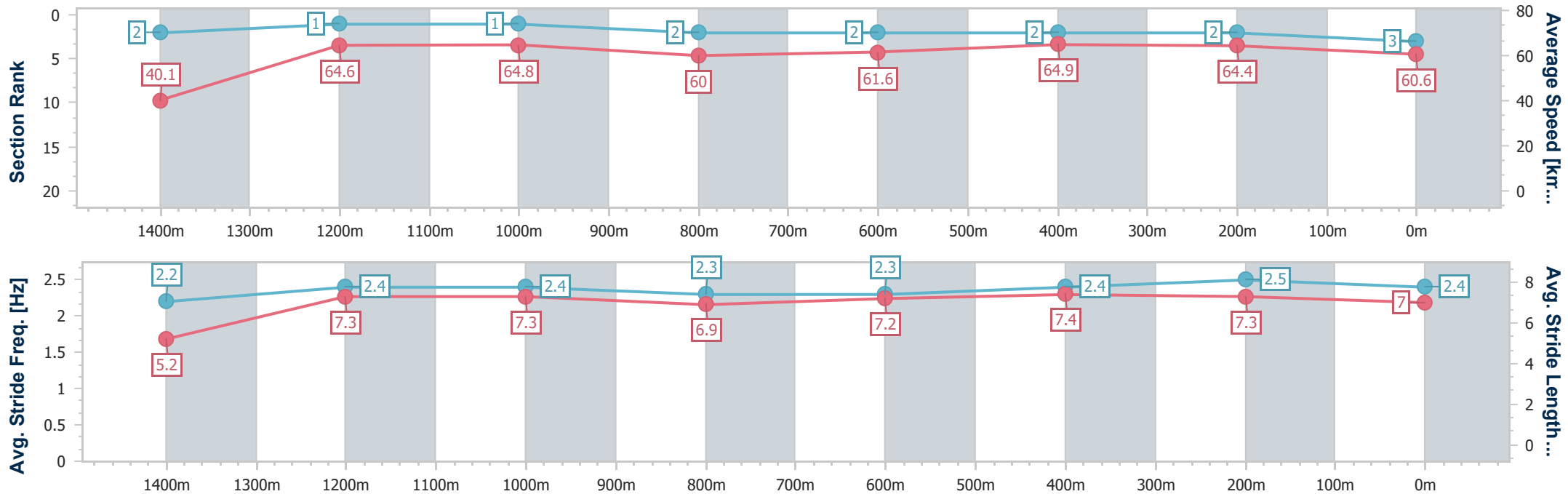
Race 9: ELLERSLIE EVENTS 1500 - 1500m

09 December 2023 - 17:15

Track Rating: Soft 5, Weather: Fine, Rail Position: +6m

PUKEKOHE
PARK

Section	Overall	1400m	1200m	1000m	800m	600m	400m	200m
Section Times	1:29.31 [3] (0:08.98)	1:20.33 [2] (0:11.12)	1:09.21 [1] (0:11.12)	0:58.09 [1] (0:11.99)	0:46.10 [2] (0:11.81)	0:34.29 [2] (0:11.21)	0:23.08 [2] (0:11.14)	0:11.94 [2] (0:11.94)
Average Speed [km/h]	40.1	64.6	64.8	60.0	61.6	64.9	64.4	60.6
Top Speed [km/h]	63.0	67.1	67.0	61.4	63.7	66.1	66.7	62.2
Avg. Dist. to Rail [m]	4.5	0.8	3.3	1.8	2.0	2.5	2.2	3.1
Avg. Stride Freq. [Hz]	2.2	2.4	2.4	2.3	2.3	2.4	2.5	2.4
Avg. Stride Length [m]	5.2	7.3	7.3	6.9	7.2	7.4	7.3	7.0



- [] Ranking at each section and finish
- .-.- No data available at this section
- NA No data available



Horse/Jockey Name	Desert Mystic
Final Rank	4
Fastest Section Time (Section)	0:09.75 (Overall)
Top Speed [km/h] (Section)	67.3 (400m)
Race State	Finished

AUCKLAND
THOROUGHBRED
RACING
SINCE 1874

Pukekohe Park NZ Professional

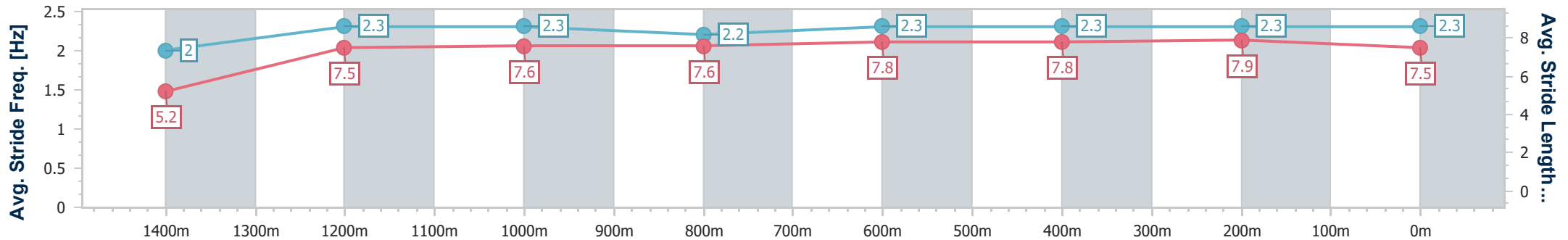
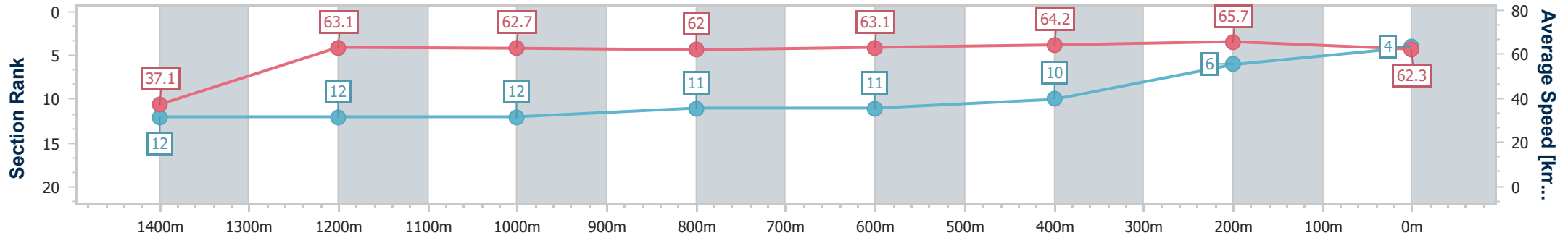
Race 9: ELLERSLIE EVENTS 1500 - 1500m

09 December 2023 - 17:15

Track Rating: Soft 5, Weather: Fine, Rail Position: +6m

PUKEKOHE
PARK

Section	Overall	1400m	1200m	1000m	800m	600m	400m	200m
Section Times	1:29.41 [4] (0:09.75)	1:19.66 [12] (0:11.41)	1:08.25 [12] (0:11.50)	0:56.75 [12] (0:11.44)	0:45.31 [11] (0:11.46)	0:33.85 [11] (0:11.29)	0:22.56 [10] (0:10.95)	0:11.61 [6] (0:11.61)
Average Speed [km/h]	37.1	63.1	62.7	62.0	63.1	64.2	65.7	62.3
Top Speed [km/h]	58.3	65.0	63.2	63.6	64.1	66.8	67.3	63.6
Avg. Dist. to Rail [m]	5.0	2.2	2.4	2.3	0.5	1.9	1.7	0.9
Avg. Stride Freq. [Hz]	2.0	2.3	2.3	2.2	2.3	2.3	2.3	2.3
Avg. Stride Length [m]	5.2	7.5	7.6	7.6	7.8	7.8	7.9	7.5



- [] Ranking at each section and finish
- .-.- No data available at this section
- NA No data available



Horse/Jockey Name	Pow Tong
Final Rank	5
Fastest Section Time (Section)	0:09.56 (Overall)
Top Speed [km/h] (Section)	67.6 (400m)
Race State	Finished

AUCKLAND
THOROUGHBRED
RACING
SINCE 1874

Pukekohe Park NZ Professional

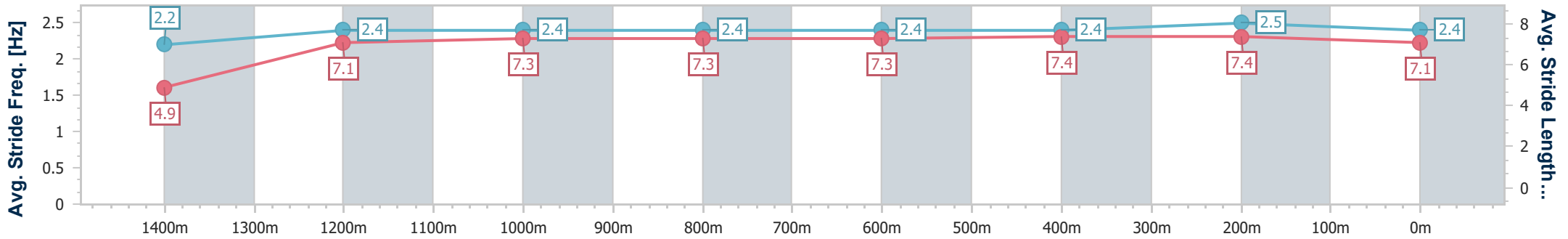
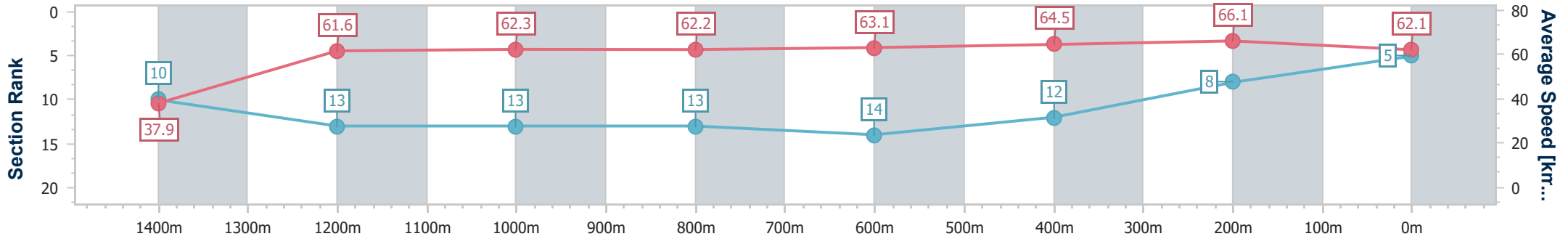
Race 9: ELLERSLIE EVENTS 1500 - 1500m

09 December 2023 - 17:15

Track Rating: Soft 5, Weather: Fine, Rail Position: +6m

PUKEKOHE
PARK

Section	Overall	1400m	1200m	1000m	800m	600m	400m	200m
Section Times	1:29.51 [5] (0:09.56)	1:19.95 [10] (0:11.67)	1:08.28 [13] (0:11.54)	0:56.74 [13] (0:11.52)	0:45.22 [13] (0:11.47)	0:33.75 [14] (0:11.21)	0:22.54 [12] (0:10.89)	0:11.65 [8]
Average Speed [km/h]	37.9	61.6	62.3	62.2	63.1	64.5	66.1	62.1
Top Speed [km/h]	58.2	63.7	63.2	63.9	64.2	66.7	67.6	64.7
Avg. Dist. to Rail [m]	8.6	2.2	1.2	1.0	0.9	1.8	1.6	1.6
Avg. Stride Freq. [Hz]	2.2	2.4	2.4	2.4	2.4	2.4	2.5	2.4
Avg. Stride Length [m]	4.9	7.1	7.3	7.3	7.3	7.4	7.4	7.1



- [] Ranking at each section and finish
- .-.- No data available at this section
- NA No data available



Horse/Jockey Name	Fabulous Gal
Final Rank	6
Fastest Section Time (Section)	0:08.94 (Overall)
Top Speed [km/h] (Section)	66.2 (400m)
Race State	Finished

AUCKLAND
THOROUGHBRED
RACING
SINCE 1874

Pukekohe Park NZ Professional

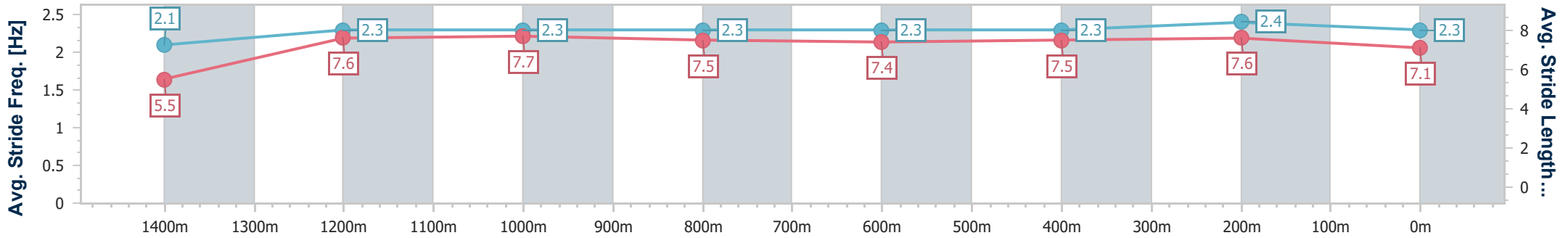
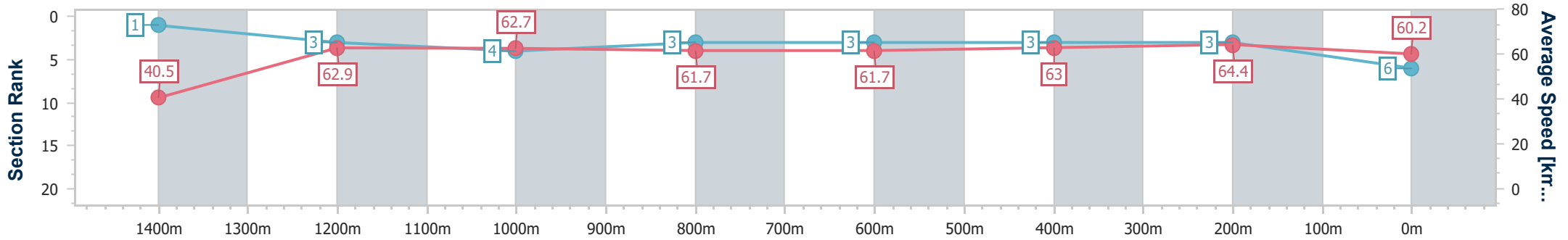
Race 9: ELLERSLIE EVENTS 1500 - 1500m

09 December 2023 - 17:15

Track Rating: Soft 5, Weather: Fine, Rail Position: +6m

PUKEKOHE
PARK

Section	Overall	1400m	1200m	1000m	800m	600m	400m	200m
Section Times	1:29.61 [6] (0:08.94)	1:20.67 [1] (0:11.45)	1:09.22 [3] (0:11.46)	0:57.76 [4] (0:11.60)	0:46.16 [3] (0:11.62)	0:34.54 [3] (0:11.43)	0:23.11 [3] (0:11.13)	0:11.98 [3] (0:11.98)
Average Speed [km/h]	40.5	62.9	62.7	61.7	61.7	63.0	64.4	60.2
Top Speed [km/h]	60.5	64.5	63.5	64.5	64.2	65.3	66.2	62.6
Avg. Dist. to Rail [m]	2.5	0.8	1.2	1.0	1.0	1.0	0.7	1.2
Avg. Stride Freq. [Hz]	2.1	2.3	2.3	2.3	2.3	2.3	2.4	2.3
Avg. Stride Length [m]	5.5	7.6	7.7	7.5	7.4	7.5	7.6	7.1



- [] Ranking at each section and finish
- .-.- No data available at this section
- NA No data available



Horse/Jockey Name	Jaffira
Final Rank	7
Fastest Section Time (Section)	0:09.68 (Overall)
Top Speed [km/h] (Section)	67.3 (400m)
Race State	Finished

AUCKLAND
THOROUGHBRED
RACING

Pukekohe Park NZ Professional

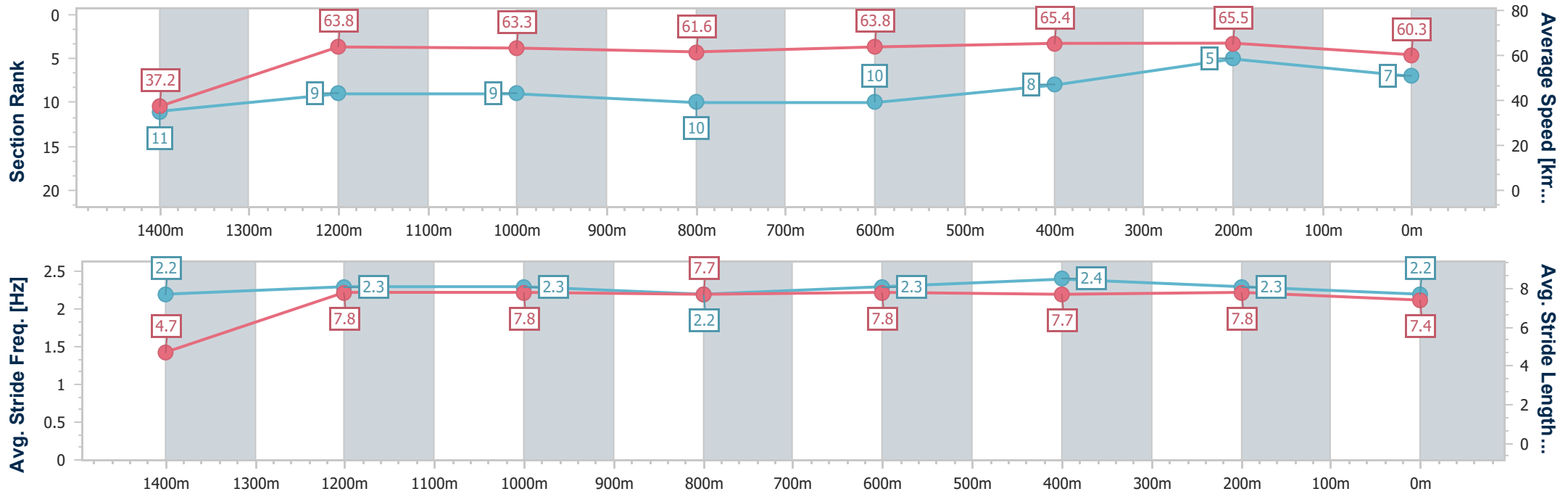
Race 9: ELLERSLIE EVENTS 1500 - 1500m

09 December 2023 - 17:15

Track Rating: Soft 5, Weather: Fine, Rail Position: +6m

PUKEKOHE
PARK

Section	Overall	1400m	1200m	1000m	800m	600m	400m	200m
Section Times	1:29.69 [7] (0:09.68)	1:20.01 [11] (0:11.27)	1:08.74 [9] (0:11.36)	0:57.38 [9] (0:11.74)	0:45.64 [10] (0:11.48)	0:34.16 [10] (0:11.16)	0:23.00 [8] (0:11.00)	0:12.00 [5] (0:12.00)
Average Speed [km/h]	37.2	63.8	63.3	61.6	63.8	65.4	65.5	60.3
Top Speed [km/h]	62.1	65.1	65.4	62.8	65.3	66.9	67.3	63.3
Avg. Dist. to Rail [m]	4.9	1.6	0.6	0.8	2.5	4.6	6.0	5.3
Avg. Stride Freq. [Hz]	2.2	2.3	2.3	2.2	2.3	2.4	2.3	2.2
Avg. Stride Length [m]	4.7	7.8	7.8	7.7	7.8	7.7	7.8	7.4





Horse/Jockey Name	Don Pauly
Final Rank	8
Fastest Section Time (Section)	0:09.12 (Overall)
Top Speed [km/h] (Section)	66.2 (400m)
Race State	Finished

AUCKLAND
THOROUGHBRED
RACING
SINCE 1874

Pukekohe Park NZ Professional

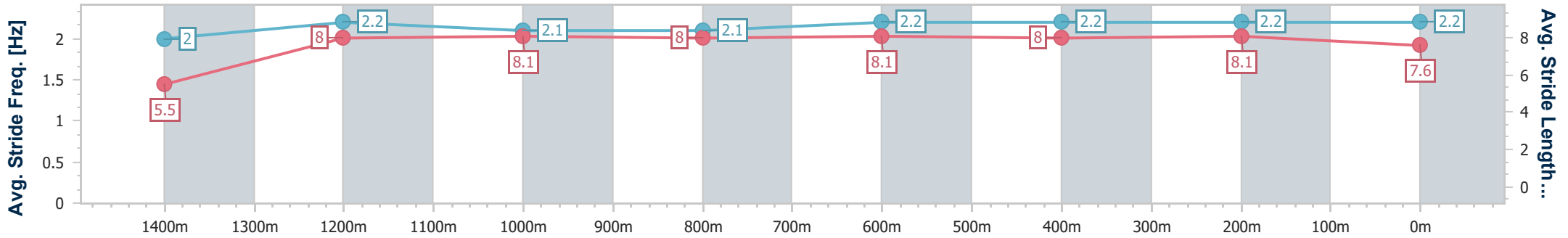
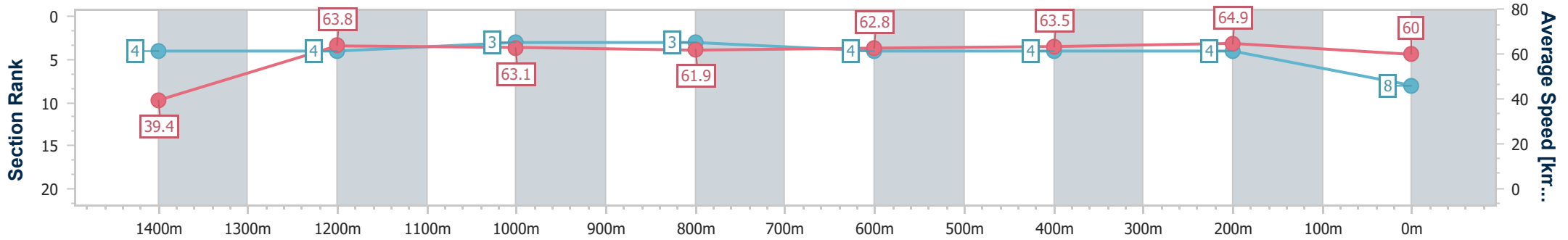
Race 9: ELLERSLIE EVENTS 1500 - 1500m

09 December 2023 - 17:15

Track Rating: Soft 5, Weather: Fine, Rail Position: +6m

PUKEKOHE
PARK

Section	Overall	1400m	1200m	1000m	800m	600m	400m	200m
Section Times	1:29.72 [8] (0:09.12)	1:20.60 [4] (0:11.27)	1:09.33 [4] (0:11.40)	0:57.93 [3] (0:11.66)	0:46.27 [3] (0:11.63)	0:34.64 [4] (0:11.49)	0:23.15 [4] (0:11.12)	0:12.03 [4] (0:12.03)
Average Speed [km/h]	39.4	63.8	63.1	61.9	62.8	63.5	64.9	60.0
Top Speed [km/h]	61.1	65.2	64.4	63.2	64.2	65.0	66.2	62.8
Avg. Dist. to Rail [m]	1.5	1.9	2.2	1.3	2.8	3.8	4.6	3.8
Avg. Stride Freq. [Hz]	2.0	2.2	2.1	2.1	2.2	2.2	2.2	2.2
Avg. Stride Length [m]	5.5	8.0	8.1	8.0	8.1	8.0	8.1	7.6



- [] Ranking at each section and finish
- .-.- No data available at this section
- NA No data available



Horse/Jockey Name	Mersey Beat
Final Rank	9
Fastest Section Time (Section)	0:09.51 (Overall)
Top Speed [km/h] (Section)	66.0 (400m)
Race State	Finished

AUCKLAND
THOROUGHBRED
RACING
SINCE 1874

Pukekohe Park NZ Professional

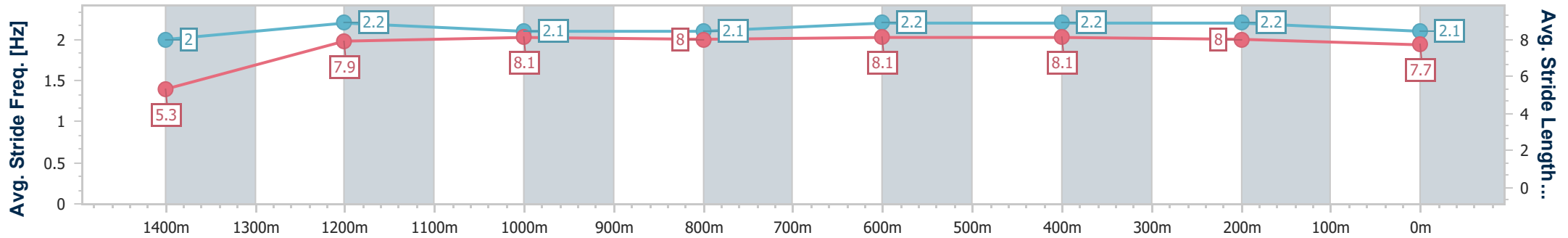
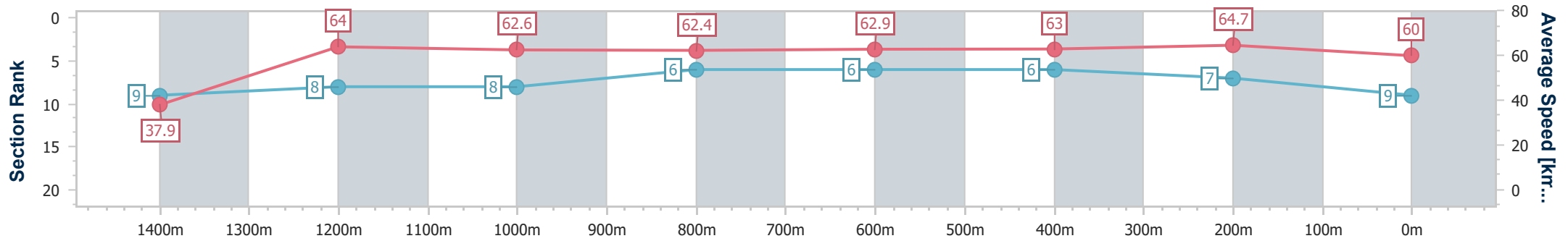
Race 9: ELLERSLIE EVENTS 1500 - 1500m

09 December 2023 - 17:15

Track Rating: Soft 5, Weather: Fine, Rail Position: +6m

PUKEKOHE
PARK

Section	Overall	1400m	1200m	1000m	800m	600m	400m	200m					
Section Times	1:29.87 [9] (0:09.51)	1:20.36 [9] (0:11.24)	1:09.12 [8] (0:11.53)	0:57.59 [8] (0:11.39)	0:46.20 [6] (0:11.52)	0:34.68 [6] (0:11.49)	0:23.19 [6] (0:11.16)	0:12.03 [7] (0:12.03)					
Average Speed [km/h]	37.9	64.0	62.6	62.4	62.9	63.0	64.7	60.0					
Top Speed [km/h]	61.0	65.0	63.5	64.6	64.5	65.8	66.0	62.7					
Avg. Dist. to Rail [m]	2.4	2.0	2.2	1.9	0.9	2.7	2.0	0.8					
Avg. Stride Freq. [Hz]	2.0	2.2	2.1	2.1	2.2	2.2	2.2	2.1					
Avg. Stride Length [m]	5.3	7.9	8.1	8.0	8.1	8.1	8.0	7.7					



- [] Ranking at each section and finish
- .-.- No data available at this section
- NA No data available



Horse/Jockey Name	Kentucky Rose
Final Rank	10
Fastest Section Time (Section)	0:09.99 (Overall)
Top Speed [km/h] (Section)	66.3 (1400m)
Race State	Finished

AUCKLAND
THOROUGHBRED
RACING
SINCE 1874

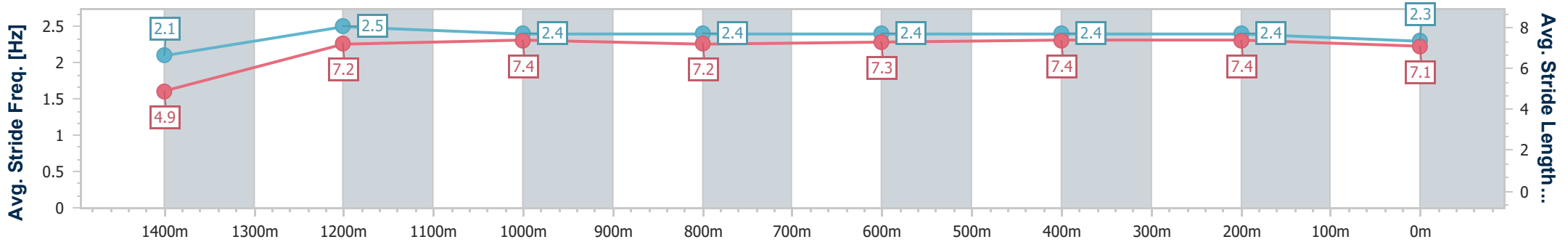
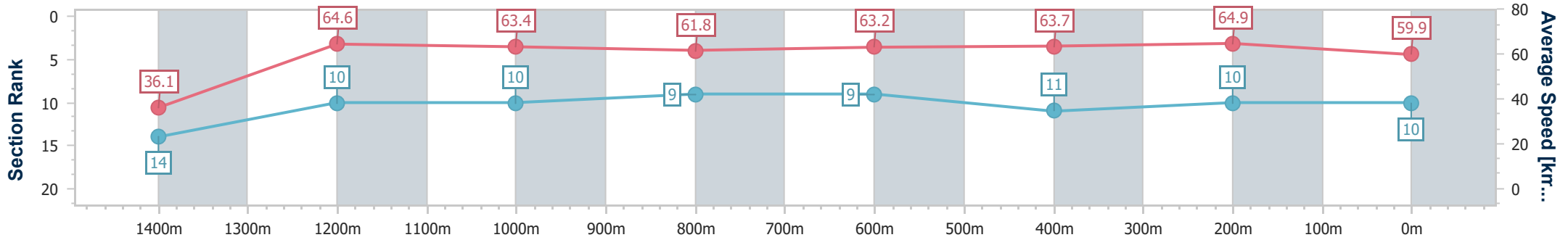
Pukekohe Park NZ Professional
Race 9: ELLERSLIE EVENTS 1500 - 1500m

PUKEKOHE
PARK

09 December 2023 - 17:15

Track Rating: Soft 5, Weather: Fine, Rail Position: +6m

Section	Overall	1400m	1200m	1000m	800m	600m	400m	200m
Section Times	1:30.02 [10] (0:09.99)	1:20.03 [14] (0:11.14)	1:08.89 [10] (0:11.35)	0:57.54 [10] (0:11.53)	0:46.01 [9] (0:11.49)	0:34.52 [9] (0:11.38)	0:23.14 [11] (0:11.10)	0:12.04 [10] (0:12.04)
Average Speed [km/h]	36.1	64.6	63.4	61.8	63.2	63.7	64.9	59.9
Top Speed [km/h]	60.3	66.3	66.2	63.7	64.2	66.0	66.2	63.6
Avg. Dist. to Rail [m]	6.2	1.3	3.0	2.0	1.6	2.6	2.7	2.7
Avg. Stride Freq. [Hz]	2.1	2.5	2.4	2.4	2.4	2.4	2.4	2.3
Avg. Stride Length [m]	4.9	7.2	7.4	7.2	7.3	7.4	7.4	7.1



- [] Ranking at each section and finish
- .-.- No data available at this section
- NA No data available



Horse/Jockey Name	Bella Waters
Final Rank	11
Fastest Section Time (Section)	0:09.17 (Overall)
Top Speed [km/h] (Section)	66.3 (400m)
Race State	Finished

AUCKLAND
THOROUGHBRED
RACING
SINCE 1874

Pukekohe Park NZ Professional

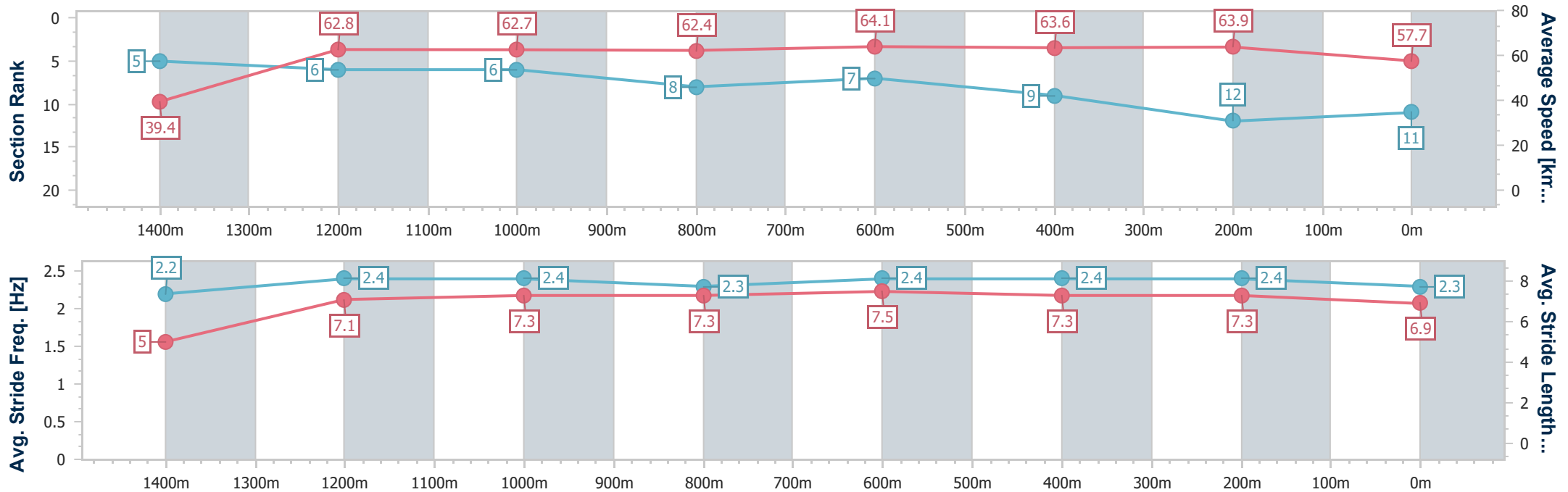
Race 9: ELLERSLIE EVENTS 1500 - 1500m

09 December 2023 - 17:15

Track Rating: Soft 5, Weather: Fine, Rail Position: +6m

PUKEKOHE
PARK

Section	Overall	1400m	1200m	1000m	800m	600m	400m	200m
Section Times	1:30.57 [11] (0:09.17)	1:21.40 [5] (0:11.49)	1:09.91 [6] (0:11.46)	0:58.45 [6] (0:11.59)	0:46.86 [8] (0:11.51)	0:35.35 [7] (0:11.52)	0:23.83 [9] (0:11.29)	0:12.54 [12] (0:12.54)
Average Speed [km/h]	39.4	62.8	62.7	62.4	64.1	63.6	63.9	57.7
Top Speed [km/h]	61.5	65.1	63.9	64.8	65.0	65.0	66.3	61.7
Avg. Dist. to Rail [m]	6.9	1.9	0.8	1.0	3.6	6.2	7.5	8.6
Avg. Stride Freq. [Hz]	2.2	2.4	2.4	2.3	2.4	2.4	2.4	2.3
Avg. Stride Length [m]	5.0	7.1	7.3	7.3	7.5	7.3	7.3	6.9



- [] Ranking at each section and finish
- .-.- No data available at this section
- NA No data available



Horse/Jockey Name	Nancy She Wrote
Final Rank	12
Fastest Section Time (Section)	0:09.45 (Overall)
Top Speed [km/h] (Section)	65.7 (400m)
Race State	Finished

AUCKLAND
THOROUGHBRED
RACING
SINCE 1874

Pukekohe Park NZ Professional

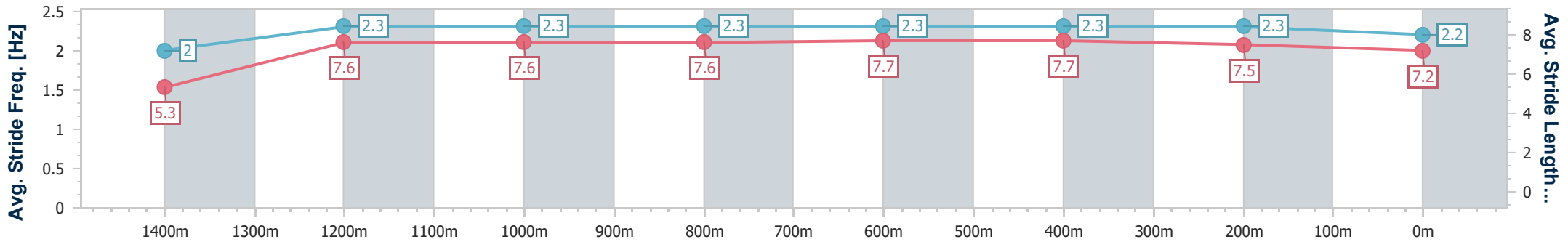
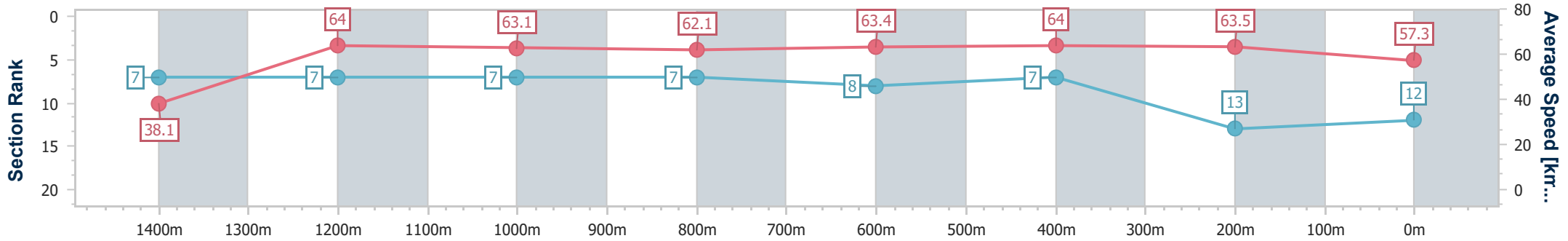
Race 9: ELLERSLIE EVENTS 1500 - 1500m

09 December 2023 - 17:15

Track Rating: Soft 5, Weather: Fine, Rail Position: +6m

PUKEKOHE
PARK

Section	Overall	1400m	1200m	1000m	800m	600m	400m	200m
Section Times	1:30.62 [12] (0:09.45)	1:21.17 [7] (0:11.24)	1:09.93 [7] (0:11.43)	0:58.50 [7] (0:11.57)	0:46.93 [7] (0:11.58)	0:35.35 [8] (0:11.41)	0:23.94 [7] (0:11.37)	0:12.57 [13] (0:12.57)
Average Speed [km/h]	38.1	64.0	63.1	62.1	63.4	64.0	63.5	57.3
Top Speed [km/h]	60.5	65.4	63.9	63.4	64.3	64.9	65.7	60.8
Avg. Dist. to Rail [m]	2.9	0.4	0.9	0.5	3.2	4.1	5.7	6.4
Avg. Stride Freq. [Hz]	2.0	2.3	2.3	2.3	2.3	2.3	2.3	2.2
Avg. Stride Length [m]	5.3	7.6	7.6	7.6	7.7	7.7	7.5	7.2



- [] Ranking at each section and finish
- .-.- No data available at this section
- NA No data available



Horse/Jockey Name	Kaidu's Pride
Final Rank	13
Fastest Section Time (Section)	0:09.09 (Overall)
Top Speed [km/h] (Section)	66.0 (400m)
Race State	Finished

AUCKLAND
THOROUGHBRED
RACING
SINCE 1874

Pukekohe Park NZ Professional

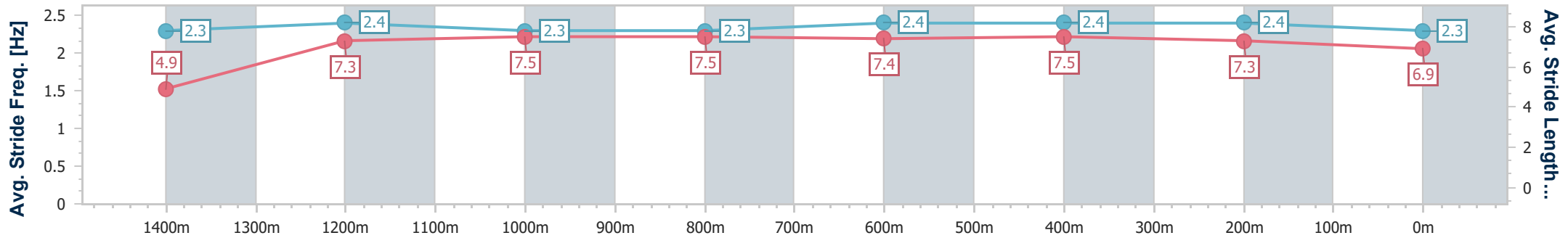
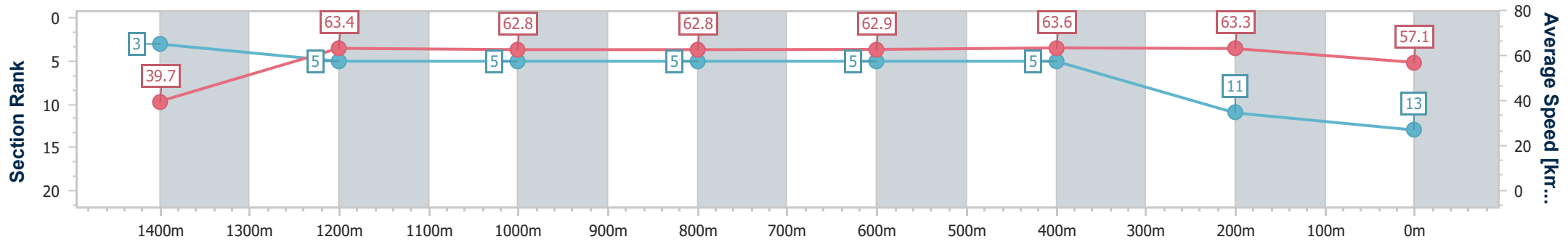
Race 9: ELLERSLIE EVENTS 1500 - 1500m

09 December 2023 - 17:15

Track Rating: Soft 5, Weather: Fine, Rail Position: +6m

PUKEKOHE
PARK

Section	Overall	1400m	1200m	1000m	800m	600m	400m	200m
Section Times	1:30.64 [13] (0:09.09)	1:21.55 [3] (0:11.33)	1:10.22 [5] (0:11.47)	0:58.75 [5] (0:11.66)	0:47.09 [5] (0:11.59)	0:35.50 [5] (0:11.48)	0:24.02 [5] (0:11.37)	0:12.65 [11] (0:12.65)
Average Speed [km/h]	39.7	63.4	62.8	62.8	62.9	63.6	63.3	57.1
Top Speed [km/h]	61.8	65.1	64.0	63.9	65.6	65.8	66.0	61.8
Avg. Dist. to Rail [m]	7.1	1.8	2.2	2.3	2.7	3.4	3.8	3.6
Avg. Stride Freq. [Hz]	2.3	2.4	2.3	2.3	2.4	2.4	2.4	2.3
Avg. Stride Length [m]	4.9	7.3	7.5	7.5	7.4	7.5	7.3	6.9



- [] Ranking at each section and finish
- .-.- No data available at this section
- NA No data available



Horse/Jockey Name	Imarichgirl
Final Rank	14
Fastest Section Time (Section)	0:09.50 (Overall)
Top Speed [km/h] (Section)	66.0 (600m)
Race State	Finished

AUCKLAND
THOROUGHBRED
RACING
SINCE 1874

Pukekohe Park NZ Professional

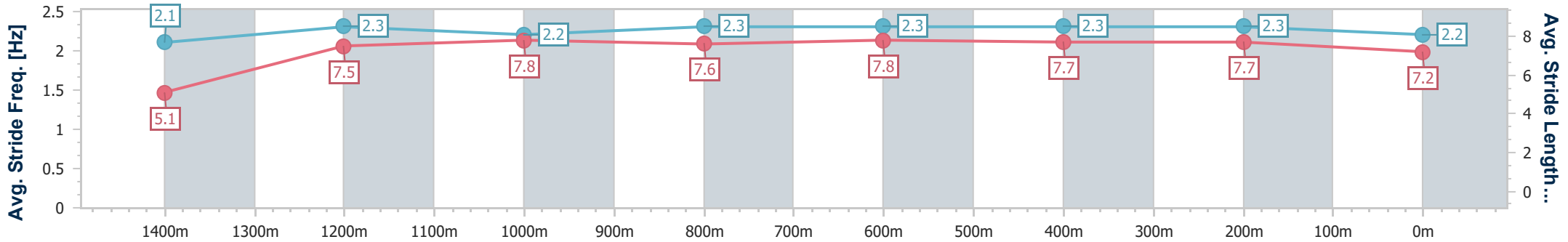
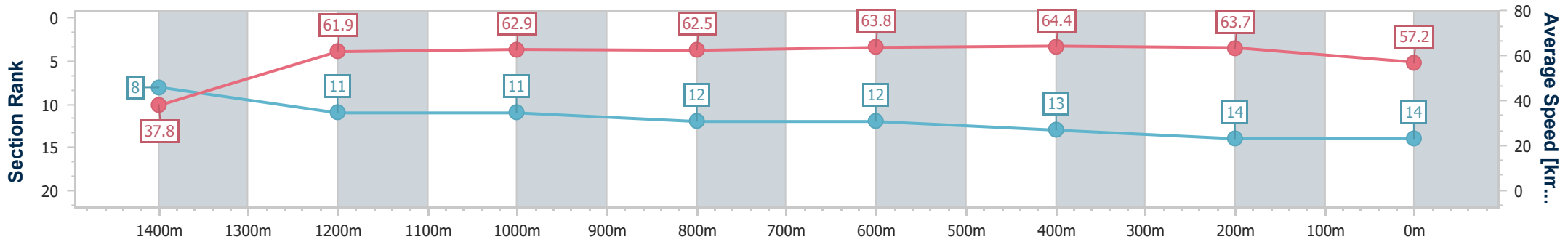
Race 9: ELLERSLIE EVENTS 1500 - 1500m

09 December 2023 - 17:15

Track Rating: Soft 5, Weather: Fine, Rail Position: +6m

PUKEKOHE
PARK

Section	Overall	1400m	1200m	1000m	800m	600m	400m	200m
Section Times	1:30.98 [14] (0:09.50)	1:21.48 [8] (0:11.66)	1:09.82 [11] (0:11.42)	0:58.40 [11] (0:11.55)	0:46.85 [12] (0:11.47)	0:35.38 [12] (0:11.43)	0:23.95 [13] (0:11.28)	0:12.67 [14] (0:12.67)
Average Speed [km/h]	37.8	61.9	62.9	62.5	63.8	64.4	63.7	57.2
Top Speed [km/h]	58.8	63.6	64.2	64.9	65.7	66.0	65.6	60.8
Avg. Dist. to Rail [m]	7.1	1.9	0.6	0.9	2.3	6.8	9.0	5.9
Avg. Stride Freq. [Hz]	2.1	2.3	2.2	2.3	2.3	2.3	2.3	2.2
Avg. Stride Length [m]	5.1	7.5	7.8	7.6	7.8	7.7	7.7	7.2



- [] Ranking at each section and finish
- .-.- No data available at this section
- NA No data available