

Track Rating: Soft 5, Weather: Fine, Rail Position: +6m

Section	Overall	2000m	1800m	1600m	1400m	1200m	1000m	Last 600m						
Field Times	2:11.66 (0:08.91)	2:02.75 (0:12.28)	1:50.47 (0:12.59)	1:37.88 (0:13.38)	1:24.50 (0:13.26)	1:11.24 (0:12.64)	0:58.60 (0:11.85)	0:34.61						
Rank	TAB	Horse/Jockey	Barrier	Top Speed [km/h]	Fastest Section								Distance Travelled [m]	
1	14	TAWI Jasmine Fawcett	13	65.8 400m	0:08.99 Overall	2:11.66 [1] (0:08.99)	2:02.67 [3] (0:12.20)	1:50.47 [1] (0:12.59)	1:37.88 [1] (0:13.38)	1:24.50 [1] (0:13.26)	1:11.24 [1] (0:12.64)	0:58.60 [1] (0:11.85)	0:34.61	
2	4	TRUST IN YOU Ashvin Goindasamy	7	67.0 400m	0:09.19 Overall	2:11.69 [2] (0:09.19)	2:02.50 [5] (0:12.86)	1:49.64 [7] (0:12.83)	1:36.81 [8] (0:13.27)	1:23.54 [8] (0:13.26)	1:10.28 [8] (0:12.53)	0:57.75 [8] (0:11.88)	0:34.08	+3
3	5	APACHE ANNE Courtney Barnes	1	65.3 400m	0:09.12 Overall	2:11.71 [3] (0:09.12)	2:02.59 [4] (0:12.42)	1:50.17 [4] (0:12.90)	1:37.27 [4] (0:13.49)	1:23.78 [5] (0:13.30)	1:10.48 [5] (0:12.53)	0:57.95 [5] (0:11.60)	0:34.48	-2
4	8	VERSTAPPEN Niranjan Parmar	11	67.5 400m	0:10.01 Overall	2:11.72 [4] (0:10.01)	2:01.71 [12] (0:12.08)	1:49.63 [8] (0:13.08)	1:36.55 [10] (0:13.14)	1:23.41 [10] (0:13.39)	1:10.02 [10] (0:12.58)	0:57.44 [11] (0:11.86)	0:33.94	+11
5	15	PICK OF THE LITTER Jessica Allen	9	66.1 400m	0:08.91 Overall	2:11.82 [5] (0:08.91)	2:02.91 [1] (0:12.35)	1:50.56 [2] (0:12.87)	1:37.69 [2] (0:13.28)	1:24.41 [2] (0:13.47)	1:10.94 [3] (0:12.42)	0:58.52 [3] (0:11.74)	0:34.69	+6
6	3	SPORTING CHANCE Craig Grylls	14	67.5 400m	0:10.59 Overall	2:12.01 [6] (0:10.59)	2:01.42 [14] (0:12.07)	1:49.35 [13] (0:12.99)	1:36.36 [14] (0:13.29)	1:23.07 [14] (0:13.48)	1:09.59 [14] (0:12.62)	0:56.97 [14] (0:11.85)	0:33.67	+1
7	10	BRIAN LAMONT Bridget Grylls	4	66.6 400m	0:10.12 Overall	2:12.14 [7] (0:10.12)	2:02.02 [13] (0:12.03)	1:49.99 [9] (0:12.59)	1:37.40 [7] (0:13.31)	1:24.09 [7] (0:13.27)	1:10.82 [7] (0:12.48)	0:58.34 [7] (0:11.79)	0:34.57	-10
8	6	WELL I NEVER Tegan Newman	2	66.0 400m	0:09.79 Overall	2:12.33 [8] (0:09.79)	2:02.54 [10] (0:12.18)	1:50.36 [6] (0:12.65)	1:37.71 [5] (0:13.29)	1:24.42 [4] (0:13.37)	1:11.05 [6] (0:12.51)	0:58.54 [6] (0:11.95)	0:34.72	-9
9	13	AFTER PARTY Ulrika Holmquist	12	65.1 400m	0:09.80 Overall	2:12.43 [9] (0:09.80)	2:02.63 [11] (0:11.74)	1:50.89 [3] (0:12.82)	1:38.07 [3] (0:13.21)	1:24.86 [3] (0:13.06)	1:11.80 [2] (0:12.67)	0:59.13 [2] (0:12.02)	0:35.09	+4
10	2	JIMMY DEAN Ryan Elliot	17	65.1 400m	0:09.79 Overall	2:12.45 [10] (0:09.79)	2:02.66 [9] (0:12.93)	1:49.73 [14] (0:12.93)	1:36.80 [13] (0:13.20)	1:23.60 [13] (0:13.31)	1:10.29 [13] (0:12.54)	0:57.75 [13] (0:11.73)	0:34.55	+5

Scratched: Special Privilege (#9), The Letter (#17), Cascatella (#19), Rua Rocks (#18), Danzino (#11)

Track Rating: Soft 5, Weather: Fine, Rail Position: +6m

Section	Overall	2000m	1800m	1600m	1400m	1200m	1000m	Last 600m						
Field Times	2:11.66 (0:08.91)	2:02.75 (0:12.28)	1:50.47 (0:12.59)	1:37.88 (0:13.38)	1:24.50 (0:13.26)	1:11.24 (0:12.64)	0:58.60 (0:11.85)	0:34.61						
Rank	TAB	Horse/Jockey	Barrier	Top Speed [km/h]	Fastest Section									Distance Travelled [m]
11	12	ROCHMIE RAY Joe Kamaruddin	15	66.7 400m	0:09.37 Overall	2:12.56 [11] (0:09.37)	2:03.19 [7] (0:12.92)	1:50.27 [10] (0:12.93)	1:37.34 [11] (0:13.13)	1:24.21 [11] (0:13.40)	1:10.81 [11] (0:12.51)	0:58.30 [10] (0:11.76)	0:34.84	+12
12	16	CHASE 'N' GOLD Kelly Myers	3	65.7 400m	0:09.66 Overall	2:12.58 [12] (0:09.66)	2:02.92 [8] (0:12.79)	1:50.13 [12] (0:12.63)	1:37.50 [9] (0:13.19)	1:24.31 [9] (0:13.36)	1:10.95 [9] (0:12.47)	0:58.48 [9] (0:11.84)	0:34.90	+5
13	1	FLY MY WEY Masahiro Hashizume	10	65.1 400m	0:08.98 Overall	2:12.68 [13] (0:08.98)	2:03.70 [2] (0:12.69)	1:51.01 [5] (0:13.06)	1:37.95 [6] (0:13.26)	1:24.69 [6] (0:13.20)	1:11.49 [4] (0:12.18)	0:59.31 [4] (0:12.08)	0:35.14	+8
14	7	IFFIN DOUBT DANCE Sam Weatherley	16	66.4 400m	0:09.22 Overall	2:13.06 [14] (0:09.22)	2:03.84 [6] (0:13.09)	1:50.75 [11] (0:13.26)	1:37.49 [12] (0:13.13)	1:24.36 [12] (0:13.36)	1:11.00 [12] (0:12.59)	0:58.41 [12] (0:11.69)	0:35.19	+23

Scratched: Special Privilege (#9), The Letter (#17), Cascatella (#19), Rua Rocks (#18), Danzino (#11)

Track Rating: Soft 5, Weather: Fine, Rail Position: +6m

Section										Last 600m	
Field Times				800m	600m	400m	200m			0:34.61	
				0:46.75 (0:12.14)	0:34.61 (0:11.53)	0:23.08 (0:11.17)	0:11.91 (0:11.91)				
Rank	TAB	Horse/Jockey	Barrier	Top Speed [km/h]	Fastest Section					Margin	Distance Travelled [m]
1	14	TAWI	13	65.8	0:08.99	0:46.75 [1]	0:34.61 [1]	0:23.08 [1]	0:11.91 [1]	2:11.66	0:34.61
		Jasmine Fawcett		400m	Overall	(0:12.14)	(0:11.53)	(0:11.17)	(0:11.91)		
2	4	TRUST IN YOU	7	67.0	0:09.19	0:45.87 [8]	0:34.08 [7]	0:22.62 [5]	0:11.67 [3]	0.2L	0:34.08 +3
		Ashvin Goindasamy		400m	Overall	(0:11.79)	(0:11.46)	(0:10.95)	(0:11.67)		
3	5	APACHE ANNE	1	65.3	0:09.12	0:46.35 [4]	0:34.48 [3]	0:22.86 [4]	0:11.65 [4]	0.3L	0:34.48 -2
		Courtney Barnes		400m	Overall	(0:11.87)	(0:11.62)	(0:11.21)	(0:11.65)		
4	8	VERSTAPPEN	11	67.5	0:10.01	0:45.58 [11]	0:33.94 [11]	0:22.43 [12]	0:11.53 [6]	0.4L	0:33.94 +11
		Niranjan Parmar		400m	Overall	(0:11.64)	(0:11.51)	(0:10.90)	(0:11.53)		
5	15	PICK OF THE LITTER	9	66.1	0:08.91	0:46.78 [2]	0:34.69 [2]	0:23.08 [2]	0:11.93 [2]	1.1L	0:34.69 +6
		Jessica Allen		400m	Overall	(0:12.09)	(0:11.61)	(0:11.15)	(0:11.93)		
6	3	SPORTING CHANCE	14	67.5	0:10.59	0:45.12 [14]	0:33.67 [14]	0:22.43 [14]	0:11.56 [10]	2.3L	0:33.67 +1
		Craig Grylls		400m	Overall	(0:11.45)	(0:11.24)	(0:10.87)	(0:11.56)		
7	10	BRIAN LAMONT	4	66.6	0:10.12	0:46.55 [6]	0:34.57 [6]	0:23.06 [6]	0:12.05 [5]	3.2L	0:34.57 -10
		Bridget Grylls		400m	Overall	(0:11.98)	(0:11.51)	(0:11.01)	(0:12.05)		
8	6	WELL I NEVER	2	66.0	0:09.79	0:46.59 [7]	0:34.72 [8]	0:23.23 [9]	0:12.03 [8]	4.5L	0:34.72 -9
		Tegan Newman		400m	Overall	(0:11.87)	(0:11.49)	(0:11.20)	(0:12.03)		
9	13	AFTER PARTY	12	65.1	0:09.80	0:47.11 [3]	0:35.09 [4]	0:23.69 [3]	0:12.23 [7]	5.2L	0:35.09 +4
		Ulrika Holmquist		400m	Overall	(0:12.02)	(0:11.40)	(0:11.46)	(0:12.23)		
10	2	JIMMY DEAN	17	65.1	0:09.79	0:46.02 [13]	0:34.55 [13]	0:23.16 [13]	0:11.87 [14]	5.3L	0:34.55 +5
		Ryan Elliot		400m	Overall	(0:11.47)	(0:11.39)	(0:11.29)	(0:11.87)		

Scratched: Special Privilege (#9), The Letter (#17), Cascatella (#19), Rua Rocks (#18), Danzino (#11)

Track Rating: Soft 5, Weather: Fine, Rail Position: +6m

Section				800m	600m	400m	200m	Last 600m				
Field Times				0:46.75 (0:12.14)	0:34.61 (0:11.53)	0:23.08 (0:11.17)	0:11.91 (0:11.91)	0:34.61				
Rank	TAB	Horse/Jockey	Barrier	Top Speed [km/h]	Fastest Section	Margin				Distance Travelled [m]		
11	12	ROCHMIE RAY	15	66.7	0:09.37	0:46.54 [10]	0:34.84 [10]	0:23.30 [11]	0:12.09 [12]	6L	0:34.84	+12
		Joe Kamaruddin		400m	Overall	(0:11.70)	(0:11.54)	(0:11.21)	(0:12.09)			
12	16	CHASE 'N' GOLD	3	65.7	0:09.66	0:46.64 [9]	0:34.90 [9]	0:23.46 [10]	0:12.05 [13]	6.1L	0:34.90	+5
		Kelly Myers		400m	Overall	(0:11.74)	(0:11.44)	(0:11.41)	(0:12.05)			
13	1	FLY MY WEY	10	65.1	0:08.98	0:47.23 [5]	0:35.14 [5]	0:23.59 [8]	0:12.23 [11]	6.8L	0:35.14	+8
		Masahiro Hashizume		400m	Overall	(0:12.09)	(0:11.55)	(0:11.36)	(0:12.23)			
14	7	IFFIN DOUBT DANCE	16	66.4	0:09.22	0:46.72 [12]	0:35.19 [12]	0:23.98 [6]	0:12.70 [9]	9.4L	0:35.19	+23
		Sam Weatherley		400m	Overall	(0:11.53)	(0:11.21)	(0:11.28)	(0:12.70)			

Scratched: Special Privilege (#9), The Letter (#17), Cascatella (#19), Rua Rocks (#18), Danzino (#11)



Horse/Jockey Name	Tawi
Final Rank	1
Fastest Section Time (Section)	0:08.99 (Overall)
Top Speed [km/h] (Section)	65.8 (400m)
Race State	Finished

AUCKLAND
THOROUGHBRED
SINCE 1874 RACING

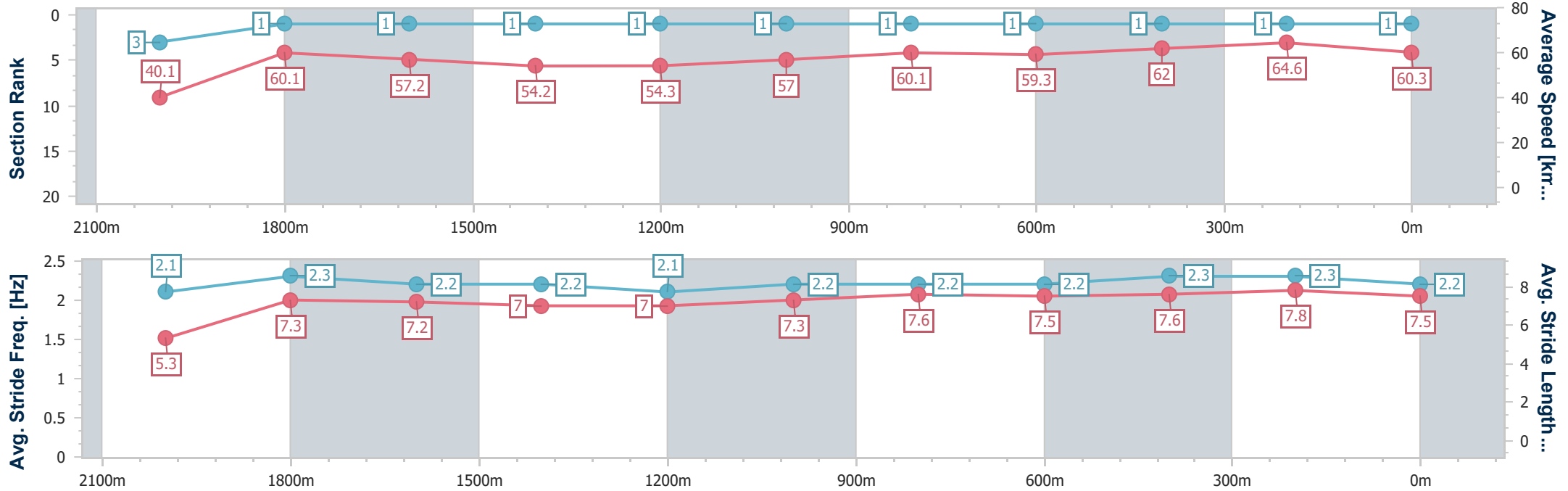
Pukekohe Park NZ Professional
Race 7: DUNSTAN HORSEFEEDS STAYERS CHAMPIONSHIP
QUALIFIER 2100 - 2100m

PUKEKOHE
PARK

09 December 2023 - 15:53

Track Rating: Soft 5, Weather: Fine, Rail Position: +6m

Section	Overall	2000m	1800m	1600m	1400m	1200m	1000m	800m	600m	400m	200m
Section Times	2:11.66 [1] (0:08.99)	2:02.67 [3] (0:12.20)	1:50.47 [1] (0:12.59)	1:37.88 [1] (0:13.38)	1:24.50 [1] (0:13.26)	1:11.24 [1] (0:12.64)	0:58.60 [1] (0:11.85)	0:46.75 [1] (0:12.14)	0:34.61 [1] (0:11.53)	0:23.08 [1] (0:11.17)	0:11.91 [1] (0:11.91)
Average Speed [km/h]	40.1	60.1	57.2	54.2	54.3	57.0	60.1	59.3	62.0	64.6	60.3
Top Speed [km/h]	40.3	61.1	60.7	57.6	55.0	58.3	60.7	60.8	63.8	65.8	64.9
Avg. Dist. to Rail [m]	10.3	3.2	0.6	0.5	1.5	2.3	2.1	0.8	2.6	1.3	0.8
Avg. Stride Freq. [Hz]	2.1	2.3	2.2	2.2	2.1	2.2	2.2	2.2	2.3	2.3	2.2
Avg. Stride Length [m]	5.3	7.3	7.2	7.0	7.0	7.3	7.6	7.5	7.6	7.8	7.5





Horse/Jockey Name	Trust In You
Final Rank	2
Fastest Section Time (Section)	0:09.19 (Overall)
Top Speed [km/h] (Section)	67.0 (400m)
Race State	Finished

AUCKLAND
THOROUGHBRED
RACING
SINCE 1874

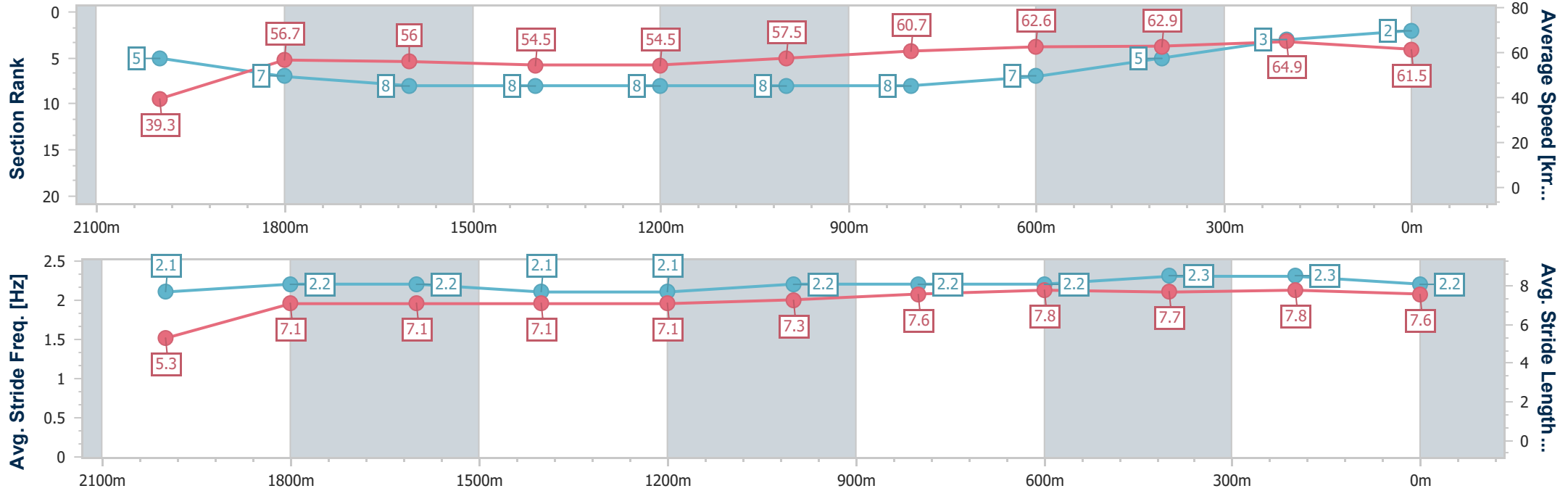
Pukekohe Park NZ Professional
Race 7: DUNSTAN HORSEFEEDS STAYERS CHAMPIONSHIP
QUALIFIER 2100 - 2100m

PUKEKOHE
PARK

09 December 2023 - 15:53

Track Rating: Soft 5, Weather: Fine, Rail Position: +6m

Section	Overall	2000m	1800m	1600m	1400m	1200m	1000m	800m	600m	400m	200m
Section Times	2:11.69 [2] (0:09.19)	2:02.50 [5] (0:12.86)	1:49.64 [7] (0:12.83)	1:36.81 [8] (0:13.27)	1:23.54 [8] (0:13.26)	1:10.28 [8] (0:12.53)	0:57.75 [8] (0:11.88)	0:45.87 [8] (0:11.79)	0:34.08 [7] (0:11.46)	0:22.62 [5] (0:10.95)	0:11.67 [3] (0:11.67)
Average Speed [km/h]	39.3	56.7	56.0	54.5	54.5	57.5	60.7	62.6	62.9	64.9	61.5
Top Speed [km/h]	39.5	57.6	57.2	56.1	55.4	58.0	61.8	63.3	64.6	67.0	66.2
Avg. Dist. to Rail [m]	6.0	2.1	1.0	1.1	1.5	0.6	1.1	3.2	5.5	6.1	5.6
Avg. Stride Freq. [Hz]	2.1	2.2	2.2	2.1	2.1	2.2	2.2	2.2	2.3	2.3	2.2
Avg. Stride Length [m]	5.3	7.1	7.1	7.1	7.1	7.3	7.6	7.8	7.7	7.8	7.6



- [] Ranking at each section and finish
- .-.- No data available at this section
- NA No data available



Horse/Jockey Name	Apache Anne
Final Rank	3
Fastest Section Time (Section)	0:09.12 (Overall)
Top Speed [km/h] (Section)	65.3 (400m)
Race State	Finished

AUCKLAND
THOROUGHBRED
RACING
SINCE 1874

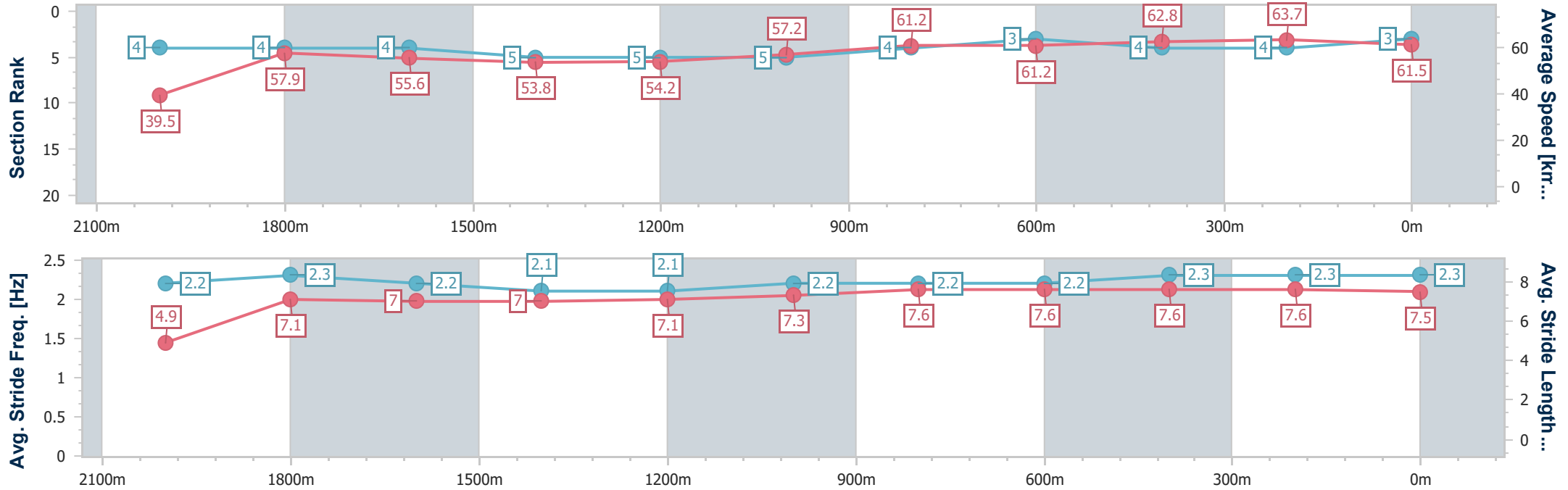
Pukekohe Park NZ Professional
Race 7: DUNSTAN HORSEFEEDS STAYERS CHAMPIONSHIP
QUALIFIER 2100 - 2100m

PUKEKOHE
PARK

09 December 2023 - 15:53

Track Rating: Soft 5, Weather: Fine, Rail Position: +6m

Section	Overall	2000m	1800m	1600m	1400m	1200m	1000m	800m	600m	400m	200m
Section Times	2:11.71 [3] (0:09.12)	2:02.59 [4] (0:12.42)	1:50.17 [4] (0:12.90)	1:37.27 [4] (0:13.49)	1:23.78 [5] (0:13.30)	1:10.48 [5] (0:12.53)	0:57.95 [5] (0:11.60)	0:46.35 [4] (0:11.87)	0:34.48 [3] (0:11.62)	0:22.86 [4] (0:11.21)	0:11.65 [4] (0:11.65)
Average Speed [km/h]	39.5	57.9	55.6	53.8	54.2	57.2	61.2	61.2	62.8	63.7	61.5
Top Speed [km/h]	39.7	58.3	58.6	55.6	54.8	58.1	62.4	62.7	63.5	65.3	65.0
Avg. Dist. to Rail [m]	2.4	1.7	1.2	1.2	0.8	1.2	1.9	1.5	3.3	4.8	5.4
Avg. Stride Freq. [Hz]	2.2	2.3	2.2	2.1	2.1	2.2	2.2	2.2	2.3	2.3	2.3
Avg. Stride Length [m]	4.9	7.1	7.0	7.0	7.1	7.3	7.6	7.6	7.6	7.6	7.5



- [] Ranking at each section and finish
- .-.- No data available at this section
- NA No data available



Horse/Jockey Name	Verstappen
Final Rank	4
Fastest Section Time (Section)	0:10.01 (Overall)
Top Speed [km/h] (Section)	67.5 (400m)
Race State	Finished

AUCKLAND THOROUGHBRED RACING SINCE 1874

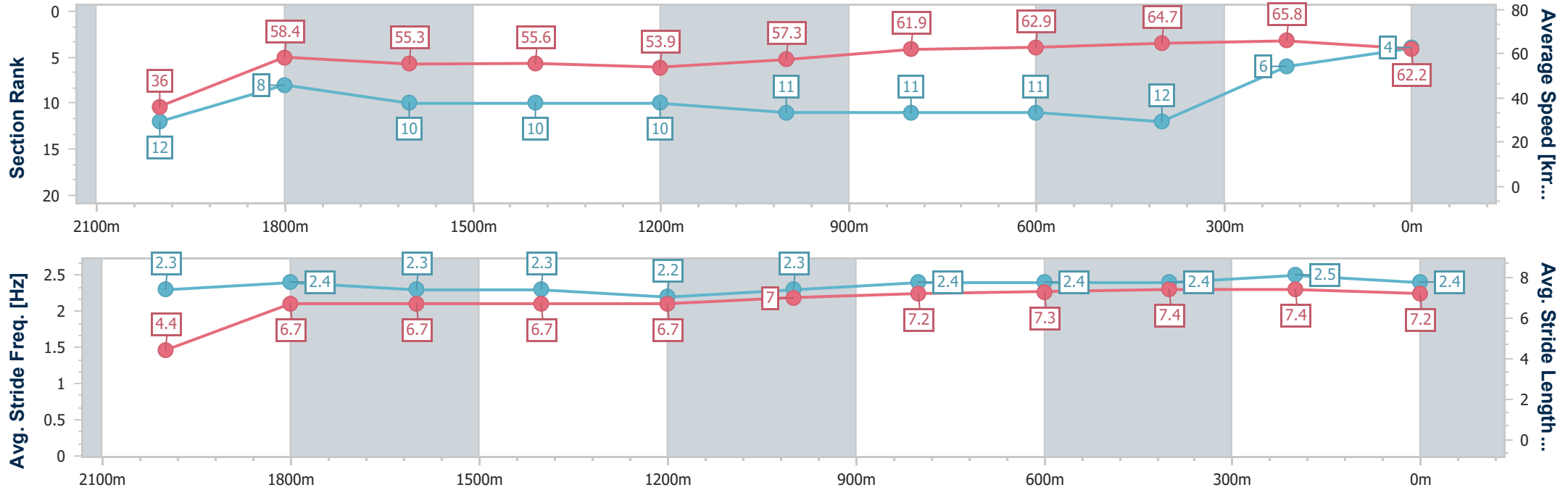
Pukekohe Park NZ Professional
Race 7: DUNSTAN HORSEFEEDS STAYERS CHAMPIONSHIP QUALIFIER 2100 - 2100m

PUKEKOHE PARK

09 December 2023 - 15:53

Track Rating: Soft 5, Weather: Fine, Rail Position: +6m

Section	Overall	2000m	1800m	1600m	1400m	1200m	1000m	800m	600m	400m	200m
Section Times	2:11.72 [4] (0:10.01)	2:01.71 [12] (0:12.08)	1:49.63 [8] (0:13.08)	1:36.55 [10] (0:13.14)	1:23.41 [10] (0:13.39)	1:10.02 [10] (0:12.58)	0:57.44 [11] (0:11.86)	0:45.58 [11] (0:11.64)	0:33.94 [11] (0:11.51)	0:22.43 [12] (0:10.90)	0:11.53 [6] (0:11.53)
Average Speed [km/h]	36.0	58.4	55.3	55.6	53.9	57.3	61.9	62.9	64.7	65.8	62.2
Top Speed [km/h]	36.9	61.7	61.3	56.4	56.0	58.4	63.3	65.6	65.6	67.5	66.7
Avg. Dist. to Rail [m]	14.0	4.5	1.0	3.0	4.2	4.0	4.7	7.7	10.0	10.0	9.1
Avg. Stride Freq. [Hz]	2.3	2.4	2.3	2.3	2.2	2.3	2.4	2.4	2.4	2.5	2.4
Avg. Stride Length [m]	4.4	6.7	6.7	6.7	6.7	7.0	7.2	7.3	7.4	7.4	7.2



- [] Ranking at each section and finish
- .-.- No data available at this section
- NA No data available



Horse/Jockey Name	Pick Of The Litter
Final Rank	5
Fastest Section Time (Section)	0:08.91 (Overall)
Top Speed [km/h] (Section)	66.1 (400m)
Race State	Finished

AUCKLAND
THOROUGHBRED
RACING
SINCE 1874

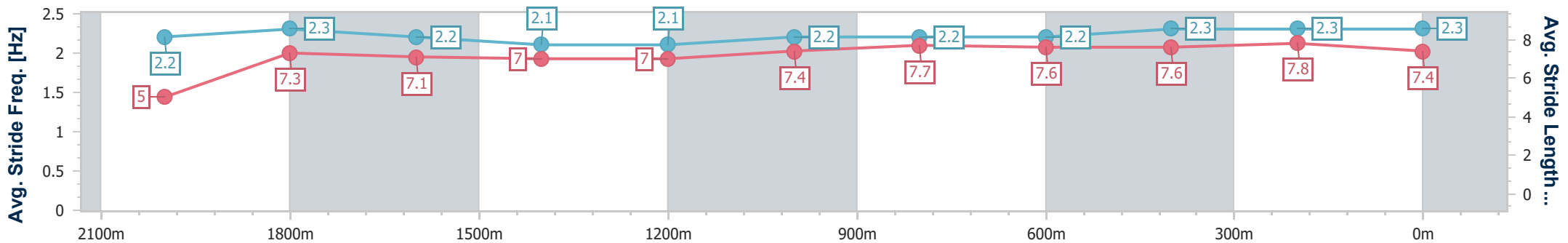
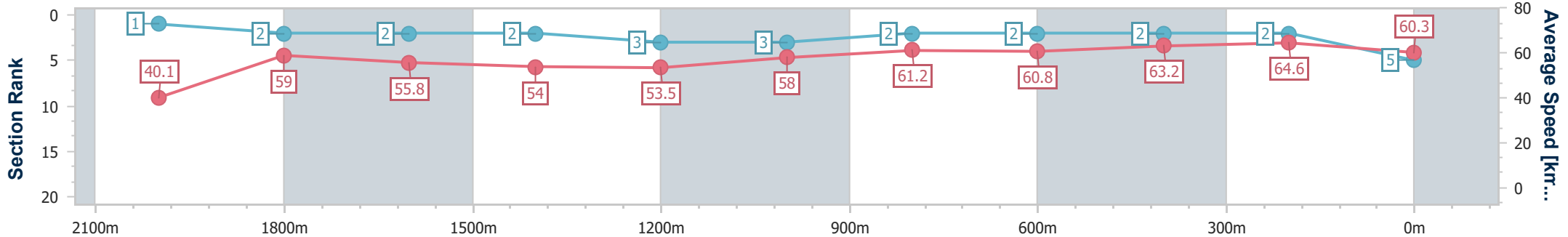
Pukekohe Park NZ Professional
Race 7: DUNSTAN HORSEFEEDS STAYERS CHAMPIONSHIP
QUALIFIER 2100 - 2100m

PUKEKOHE
PARK

09 December 2023 - 15:53

Track Rating: Soft 5, Weather: Fine, Rail Position: +6m

Section	Overall	2000m	1800m	1600m	1400m	1200m	1000m	800m	600m	400m	200m
Section Times	2:11.82 [5] (0:08.91)	2:02.91 [1] (0:12.35)	1:50.56 [2] (0:12.87)	1:37.69 [2] (0:13.28)	1:24.41 [2] (0:13.47)	1:10.94 [3] (0:12.42)	0:58.52 [3] (0:11.74)	0:46.78 [2] (0:12.09)	0:34.69 [2] (0:11.61)	0:23.08 [2] (0:11.15)	0:11.93 [2] (0:11.93)
Average Speed [km/h]	40.1	59.0	55.8	54.0	53.5	58.0	61.2	60.8	63.2	64.6	60.3
Top Speed [km/h]	40.3	59.6	59.5	56.0	54.3	59.0	61.9	61.6	63.9	66.1	64.9
Avg. Dist. to Rail [m]	6.5	1.8	0.8	1.5	2.6	2.9	1.3	3.3	4.7	3.8	4.0
Avg. Stride Freq. [Hz]	2.2	2.3	2.2	2.1	2.1	2.2	2.2	2.2	2.3	2.3	2.3
Avg. Stride Length [m]	5.0	7.3	7.1	7.0	7.0	7.4	7.7	7.6	7.6	7.8	7.4



- [] Ranking at each section and finish
- .-.- No data available at this section
- NA No data available



Horse/Jockey Name	Sporting Chance
Final Rank	6
Fastest Section Time (Section)	0:10.59 (Overall)
Top Speed [km/h] (Section)	67.5 (400m)
Race State	Finished

AUCKLAND
THOROUGHBRED
RACING
SINCE 1874

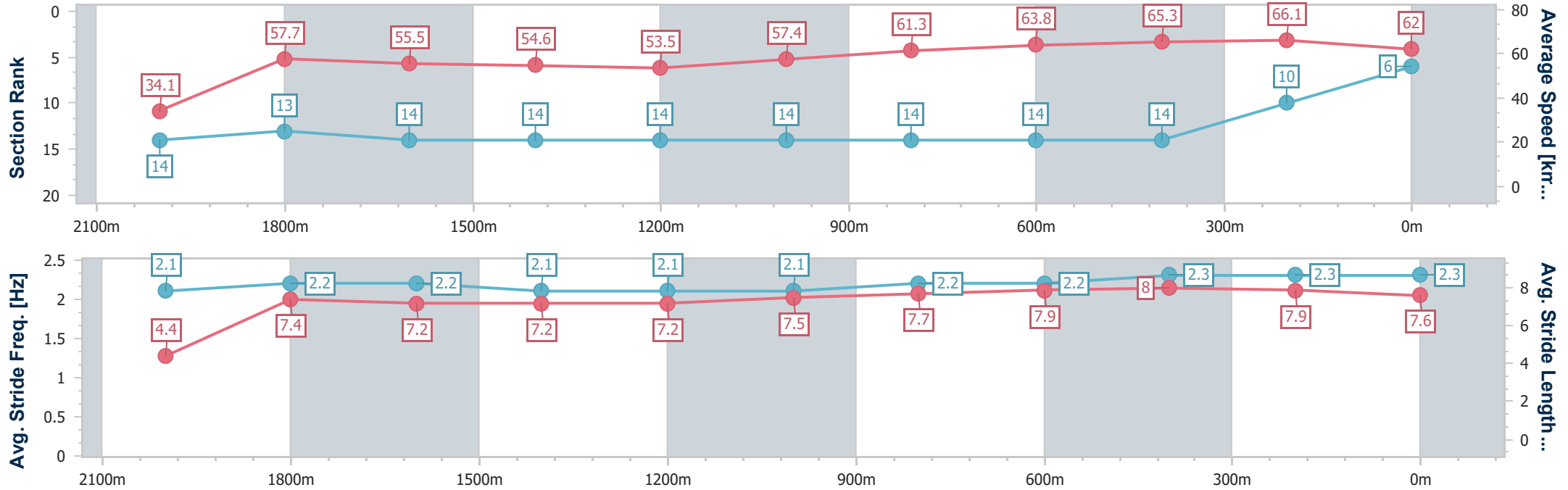
Pukekohe Park NZ Professional
Race 7: DUNSTAN HORSEFEEDS STAYERS CHAMPIONSHIP
QUALIFIER 2100 - 2100m

PUKEKOHE
PARK

09 December 2023 - 15:53

Track Rating: Soft 5, Weather: Fine, Rail Position: +6m

Section	Overall	2000m	1800m	1600m	1400m	1200m	1000m	800m	600m	400m	200m
Section Times	2:12.01 [6] (0:10.59)	2:01.42 [14] (0:12.07)	1:49.35 [13] (0:12.99)	1:36.36 [14] (0:13.29)	1:23.07 [14] (0:13.48)	1:09.59 [14] (0:12.62)	0:56.97 [14] (0:11.85)	0:45.12 [14] (0:11.45)	0:33.67 [14] (0:11.24)	0:22.43 [14] (0:10.87)	0:11.56 [10] (0:11.56)
Average Speed [km/h]	34.1	57.7	55.5	54.6	53.5	57.4	61.3	63.8	65.3	66.1	62.0
Top Speed [km/h]	37.5	59.8	58.6	55.7	55.6	58.3	62.7	64.8	66.2	67.5	66.8
Avg. Dist. to Rail [m]	3.7	4.7	1.7	2.1	2.5	2.4	1.8	2.3	6.2	8.9	9.5
Avg. Stride Freq. [Hz]	2.1	2.2	2.2	2.1	2.1	2.1	2.2	2.2	2.3	2.3	2.3
Avg. Stride Length [m]	4.4	7.4	7.2	7.2	7.2	7.5	7.7	7.9	8.0	7.9	7.6





Horse/Jockey Name	Brian Lamont
Final Rank	7
Fastest Section Time (Section)	0:10.12 (Overall)
Top Speed [km/h] (Section)	66.6 (400m)
Race State	Finished

AUCKLAND
THOROUGHBRED
RACING
SINCE 1874

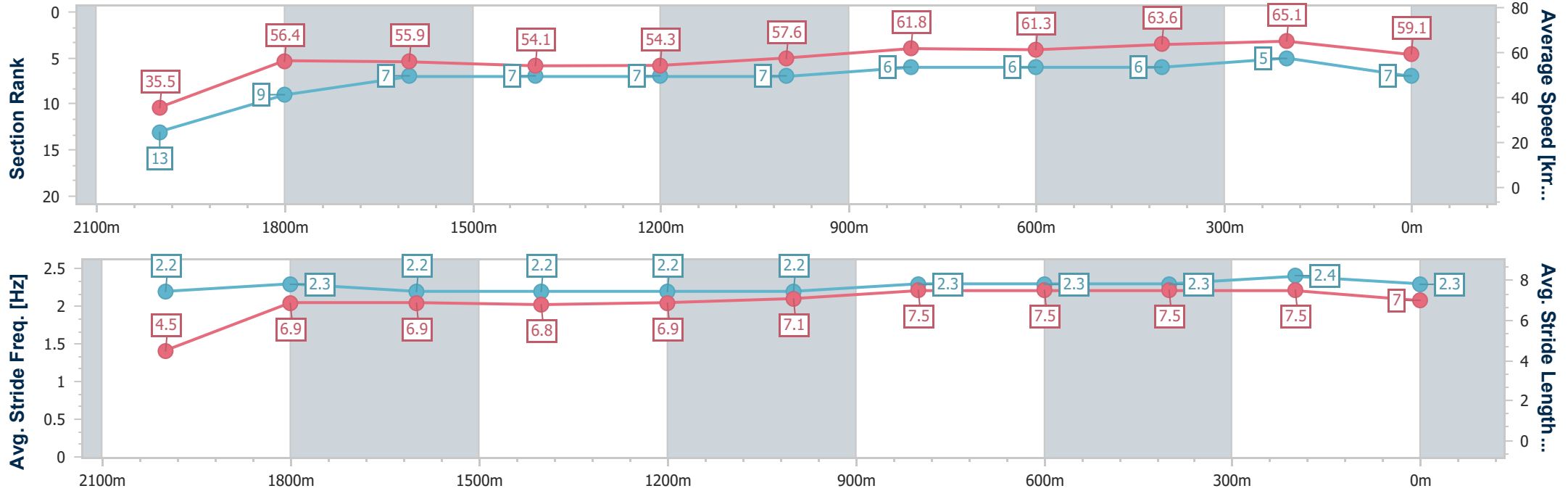
Pukekohe Park NZ Professional
Race 7: DUNSTAN HORSEFEEDS STAYERS CHAMPIONSHIP
QUALIFIER 2100 - 2100m

PUKEKOHE
PARK

09 December 2023 - 15:53

Track Rating: Soft 5, Weather: Fine, Rail Position: +6m

Section	Overall	2000m	1800m	1600m	1400m	1200m	1000m	800m	600m	400m	200m
Section Times	2:12.14 [7] (0:10.12)	2:02.02 [13] (0:12.03)	1:49.99 [9] (0:12.59)	1:37.40 [7] (0:13.31)	1:24.09 [7] (0:13.27)	1:10.82 [7] (0:12.48)	0:58.34 [7] (0:11.79)	0:46.55 [6] (0:11.98)	0:34.57 [6] (0:11.51)	0:23.06 [6] (0:11.01)	0:12.05 [5] (0:12.05)
Average Speed [km/h]	35.5	56.4	55.9	54.1	54.3	57.6	61.8	61.3	63.6	65.1	59.1
Top Speed [km/h]	37.5	61.0	60.7	56.5	55.0	58.4	62.1	62.5	64.4	66.6	65.9
Avg. Dist. to Rail [m]	10.9	3.9	3.1	0.6	0.7	0.5	1.3	4.2	4.4	3.0	2.9
Avg. Stride Freq. [Hz]	2.2	2.3	2.2	2.2	2.2	2.2	2.3	2.3	2.3	2.4	2.3
Avg. Stride Length [m]	4.5	6.9	6.9	6.8	6.9	7.1	7.5	7.5	7.5	7.5	7.0



- [] Ranking at each section and finish
- .-.- No data available at this section
- NA No data available



Horse/Jockey Name	Well I Never
Final Rank	8
Fastest Section Time (Section)	0:09.79 (Overall)
Top Speed [km/h] (Section)	66.0 (400m)
Race State	Finished

AUCKLAND
THOROUGHBRED
RACING
SINCE 1874

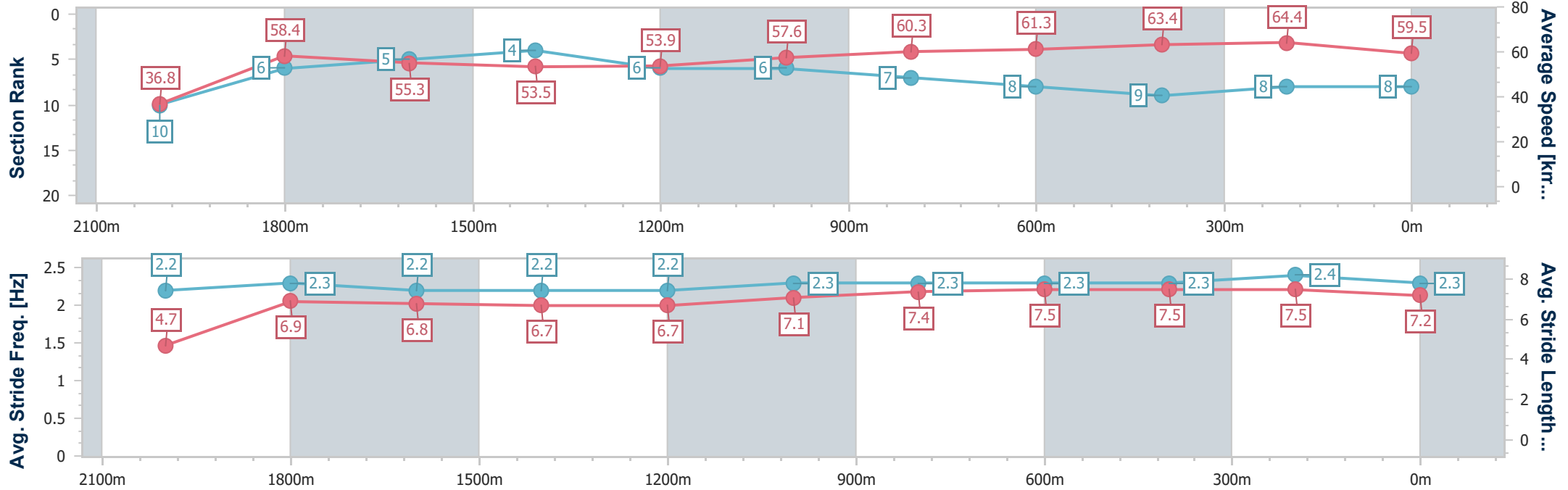
Pukekohe Park NZ Professional
Race 7: DUNSTAN HORSEFEEDS STAYERS CHAMPIONSHIP
QUALIFIER 2100 - 2100m

PUKEKOHE
PARK

09 December 2023 - 15:53

Track Rating: Soft 5, Weather: Fine, Rail Position: +6m

Section	Overall	2000m	1800m	1600m	1400m	1200m	1000m	800m	600m	400m	200m
Section Times	2:12.33 [8] (0:09.79)	2:02.54 [10] (0:12.18)	1:50.36 [6] (0:12.65)	1:37.71 [5] (0:13.29)	1:24.42 [4] (0:13.37)	1:11.05 [6] (0:12.51)	0:58.54 [6] (0:11.95)	0:46.59 [7] (0:11.87)	0:34.72 [8] (0:11.49)	0:23.23 [9] (0:11.20)	0:12.03 [8] (0:12.03)
Average Speed [km/h]	36.8	58.4	55.3	53.5	53.9	57.6	60.3	61.3	63.4	64.4	59.5
Top Speed [km/h]	37.5	59.7	59.5	55.3	54.9	58.1	61.6	62.5	64.5	66.0	64.8
Avg. Dist. to Rail [m]	7.9	3.5	5.0	1.5	0.7	1.4	0.9	2.3	4.3	4.2	4.0
Avg. Stride Freq. [Hz]	2.2	2.3	2.2	2.2	2.2	2.3	2.3	2.3	2.3	2.4	2.3
Avg. Stride Length [m]	4.7	6.9	6.8	6.7	6.7	7.1	7.4	7.5	7.5	7.5	7.2



- [] Ranking at each section and finish
- .-.- No data available at this section
- NA No data available



Horse/Jockey Name	After Party
Final Rank	9
Fastest Section Time (Section)	0:09.80 (Overall)
Top Speed [km/h] (Section)	65.1 (400m)
Race State	Finished

AUCKLAND
THOROUGHBRED
RACING
SINCE 1874

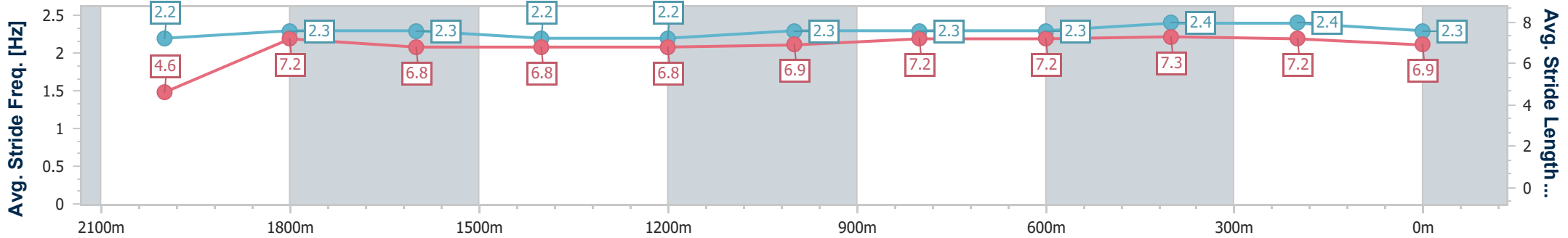
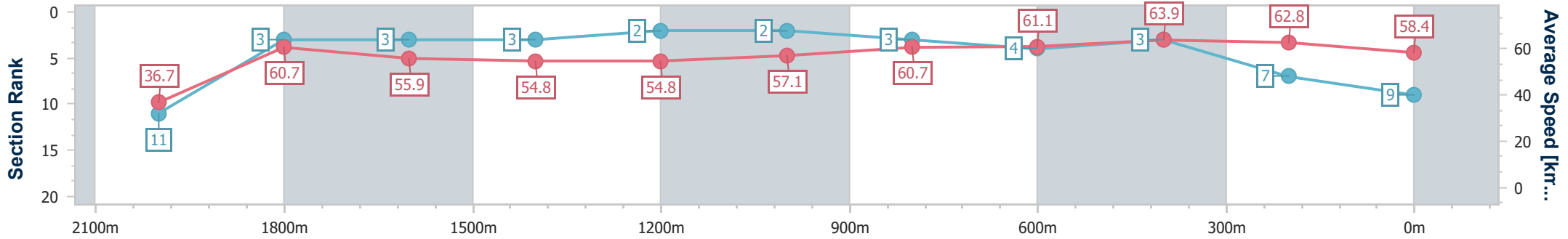
Pukekohe Park NZ Professional
Race 7: DUNSTAN HORSEFEEDS STAYERS CHAMPIONSHIP
QUALIFIER 2100 - 2100m

PUKEKOHE
PARK

09 December 2023 - 15:53

Track Rating: Soft 5, Weather: Fine, Rail Position: +6m

Section	Overall	2000m	1800m	1600m	1400m	1200m	1000m	800m	600m	400m	200m
Section Times	2:12.43 [9] (0:09.80)	2:02.63 [11] (0:11.74)	1:50.89 [3] (0:12.82)	1:38.07 [3] (0:13.21)	1:24.86 [3] (0:13.06)	1:11.80 [2] (0:12.67)	0:59.13 [2] (0:12.02)	0:47.11 [3] (0:12.02)	0:35.09 [4] (0:11.40)	0:23.69 [3] (0:11.46)	0:12.23 [7]
Average Speed [km/h]	36.7	60.7	55.9	54.8	54.8	57.1	60.7	61.1	63.9	62.8	58.4
Top Speed [km/h]	37.3	63.1	62.8	56.4	55.9	57.7	61.6	62.3	65.1	65.1	63.5
Avg. Dist. to Rail [m]	14.1	3.6	0.4	0.5	0.5	0.6	2.1	4.0	5.1	5.7	5.2
Avg. Stride Freq. [Hz]	2.2	2.3	2.3	2.2	2.2	2.3	2.3	2.3	2.4	2.4	2.3
Avg. Stride Length [m]	4.6	7.2	6.8	6.8	6.8	6.9	7.2	7.2	7.3	7.2	6.9



- [] Ranking at each section and finish
- .-.- No data available at this section
- NA No data available



Horse/Jockey Name	Jimmy Dean
Final Rank	10
Fastest Section Time (Section)	0:09.79 (Overall)
Top Speed [km/h] (Section)	65.1 (400m)
Race State	Finished

AUCKLAND
THOROUGHBRED
RACING
SINCE 1874

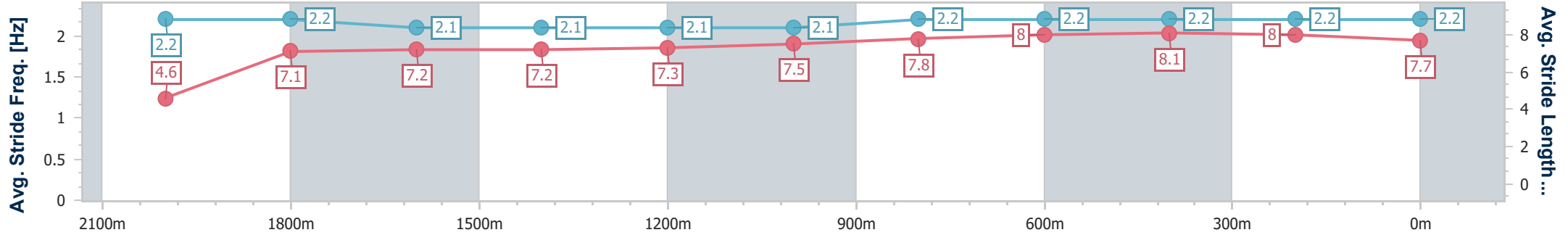
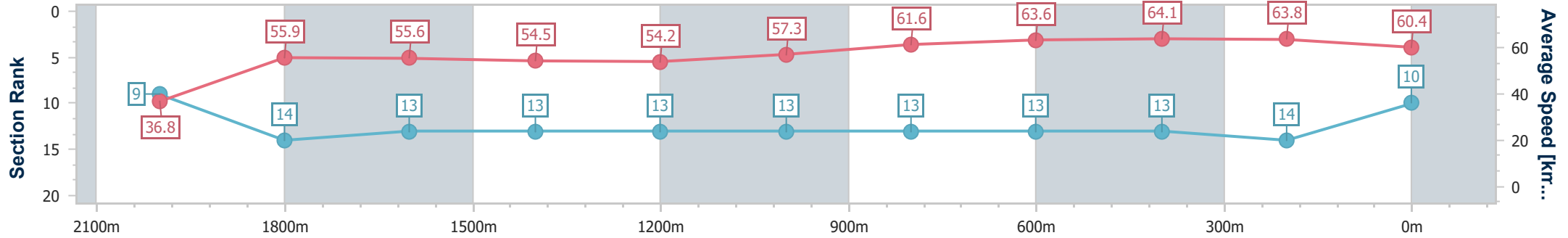
Pukekohe Park NZ Professional
Race 7: DUNSTAN HORSEFEEDS STAYERS CHAMPIONSHIP
QUALIFIER 2100 - 2100m

PUKEKOHE
PARK

09 December 2023 - 15:53

Track Rating: Soft 5, Weather: Fine, Rail Position: +6m

Section	Overall	2000m	1800m	1600m	1400m	1200m	1000m	800m	600m	400m	200m
Section Times	2:12.45 [10] (0:09.79)	2:02.66 [9] (0:12.93)	1:49.73 [14] (0:12.93)	1:36.80 [13] (0:13.20)	1:23.60 [13] (0:13.31)	1:10.29 [13] (0:12.54)	0:57.75 [13] (0:11.73)	0:46.02 [13] (0:11.47)	0:34.55 [13] (0:11.39)	0:23.16 [13] (0:11.29)	0:11.87 [14] (0:11.87)
Average Speed [km/h]	36.8	55.9	55.6	54.5	54.2	57.3	61.6	63.6	64.1	63.8	60.4
Top Speed [km/h]	36.9	57.7	56.6	56.1	55.4	58.6	62.6	64.2	64.8	65.1	64.1
Avg. Dist. to Rail [m]	15.5	2.8	1.2	0.5	0.7	0.9	0.4	2.0	3.5	5.5	5.5
Avg. Stride Freq. [Hz]	2.2	2.2	2.1	2.1	2.1	2.1	2.2	2.2	2.2	2.2	2.2
Avg. Stride Length [m]	4.6	7.1	7.2	7.2	7.3	7.5	7.8	8.0	8.1	8.0	7.7



- [] Ranking at each section and finish
- .-.- No data available at this section
- NA No data available



Horse/Jockey Name	Rochmie Ray
Final Rank	11
Fastest Section Time (Section)	0:09.37 (Overall)
Top Speed [km/h] (Section)	66.7 (400m)
Race State	Finished

AUCKLAND
THOROUGHBRED
RACING
SINCE 1874

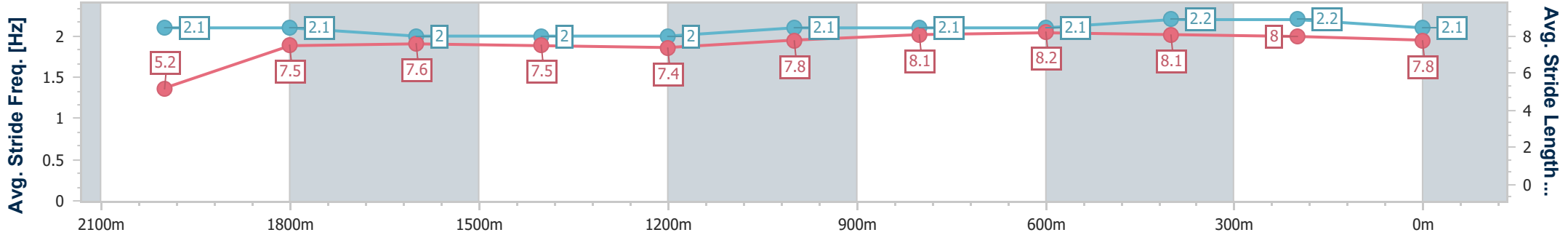
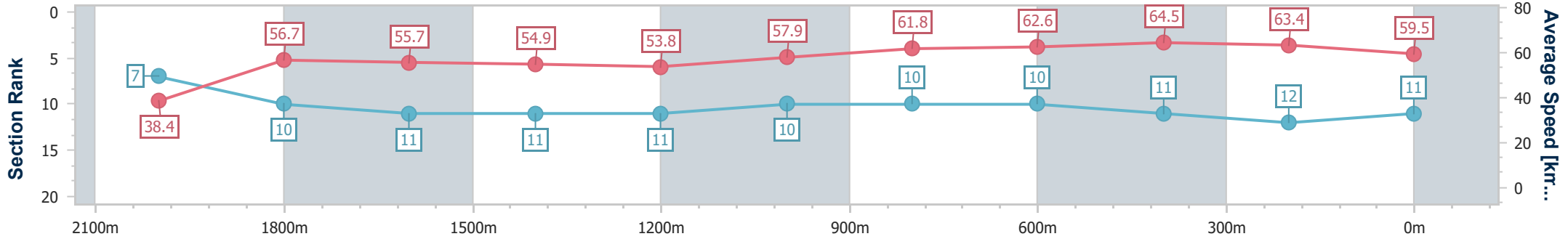
Pukekohe Park NZ Professional
Race 7: DUNSTAN HORSEFEEDS STAYERS CHAMPIONSHIP
QUALIFIER 2100 - 2100m

PUKEKOHE
PARK

09 December 2023 - 15:53

Track Rating: Soft 5, Weather: Fine, Rail Position: +6m

Section	Overall	2000m	1800m	1600m	1400m	1200m	1000m	800m	600m	400m	200m
Section Times	2:12.56 [11] (0:09.37)	2:03.19 [7] (0:12.92)	1:50.27 [10] (0:12.93)	1:37.34 [11] (0:13.13)	1:24.21 [11] (0:13.40)	1:10.81 [11] (0:12.51)	0:58.30 [10] (0:11.76)	0:46.54 [10] (0:11.70)	0:34.84 [10] (0:11.54)	0:23.30 [11] (0:11.21)	0:12.09 [12] (0:12.09)
Average Speed [km/h]	38.4	56.7	55.7	54.9	53.8	57.9	61.8	62.6	64.5	63.4	59.5
Top Speed [km/h]	38.6	58.2	57.1	56.0	55.3	58.6	62.7	63.6	65.2	66.7	64.6
Avg. Dist. to Rail [m]	14.1	3.6	0.6	0.5	1.1	1.0	1.4	4.1	8.1	8.5	7.9
Avg. Stride Freq. [Hz]	2.1	2.1	2.0	2.0	2.0	2.1	2.1	2.1	2.2	2.2	2.1
Avg. Stride Length [m]	5.2	7.5	7.6	7.5	7.4	7.8	8.1	8.2	8.1	8.0	7.8



- [] Ranking at each section and finish
- .-.- No data available at this section
- NA No data available



Horse/Jockey Name	Chase 'N' Gold
Final Rank	12
Fastest Section Time (Section)	0:09.66 (Overall)
Top Speed [km/h] (Section)	65.7 (400m)
Race State	Finished

AUCKLAND
THOROUGHBRED
RACING
SINCE 1874

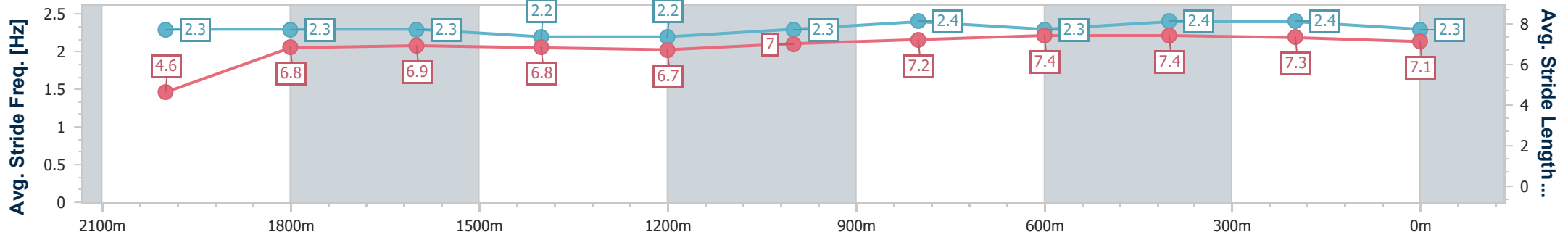
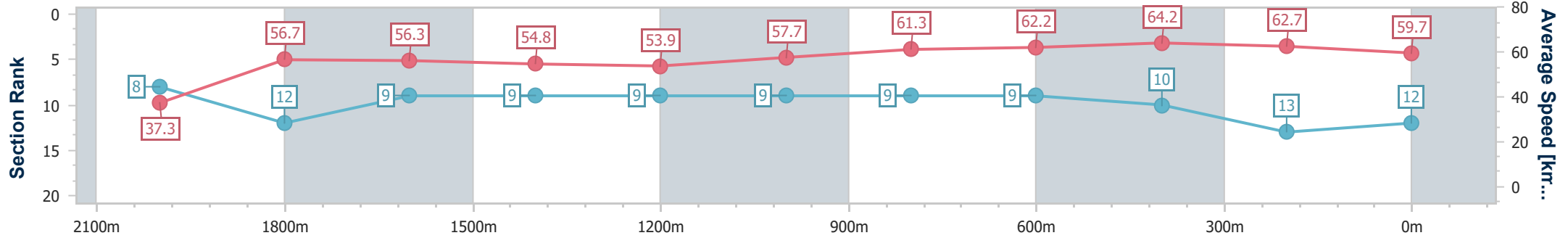
Pukekohe Park NZ Professional
Race 7: DUNSTAN HORSEFEEDS STAYERS CHAMPIONSHIP
QUALIFIER 2100 - 2100m

PUKEKOHE
PARK

09 December 2023 - 15:53

Track Rating: Soft 5, Weather: Fine, Rail Position: +6m

Section	Overall	2000m	1800m	1600m	1400m	1200m	1000m	800m	600m	400m	200m
Section Times	2:12.58 [12] (0:09.66)	2:02.92 [8] (0:12.79)	1:50.13 [12] (0:12.63)	1:37.50 [9] (0:13.19)	1:24.31 [9] (0:13.36)	1:10.95 [9] (0:12.47)	0:58.48 [9] (0:11.84)	0:46.64 [9] (0:11.74)	0:34.90 [9] (0:11.44)	0:23.46 [10] (0:11.41)	0:12.05 [13] (0:12.05)
Average Speed [km/h]	37.3	56.7	56.3	54.8	53.9	57.7	61.3	62.2	64.2	62.7	59.7
Top Speed [km/h]	37.5	58.5	57.4	57.1	55.2	58.8	62.2	63.5	64.8	65.7	63.4
Avg. Dist. to Rail [m]	5.4	1.8	1.8	0.6	1.3	1.1	1.1	2.6	5.3	6.8	6.1
Avg. Stride Freq. [Hz]	2.3	2.3	2.3	2.2	2.2	2.3	2.4	2.3	2.4	2.4	2.3
Avg. Stride Length [m]	4.6	6.8	6.9	6.8	6.7	7.0	7.2	7.4	7.4	7.3	7.1



- [] Ranking at each section and finish
- .-.- No data available at this section
- NA No data available



Horse/Jockey Name	Fly My Wey
Final Rank	13
Fastest Section Time (Section)	0:08.98 (Overall)
Top Speed [km/h] (Section)	65.1 (400m)
Race State	Finished

AUCKLAND
THOROUGHBRED
RACING
SINCE 1874

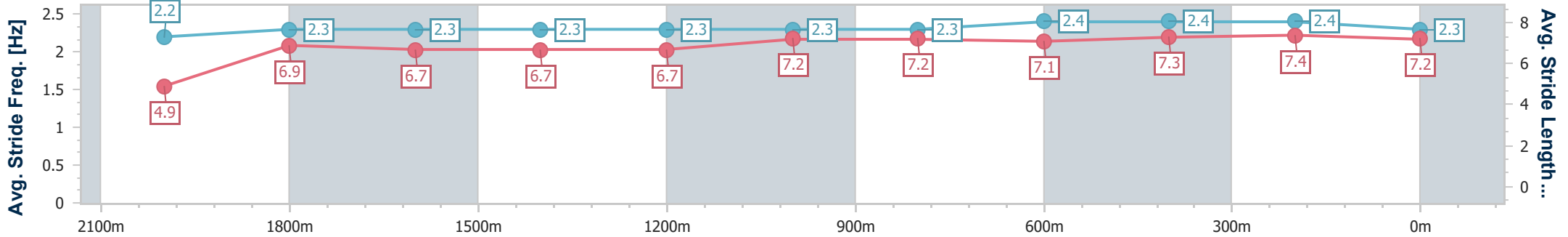
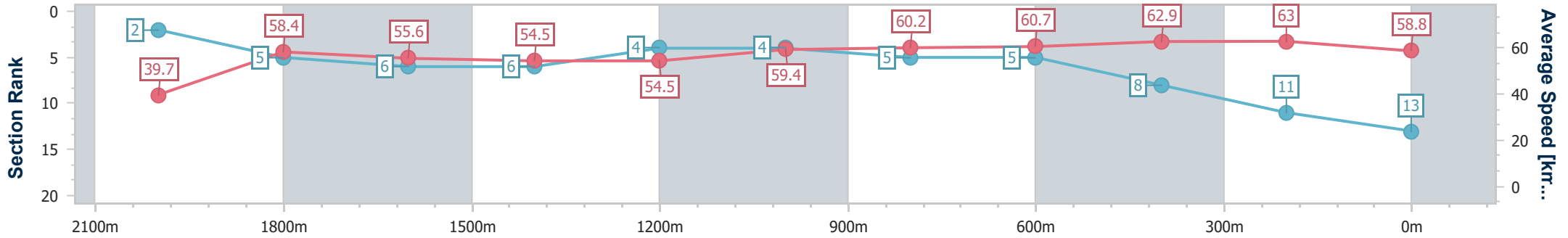
Pukekohe Park NZ Professional
Race 7: DUNSTAN HORSEFEEDS STAYERS CHAMPIONSHIP
QUALIFIER 2100 - 2100m

PUKEKOHE
PARK

09 December 2023 - 15:53

Track Rating: Soft 5, Weather: Fine, Rail Position: +6m

Section	Overall	2000m	1800m	1600m	1400m	1200m	1000m	800m	600m	400m	200m
Section Times	2:12.68 [13] (0:08.98)	2:03.70 [2] (0:12.69)	1:51.01 [5] (0:13.06)	1:37.95 [6] (0:13.26)	1:24.69 [6] (0:13.20)	1:11.49 [4] (0:12.18)	0:59.31 [4] (0:12.08)	0:47.23 [5] (0:12.09)	0:35.14 [5] (0:11.55)	0:23.59 [8] (0:11.36)	0:12.23 [11] (0:12.23)
Average Speed [km/h]	39.7	58.4	55.6	54.5	54.5	59.4	60.2	60.7	62.9	63.0	58.8
Top Speed [km/h]	39.9	58.8	58.4	55.9	55.8	60.2	61.5	61.6	64.2	65.1	63.9
Avg. Dist. to Rail [m]	7.5	3.1	1.3	1.0	0.8	1.4	1.9	2.9	3.7	4.7	4.9
Avg. Stride Freq. [Hz]	2.2	2.3	2.3	2.3	2.3	2.3	2.3	2.3	2.4	2.4	2.3
Avg. Stride Length [m]	4.9	6.9	6.7	6.7	6.7	7.2	7.2	7.1	7.3	7.4	7.2



- [] Ranking at each section and finish
- .-.- No data available at this section
- NA No data available



Horse/Jockey Name	Iffin Doubt Dance
Final Rank	14
Fastest Section Time (Section)	0:09.22 (Overall)
Top Speed [km/h] (Section)	66.4 (400m)
Race State	Finished

AUCKLAND
THOROUGHBRED
RACING
SINCE 1874

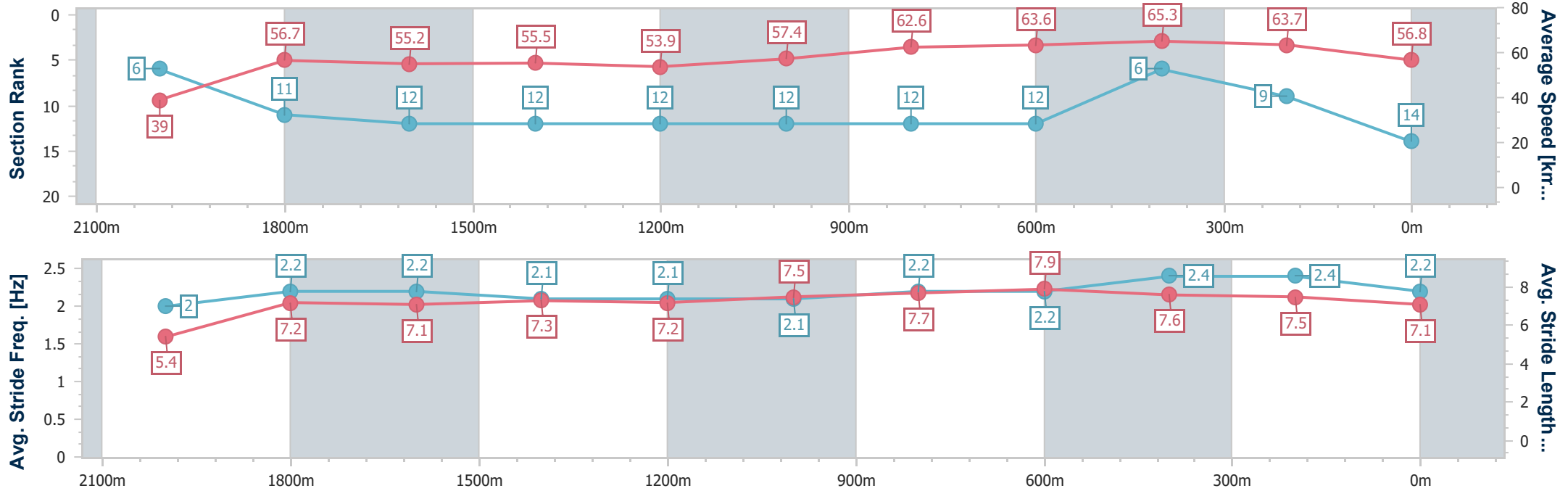
Pukekohe Park NZ Professional
Race 7: DUNSTAN HORSEFEEDS STAYERS CHAMPIONSHIP
QUALIFIER 2100 - 2100m

PUKEKOHE
PARK

09 December 2023 - 15:53

Track Rating: Soft 5, Weather: Fine, Rail Position: +6m

Section	Overall	2000m	1800m	1600m	1400m	1200m	1000m	800m	600m	400m	200m
Section Times	2:13.06 [14] (0:09.22)	2:03.84 [6] (0:13.09)	1:50.75 [11] (0:13.26)	1:37.49 [12] (0:13.13)	1:24.36 [12] (0:13.36)	1:11.00 [12] (0:12.59)	0:58.41 [12] (0:11.69)	0:46.72 [12] (0:11.53)	0:35.19 [12] (0:11.21)	0:23.98 [6] (0:11.28)	0:12.70 [9] (0:12.70)
Average Speed [km/h]	39.0	56.7	55.2	55.5	53.9	57.4	62.6	63.6	65.3	63.7	56.8
Top Speed [km/h]	39.2	58.0	57.2	56.2	56.0	58.2	63.6	64.4	66.0	66.4	64.2
Avg. Dist. to Rail [m]	15.0	6.0	3.2	2.0	2.3	2.8	2.8	3.2	6.4	9.5	10.7
Avg. Stride Freq. [Hz]	2.0	2.2	2.2	2.1	2.1	2.1	2.2	2.2	2.4	2.4	2.2
Avg. Stride Length [m]	5.4	7.2	7.1	7.3	7.2	7.5	7.7	7.9	7.6	7.5	7.1



- [] Ranking at each section and finish
- .-.- No data available at this section
- NA No data available