

Track Rating: Soft 5, Weather: Fine, Rail Position: +6m

Section														
Field Times	Overall	1400m	1200m	1000m	800m	600m	400m	Last 600m						
	1:36.16 (0:14.15)	1:22.01 (0:10.91)	1:11.10 (0:11.29)	0:59.81 (0:12.30)	0:47.51 (0:12.39)	0:35.12 (0:11.64)	0:23.48 (0:11.46)	0:35.12						
Rank	TAB	Horse/Jockey	Barrier	Top Speed [km/h]	Fastest Section									Distance Travelled [m]
1	1	<b>WALLEN</b> Ryan Elliot	4	68.1 400m	0:10.89 400m	1:36.16 [1] (0:14.52)	1:21.64 [8] (0:11.17)	1:10.47 [7] (0:11.45)	0:59.02 [6] (0:12.46)	0:46.56 [10] (0:12.30)	0:34.26 [11] (0:11.52)	0:22.74 [11] (0:10.89)	0:34.26	
2	11	<b>FINAL PURCHASE</b> Bill Jacobson	14	66.6 1200m	0:11.09 1400m	1:36.27 [2] (0:14.40)	1:21.87 [5] (0:11.09)	1:10.78 [6] (0:11.30)	0:59.48 [3] (0:12.26)	0:47.22 [4] (0:12.42)	0:34.80 [4] (0:11.57)	0:23.23 [5] (0:11.30)	0:34.80	+2
3	15	<b>THE PATRON SAINT</b> Jasmine Fawcett	6	67.9 1400m	0:10.91 1400m	1:36.40 [3] (0:14.15)	1:22.25 [1] (0:10.91)	1:11.34 [1] (0:11.29)	1:00.05 [1] (0:12.30)	0:47.75 [1] (0:12.39)	0:35.36 [1] (0:11.64)	0:23.72 [1] (0:11.46)	0:35.36	-3
4	7	<b>ROSETOWN PRINCESS</b> Craig Grylls	9	66.4 400m	0:11.20 1400m	1:36.45 [4] (0:14.50)	1:21.95 [7] (0:11.20)	1:10.75 [8] (0:11.65)	0:59.10 [9] (0:12.20)	0:46.90 [9] (0:12.29)	0:34.61 [9] (0:11.47)	0:23.14 [7] (0:11.30)	0:34.61	+4
5	13	<b>NO PLAN BE</b> Joe Kamaruddin	7	66.1 400m	0:11.19 400m	1:36.50 [5] (0:14.61)	1:21.89 [9] (0:11.40)	1:10.49 [11] (0:11.50)	0:58.99 [10] (0:12.23)	0:46.76 [13] (0:12.17)	0:34.59 [12] (0:11.45)	0:23.14 [10] (0:11.19)	0:34.59	-2
6	9	<b>CHARLBURY</b> Lynsey Satherley	20	69.4 1400m	0:10.71 1400m	1:36.51 [6] (0:14.41)	1:22.10 [6] (0:10.71)	1:11.39 [2] (0:11.44)	0:59.95 [2] (0:12.30)	0:47.65 [2] (0:12.48)	0:35.17 [3] (0:11.58)	0:23.59 [2] (0:11.37)	0:35.17	+1
7	12	<b>SHE WROTE MORE</b> Tegan Newman	15	66.3 1400m	0:11.08 1400m	1:36.60 [7] (0:14.71)	1:21.89 [11] (0:11.08)	1:10.81 [9] (0:11.38)	0:59.43 [8] (0:12.14)	0:47.29 [5] (0:12.17)	0:35.12 [5] (0:11.49)	0:23.63 [3] (0:11.29)	0:35.12	+4
8	6	<b>WOLF RAYET</b> Niranjan Parmar	12	67.7 400m	0:11.13 400m	1:36.82 [8] (0:14.70)	1:22.12 [10] (0:11.27)	1:10.85 [10] (0:11.55)	0:59.30 [12] (0:12.16)	0:47.14 [11] (0:12.46)	0:34.68 [13] (0:11.33)	0:23.35 [12] (0:11.13)	0:34.68	+6
9	2	<b>GIGI</b> Triston Moodley	11	65.5 1400m	0:11.21 1400m	1:36.84 [9] (0:14.82)	1:22.02 [12] (0:11.21)	1:10.81 [12] (0:11.48)	0:59.33 [11] (0:11.85)	0:47.48 [6] (0:12.21)	0:35.27 [6] (0:11.65)	0:23.62 [6] (0:11.40)	0:35.27	+6
10	4	<b>DANGEROUS COMPANY</b> Courtney Barnes	10	66.5 600m	0:11.28 400m	1:36.89 [10] (0:15.11)	1:21.78 [13] (0:11.29)	1:10.49 [13] (0:11.52)	0:58.97 [13] (0:11.77)	0:47.20 [12] (0:12.16)	0:35.04 [10] (0:11.49)	0:23.55 [9] (0:11.28)	0:35.04	+4

Scratched: Maria (#17), Beau Ondago (#19), Jake (#20), Positive Power (#18), Hot Line Bling (#5), Ferino (#8), Staphangold (#14)

Track Rating: Soft 5, Weather: Fine, Rail Position: +6m

Section		Overall	1400m	1200m	1000m	800m	600m	400m	Last 600m				
Field Times		1:36.16 (0:14.15)	1:22.01 (0:10.91)	1:11.10 (0:11.29)	0:59.81 (0:12.30)	0:47.51 (0:12.39)	0:35.12 (0:11.64)	0:23.48 (0:11.46)	0:35.12				
Rank	TAB Horse/Jockey	Barrier	Top Speed [km/h]	Fastest Section					Distance Travelled [m]				
11	3 TOMMY PERFECT Kelly Myers	3	65.7 1400m	0:11.09 1400m	1:36.92 [11] (0:14.37)	1:22.55 [4] (0:11.09)	1:11.46 [5] (0:11.68)	0:59.78 [6] (0:12.23)	0:47.55 [7] (0:12.37)	0:35.18 [7] (0:11.57)	0:23.61 [8] (0:11.31)	0:35.18	+6
12	10 MARGALIT Masahiro Hashizume	5	66.4 1400m	0:10.99 1400m	1:37.16 [12] (0:14.34)	1:22.82 [2] (0:10.99)	1:11.83 [3] (0:11.59)	1:00.24 [4] (0:12.06)	0:48.18 [3] (0:12.31)	0:35.87 [2] (0:11.74)	0:24.13 [4] (0:11.52)	0:35.87	-6
13	16 GLITZAL Default Jockey 7	1	66.4 1400m	0:11.05 1400m	1:37.19 [13] (0:14.36)	1:22.83 [3] (0:11.05)	1:11.78 [4] (0:11.60)	1:00.18 [5] (0:12.36)	0:47.82 [8] (0:12.43)	0:35.39 [8] (0:11.72)	0:23.67 [13] (0:11.41)	0:35.39	-1

Scratched: Maria (#17), Beau Ondago (#19), Jake (#20), Positive Power (#18), Hot Line Bling (#5), Ferino (#8), Staphangold (#14)

Track Rating: Soft 5, Weather: Fine, Rail Position: +6m

Section							200m			Last 600m
Field Times							0:12.02			0:35.12
							(0:12.02)			
Rank	TAB	Horse/Jockey	Barrier	Top Speed [km/h]	Fastest Section	Margin			Distance Travelled [m]	
1	1	<b>WALLEN</b>	4	68.1	0:10.89	0:11.85 [4]	1:36.16	0:34.26		
		Ryan Elliot		400m	400m	(0:11.85)				
2	11	<b>FINAL PURCHASE</b>	14	66.6	0:11.09	0:11.93 [5]	0.7L	0:34.80 +2		
		Bill Jacobson		1200m	1400m	(0:11.93)				
3	15	<b>THE PATRON SAINT</b>	6	67.9	0:10.91	0:12.26 [1]	1.6L	0:35.36 -3		
		Jasmine Fawcett		1400m	1400m	(0:12.26)				
4	7	<b>ROSETOWN PRINCESS</b>	9	66.4	0:11.20	0:11.84 [9]	1.9L	0:34.61 +4		
		Craig Grylls		400m	1400m	(0:11.84)				
5	13	<b>NO PLAN BE</b>	7	66.1	0:11.19	0:11.95 [6]	2.2L	0:34.59 -2		
		Joe Kamaruddin		400m	400m	(0:11.95)				
6	9	<b>CHARLBURY</b>	20	69.4	0:10.71	0:12.22 [3]	2.3L	0:35.17 +1		
		Lynsey Satherley		1400m	1400m	(0:12.22)				
7	12	<b>SHE WROTE MORE</b>	15	66.3	0:11.08	0:12.34 [2]	2.9L	0:35.12 +4		
		Tegan Newman		1400m	1400m	(0:12.34)				
8	6	<b>WOLF RAYET</b>	12	67.7	0:11.13	0:12.22 [8]	4.4L	0:34.68 +6		
		Niranjan Parmar		400m	400m	(0:12.22)				
9	2	<b>GIGI</b>	11	65.5	0:11.21	0:12.22 [11]	4.5L	0:35.27 +6		
		Triston Moodley		1400m	1400m	(0:12.22)				
10	4	<b>DANGEROUS COMPANY</b>	10	66.5	0:11.28	0:12.27 [11]	4.9L	0:35.04 +4		
		Courtney Barnes		600m	400m	(0:12.27)				

Scratched: Maria (#17), Beau Ondago (#19), Jake (#20), Positive Power (#18), Hot Line Bling (#5), Ferino (#8), Staphangold (#14)

Track Rating: Soft 5, Weather: Fine, Rail Position: +6m

Section				200m				Last 600m		
Field Times				0:12.02 (0:12.02)				0:35.12		
Rank	TAB	Horse/Jockey	Barrier	Top Speed [km/h]	Fastest Section	Margin			Distance Travelled [m]	
11	3	<b>TOMMY PERFECT</b>	3	65.7	0:11.09	0:12.30 [10]	5L		0:35.18	+6
		Kelly Myers		1400m	1400m	(0:12.30)				
12	10	<b>MARGALIT</b>	5	66.4	0:10.99	0:12.61 [7]	6.6L		0:35.87	-6
		Masahiro Hashizume		1400m	1400m	(0:12.61)				
13	16	<b>GLITZAL</b>	1	66.4	0:11.05	0:12.26 [13]	6.8L		0:35.39	-1
		Default Jockey 7		1400m	1400m	(0:12.26)				

Scratched: Maria (#17), Beau Ondago (#19), Jake (#20), Positive Power (#18), Hot Line Bling (#5), Ferino (#8), Staphangold (#14)



Horse/Jockey Name	Wallen
Final Rank	1
Fastest Section Time (Section)	0:10.89 (400m)
Top Speed [km/h] (Section)	68.1 (400m)
Race State	Finished

AUCKLAND  
THOROUGHBRED  
RACING  
SINCE 1874

Pukekohe Park NZ Professional

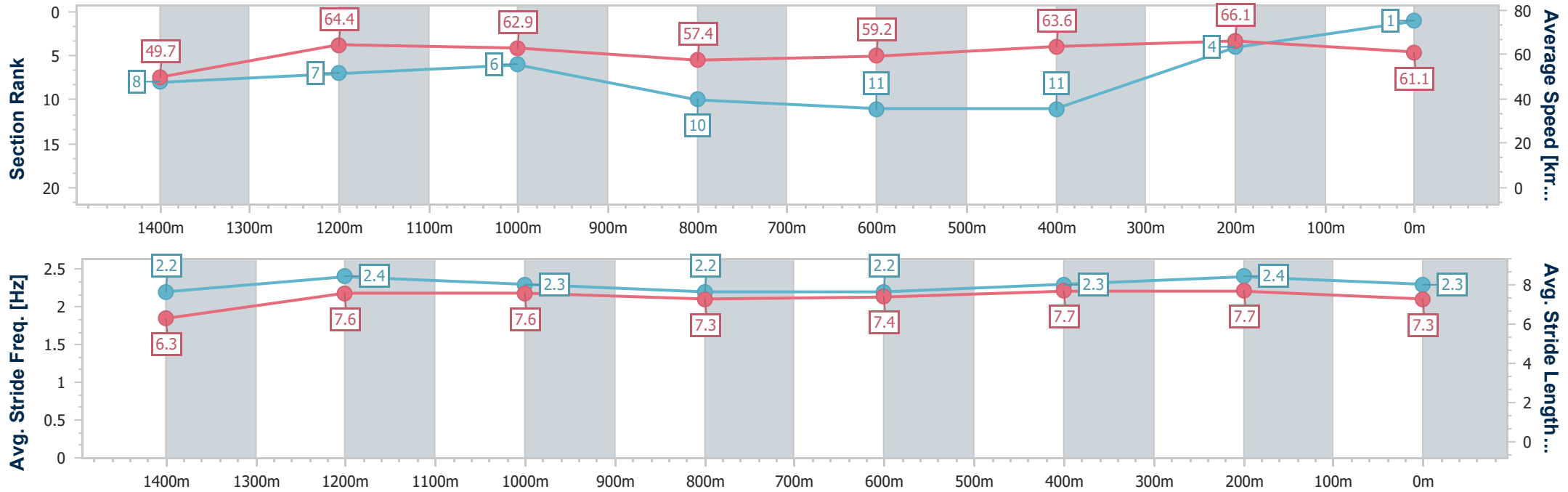
Race 3: HALLMARK STUD 1600 - 1600m

09 December 2023 - 13:35

Track Rating: Soft 5, Weather: Fine, Rail Position: +6m

PUKEKOHE  
PARK

Section	Overall	1400m	1200m	1000m	800m	600m	400m	200m
Section Times	1:36.16 [1] (0:14.52)	1:21.64 [8] (0:11.17)	1:10.47 [7] (0:11.45)	0:59.02 [6] (0:12.46)	0:46.56 [10] (0:12.30)	0:34.26 [11] (0:11.52)	0:22.74 [11] (0:10.89)	0:11.85 [4] (0:11.85)
Average Speed [km/h]	49.7	64.4	62.9	57.4	59.2	63.6	66.1	61.1
Top Speed [km/h]	64.3	65.4	65.4	61.0	61.9	66.0	68.1	62.8
Avg. Dist. to Rail [m]	1.7	1.0	1.7	0.9	1.8	3.8	2.7	4.5
Avg. Stride Freq. [Hz]	2.2	2.4	2.3	2.2	2.2	2.3	2.4	2.3
Avg. Stride Length [m]	6.3	7.6	7.6	7.3	7.4	7.7	7.7	7.3



- [ ] Ranking at each section and finish
- .-.- No data available at this section
- NA No data available



Horse/Jockey Name	Final Purchase
Final Rank	2
Fastest Section Time (Section)	0:11.09 (1400m)
Top Speed [km/h] (Section)	66.6 (1200m)
Race State	Finished

AUCKLAND  
THOROUGHBRED  
SINCE 1874 RACING

Pukekohe Park NZ Professional

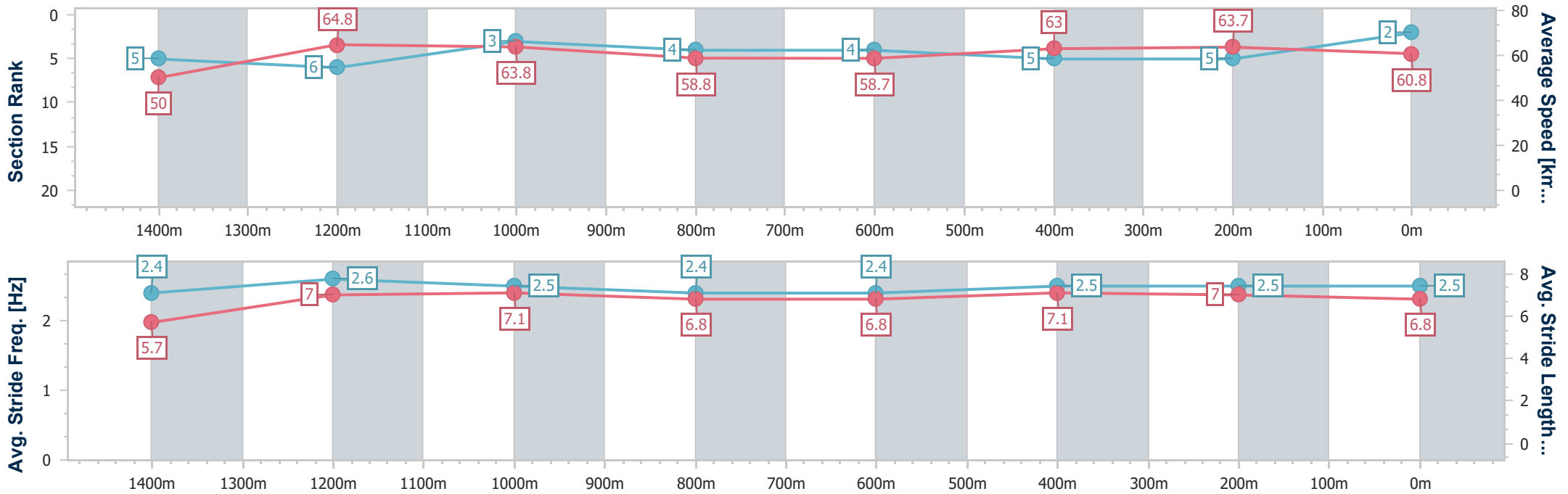
Race 3: HALLMARK STUD 1600 - 1600m

09 December 2023 - 13:35

Track Rating: Soft 5, Weather: Fine, Rail Position: +6m

PUKEKOHE  
PARK

Section	Overall	1400m	1200m	1000m	800m	600m	400m	200m
Section Times	1:36.27 [2] (0:14.40)	1:21.87 [5] (0:11.09)	1:10.78 [6] (0:11.30)	0:59.48 [3] (0:12.26)	0:47.22 [4] (0:12.42)	0:34.80 [4] (0:11.57)	0:23.23 [5] (0:11.30)	0:11.93 [5] (0:11.93)
Average Speed [km/h]	50.0	64.8	63.8	58.8	58.7	63.0	63.7	60.8
Top Speed [km/h]	64.3	66.3	66.6	61.9	59.7	63.9	64.7	62.6
Avg. Dist. to Rail [m]	7.7	2.5	1.3	0.7	2.1	3.2	4.9	5.5
Avg. Stride Freq. [Hz]	2.4	2.6	2.5	2.4	2.4	2.5	2.5	2.5
Avg. Stride Length [m]	5.7	7.0	7.1	6.8	6.8	7.1	7.0	6.8



- [ ] Ranking at each section and finish
- .-.- No data available at this section
- NA No data available



Horse/Jockey Name	The Patron Saint
Final Rank	3
Fastest Section Time (Section)	0:10.91 (1400m)
Top Speed [km/h] (Section)	67.9 (1400m)
Race State	Finished

AUCKLAND  
THOROUGHBRED  
SINCE 1874 RACING

Pukekohe Park NZ Professional

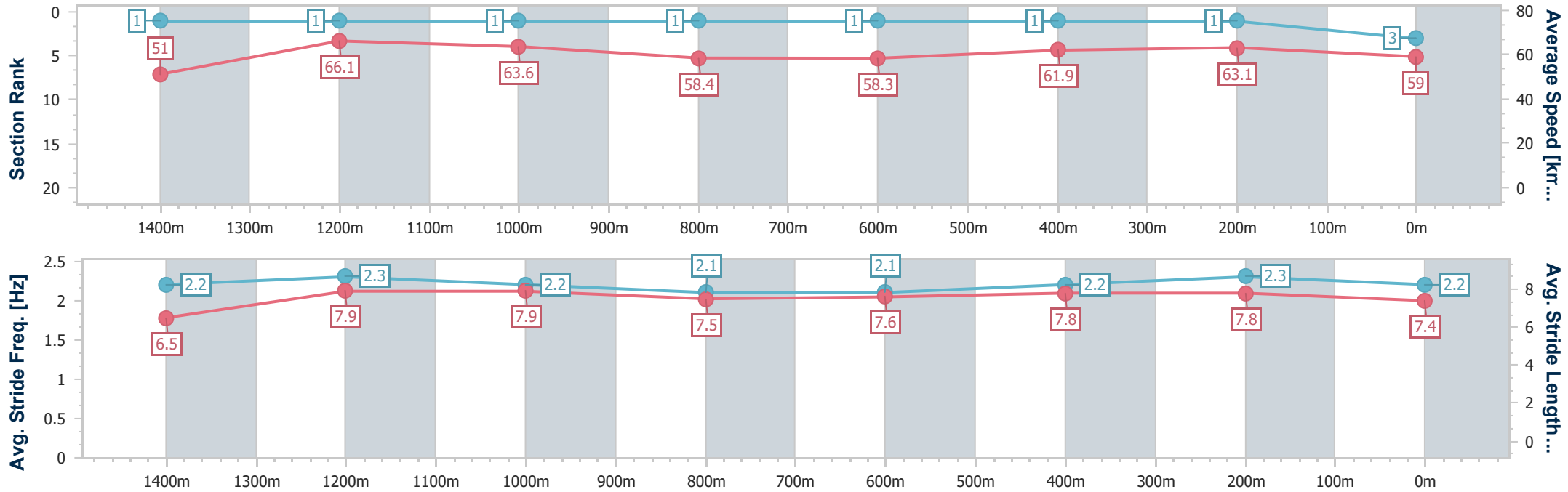
Race 3: HALLMARK STUD 1600 - 1600m

09 December 2023 - 13:35

Track Rating: Soft 5, Weather: Fine, Rail Position: +6m

PUKEKOHE  
PARK

Section	Overall	1400m	1200m	1000m	800m	600m	400m	200m
Section Times	1:36.40 [3] (0:14.15)	1:22.25 [1] (0:10.91)	1:11.34 [1] (0:11.29)	1:00.05 [1] (0:12.30)	0:47.75 [1] (0:12.39)	0:35.36 [1] (0:11.64)	0:23.72 [1] (0:11.46)	0:12.26 [1] (0:12.26)
Average Speed [km/h]	51.0	66.1	63.6	58.4	58.3	61.9	63.1	59.0
Top Speed [km/h]	66.4	67.9	65.1	61.0	59.6	65.2	64.9	61.3
Avg. Dist. to Rail [m]	4.8	1.4	1.7	1.0	0.8	1.0	0.9	1.3
Avg. Stride Freq. [Hz]	2.2	2.3	2.2	2.1	2.1	2.2	2.3	2.2
Avg. Stride Length [m]	6.5	7.9	7.9	7.5	7.6	7.8	7.8	7.4



- [ ] Ranking at each section and finish
- .-.- No data available at this section
- NA No data available



Horse/Jockey Name	Rosetown Princess
Final Rank	4
Fastest Section Time (Section)	0:11.20 (1400m)
Top Speed [km/h] (Section)	66.4 (400m)
Race State	Finished

AUCKLAND  
THOROUGHBRED  
SINCE 1874 RACING

Pukekohe Park NZ Professional

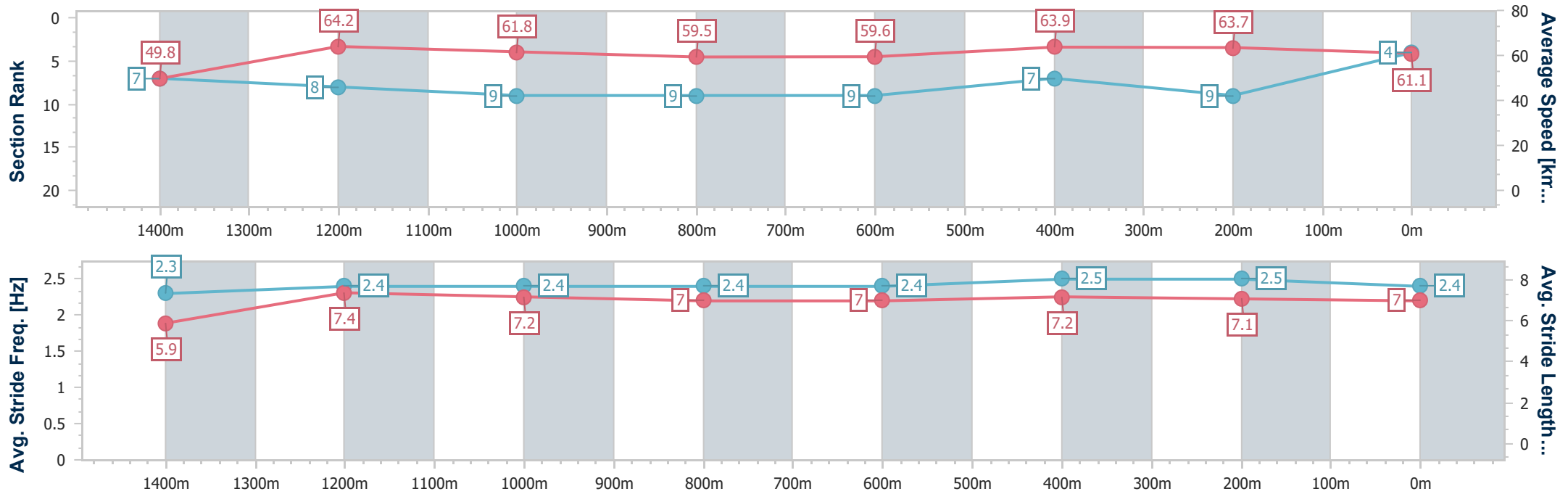
Race 3: HALLMARK STUD 1600 - 1600m

09 December 2023 - 13:35

Track Rating: Soft 5, Weather: Fine, Rail Position: +6m

PUKEKOHE  
PARK

Section	Overall	1400m	1200m	1000m	800m	600m	400m	200m
Section Times	1:36.45 [4] (0:14.50)	1:21.95 [7] (0:11.20)	1:10.75 [8] (0:11.65)	0:59.10 [9] (0:12.20)	0:46.90 [9] (0:12.29)	0:34.61 [9] (0:11.47)	0:23.14 [7] (0:11.30)	0:11.84 [9] (0:11.84)
Average Speed [km/h]	49.8	64.2	61.8	59.5	59.6	63.9	63.7	61.1
Top Speed [km/h]	65.0	65.2	64.8	60.1	61.6	66.1	66.4	62.3
Avg. Dist. to Rail [m]	6.1	0.9	0.4	0.8	2.9	5.5	6.2	5.5
Avg. Stride Freq. [Hz]	2.3	2.4	2.4	2.4	2.4	2.5	2.5	2.4
Avg. Stride Length [m]	5.9	7.4	7.2	7.0	7.0	7.2	7.1	7.0



- [ ] Ranking at each section and finish
- .-.- No data available at this section
- NA No data available





Horse/Jockey Name	No Plan Be
Final Rank	5
Fastest Section Time (Section)	0:11.19 (400m)
Top Speed [km/h] (Section)	66.1 (400m)
Race State	Finished

AUCKLAND  
THOROUGHBRED  
RACING  
SINCE 1874

Pukekohe Park NZ Professional

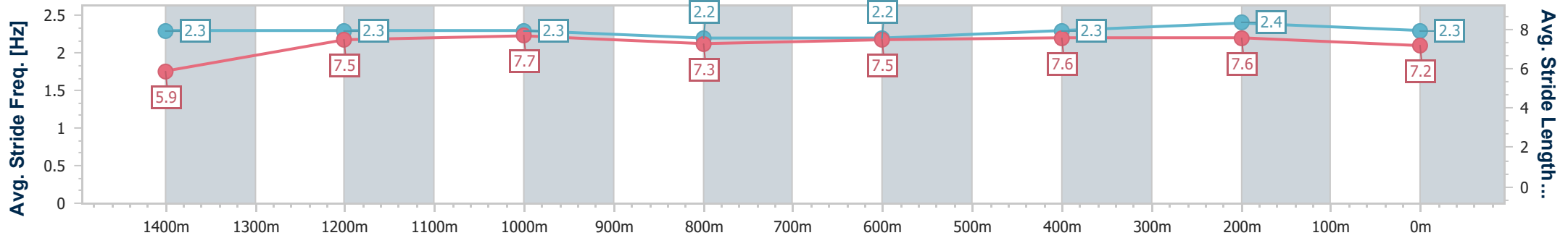
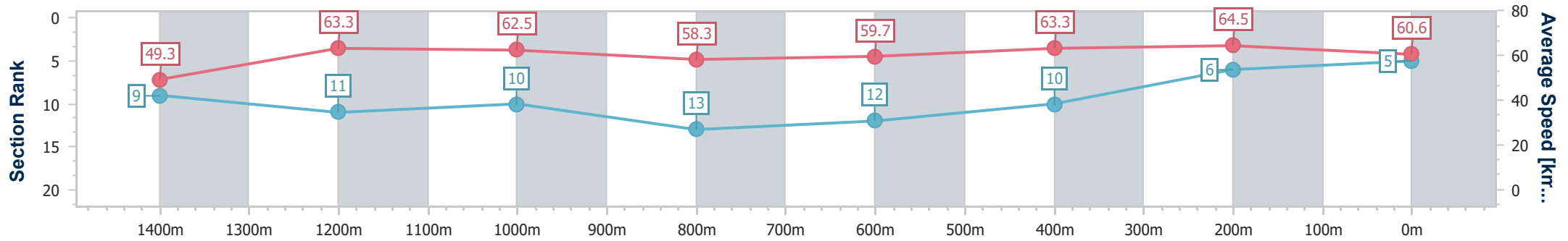
Race 3: HALLMARK STUD 1600 - 1600m

09 December 2023 - 13:35

Track Rating: Soft 5, Weather: Fine, Rail Position: +6m

PUKEKOHE  
PARK

Section	Overall	1400m	1200m	1000m	800m	600m	400m	200m
Section Times	1:36.50 [5] (0:14.61)	1:21.89 [9] (0:11.40)	1:10.49 [11] (0:11.50)	0:58.99 [10] (0:12.23)	0:46.76 [13] (0:12.17)	0:34.59 [12] (0:11.45)	0:23.14 [10] (0:11.19)	0:11.95 [6] (0:11.95)
Average Speed [km/h]	49.3	63.3	62.5	58.3	59.7	63.3	64.5	60.6
Top Speed [km/h]	64.7	65.0	64.0	61.1	61.5	66.0	66.1	62.7
Avg. Dist. to Rail [m]	6.5	1.1	2.0	1.4	1.5	2.4	2.9	1.4
Avg. Stride Freq. [Hz]	2.3	2.3	2.3	2.2	2.2	2.3	2.4	2.3
Avg. Stride Length [m]	5.9	7.5	7.7	7.3	7.5	7.6	7.6	7.2



- [ ] Ranking at each section and finish
- .-.- No data available at this section
- NA No data available



Horse/Jockey Name	Charlbury
Final Rank	6
Fastest Section Time (Section)	0:10.71 (1400m)
Top Speed [km/h] (Section)	69.4 (1400m)
Race State	Finished

AUCKLAND  
THOROUGHBRED  
RACING  
SINCE 1874

Pukekohe Park NZ Professional

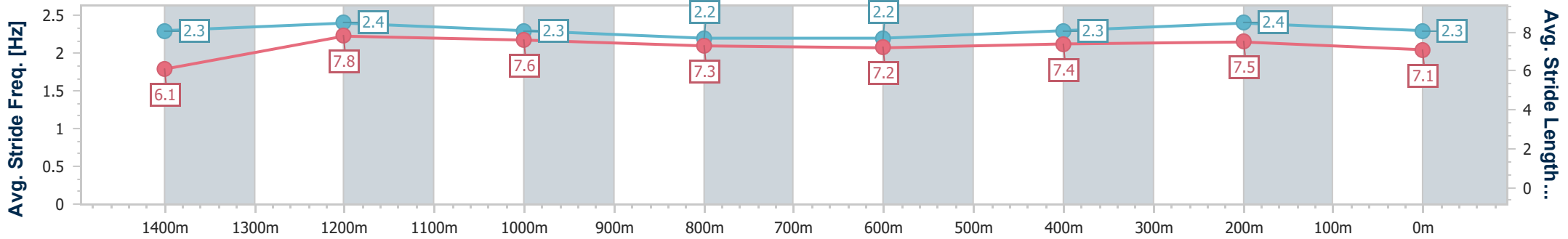
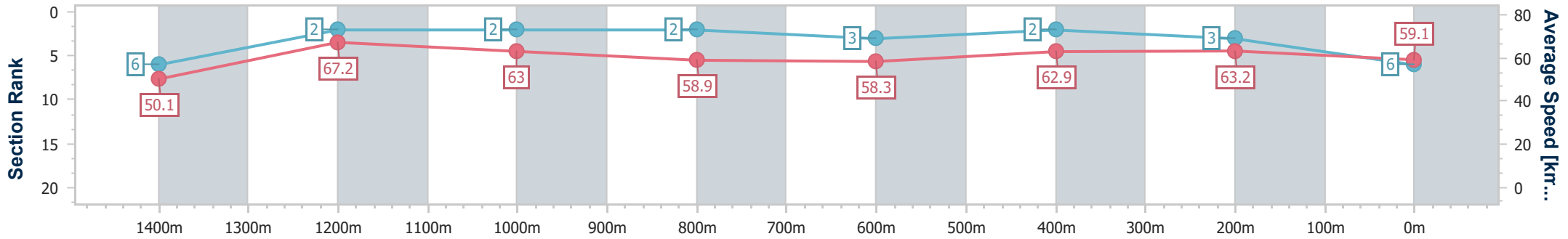
Race 3: HALLMARK STUD 1600 - 1600m

09 December 2023 - 13:35

Track Rating: Soft 5, Weather: Fine, Rail Position: +6m

PUKEKOHE  
PARK

Section	Overall	1400m	1200m	1000m	800m	600m	400m	200m
Section Times	1:36.51 [6] (0:14.41)	1:22.10 [6] (0:10.71)	1:11.39 [2] (0:11.44)	0:59.95 [2] (0:12.30)	0:47.65 [2] (0:12.48)	0:35.17 [3] (0:11.58)	0:23.59 [2] (0:11.37)	0:12.22 [3] (0:12.22)
Average Speed [km/h]	50.1	67.2	63.0	58.9	58.3	62.9	63.2	59.1
Top Speed [km/h]	66.4	69.4	65.7	60.3	60.0	64.8	65.1	61.3
Avg. Dist. to Rail [m]	9.7	2.6	1.2	1.3	2.0	2.8	1.5	1.7
Avg. Stride Freq. [Hz]	2.3	2.4	2.3	2.2	2.2	2.3	2.4	2.3
Avg. Stride Length [m]	6.1	7.8	7.6	7.3	7.2	7.4	7.5	7.1



- [ ] Ranking at each section and finish
- .-.- No data available at this section
- NA No data available



Horse/Jockey Name	She Wrote More
Final Rank	7
Fastest Section Time (Section)	0:11.08 (1400m)
Top Speed [km/h] (Section)	66.3 (1400m)
Race State	Finished

AUCKLAND  
THOROUGHBRED  
RACING  
SINCE 1874

Pukekohe Park NZ Professional

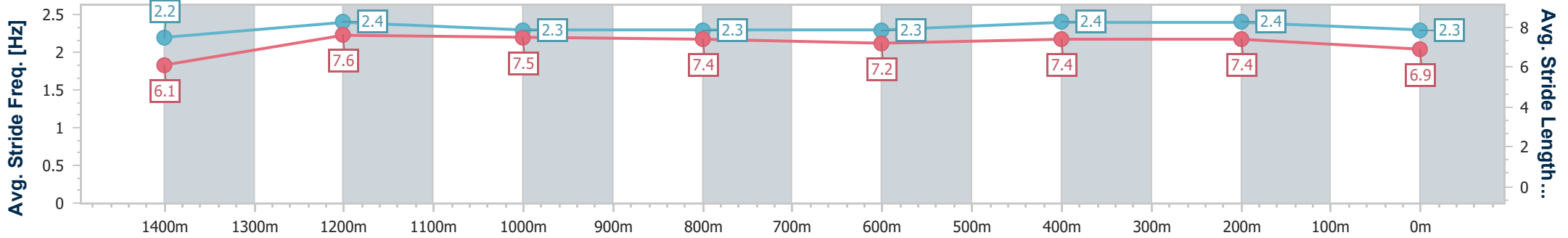
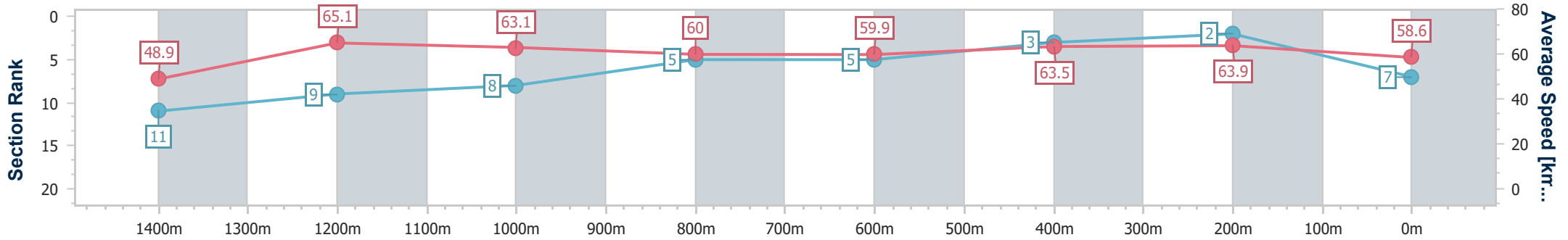
Race 3: HALLMARK STUD 1600 - 1600m

09 December 2023 - 13:35

Track Rating: Soft 5, Weather: Fine, Rail Position: +6m

PUKEKOHE  
PARK

Section	Overall	1400m	1200m	1000m	800m	600m	400m	200m
Section Times	1:36.60 [7] (0:14.71)	1:21.89 [11] (0:11.08)	1:10.81 [9] (0:11.38)	0:59.43 [8] (0:12.14)	0:47.29 [5] (0:12.17)	0:35.12 [5] (0:11.49)	0:23.63 [3] (0:11.29)	0:12.34 [2] (0:12.34)
Average Speed [km/h]	48.9	65.1	63.1	60.0	59.9	63.5	63.9	58.6
Top Speed [km/h]	65.2	66.3	65.8	62.9	62.3	64.3	65.5	61.2
Avg. Dist. to Rail [m]	9.4	1.7	0.9	1.6	2.5	3.8	3.6	2.7
Avg. Stride Freq. [Hz]	2.2	2.4	2.3	2.3	2.3	2.4	2.4	2.3
Avg. Stride Length [m]	6.1	7.6	7.5	7.4	7.2	7.4	7.4	6.9



- [ ] Ranking at each section and finish
- .-.- No data available at this section
- NA No data available



Horse/Jockey Name	Wolf Rayet
Final Rank	8
Fastest Section Time (Section)	0:11.13 (400m)
Top Speed [km/h] (Section)	67.7 (400m)
Race State	Finished

AUCKLAND  
THOROUGHBRED  
RACING  
SINCE 1874

Pukekohe Park NZ Professional

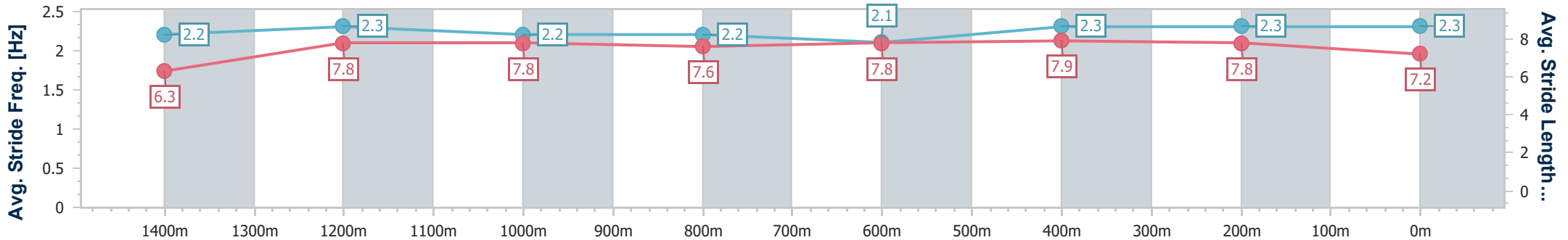
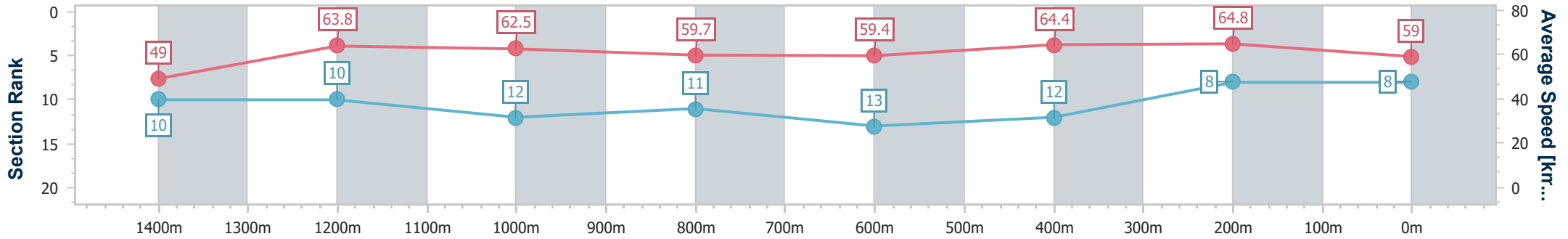
Race 3: HALLMARK STUD 1600 - 1600m

09 December 2023 - 13:35

Track Rating: Soft 5, Weather: Fine, Rail Position: +6m

PUKEKOHE  
PARK

Section	Overall	1400m	1200m	1000m	800m	600m	400m	200m
Section Times	1:36.82 [8] (0:14.70)	1:22.12 [10] (0:11.27)	1:10.85 [10] (0:11.55)	0:59.30 [12] (0:12.16)	0:47.14 [11] (0:12.46)	0:34.68 [13] (0:11.33)	0:23.35 [12] (0:11.13)	0:12.22 [8] (0:12.22)
Average Speed [km/h]	49.0	63.8	62.5	59.7	59.4	64.4	64.8	59.0
Top Speed [km/h]	63.4	65.0	64.4	61.2	62.0	67.2	67.7	61.9
Avg. Dist. to Rail [m]	8.0	2.8	0.6	1.6	4.3	4.9	8.6	9.8
Avg. Stride Freq. [Hz]	2.2	2.3	2.2	2.2	2.1	2.3	2.3	2.3
Avg. Stride Length [m]	6.3	7.8	7.8	7.6	7.8	7.9	7.8	7.2



- [ ] Ranking at each section and finish
- .-.- No data available at this section
- NA No data available



Horse/Jockey Name	Gigi
Final Rank	9
Fastest Section Time (Section)	0:11.21 (1400m)
Top Speed [km/h] (Section)	65.5 (1400m)
Race State	Finished

AUCKLAND  
THOROUGHBRED  
RACING  
SINCE 1874

Pukekohe Park NZ Professional

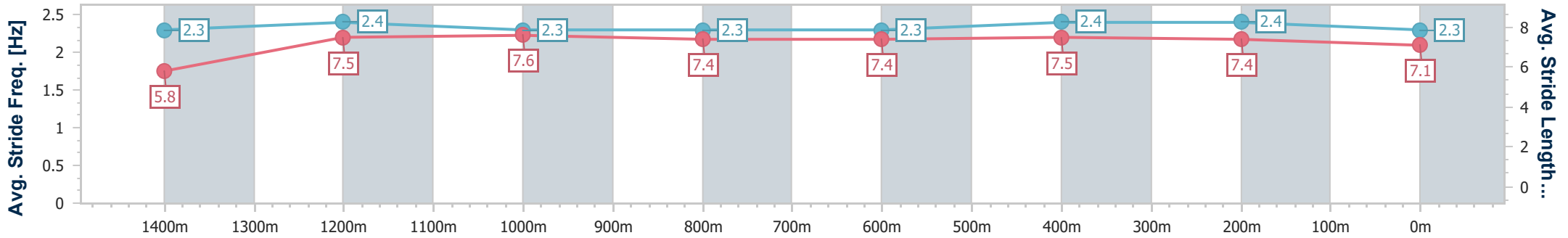
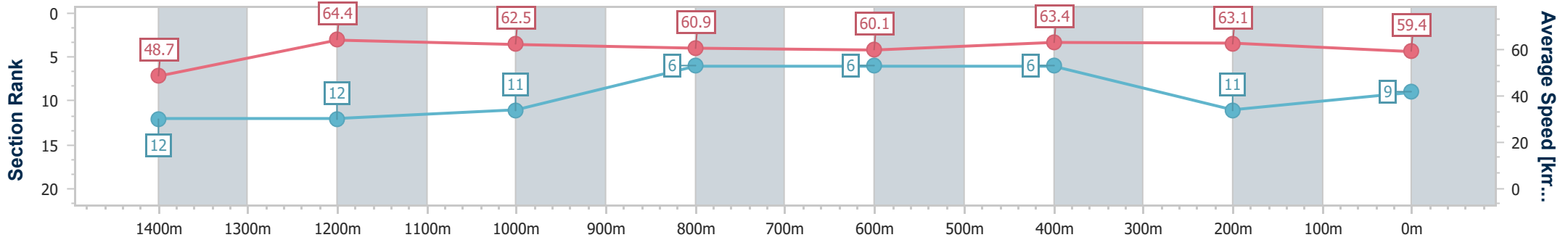
Race 3: HALLMARK STUD 1600 - 1600m

09 December 2023 - 13:35

Track Rating: Soft 5, Weather: Fine, Rail Position: +6m

PUKEKOHE  
PARK

Section	Overall	1400m	1200m	1000m	800m	600m	400m	200m
Section Times	1:36.84 [9] (0:14.82)	1:22.02 [12] (0:11.21)	1:10.81 [12] (0:11.48)	0:59.33 [11] (0:11.85)	0:47.48 [6] (0:12.21)	0:35.27 [6] (0:11.65)	0:23.62 [6] (0:11.40)	0:12.22 [11] (0:12.22)
Average Speed [km/h]	48.7	64.4	62.5	60.9	60.1	63.4	63.1	59.4
Top Speed [km/h]	64.8	65.5	64.9	62.1	62.1	64.5	65.3	61.0
Avg. Dist. to Rail [m]	5.7	0.6	1.4	1.0	3.6	7.6	9.4	8.6
Avg. Stride Freq. [Hz]	2.3	2.4	2.3	2.3	2.3	2.4	2.4	2.3
Avg. Stride Length [m]	5.8	7.5	7.6	7.4	7.4	7.5	7.4	7.1



- [ ] Ranking at each section and finish
- .-.- No data available at this section
- NA No data available



Horse/Jockey Name	Dangerous Company
Final Rank	10
Fastest Section Time (Section)	0:11.28 (400m)
Top Speed [km/h] (Section)	66.5 (600m)
Race State	Finished

AUCKLAND  
THOROUGHBRED  
RACING  
SINCE 1874

Pukekohe Park NZ Professional

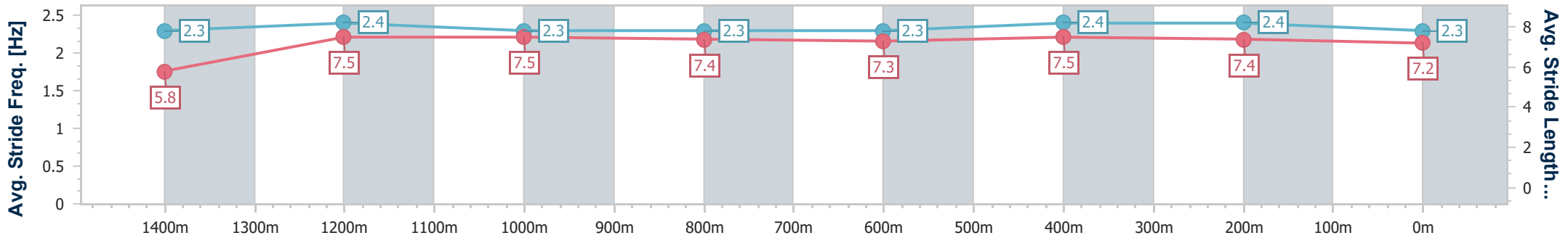
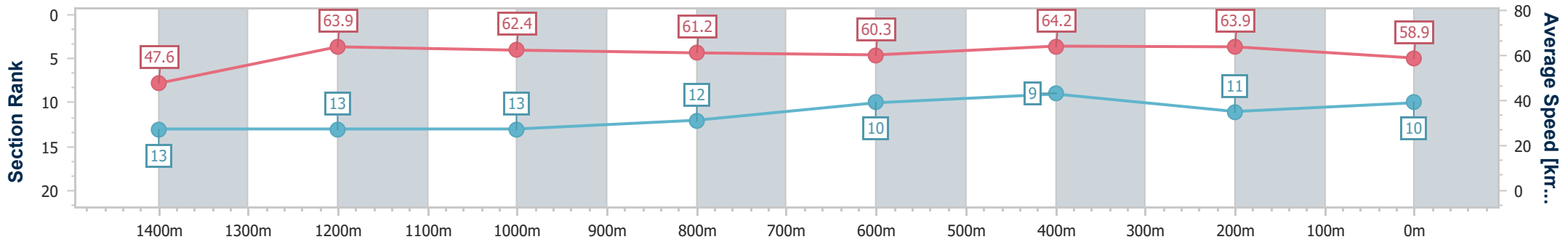
Race 3: HALLMARK STUD 1600 - 1600m

09 December 2023 - 13:35

Track Rating: Soft 5, Weather: Fine, Rail Position: +6m

PUKEKOHE  
PARK

Section	Overall	1400m	1200m	1000m	800m	600m	400m	200m
Section Times	1:36.89 [10] (0:15.11)	1:21.78 [13] (0:11.29)	1:10.49 [13] (0:11.52)	0:58.97 [13] (0:11.77)	0:47.20 [12] (0:12.16)	0:35.04 [10] (0:11.49)	0:23.55 [9] (0:11.28)	0:12.27 [11] (0:12.27)
Average Speed [km/h]	47.6	63.9	62.4	61.2	60.3	64.2	63.9	58.9
Top Speed [km/h]	63.3	65.0	63.9	63.4	61.7	66.5	65.9	61.1
Avg. Dist. to Rail [m]	5.5	0.9	0.8	1.3	3.4	7.2	11.4	12.2
Avg. Stride Freq. [Hz]	2.3	2.4	2.3	2.3	2.3	2.4	2.4	2.3
Avg. Stride Length [m]	5.8	7.5	7.5	7.4	7.3	7.5	7.4	7.2



- [ ] Ranking at each section and finish
- .-.- No data available at this section
- NA No data available



Horse/Jockey Name	Tommy Perfect
Final Rank	11
Fastest Section Time (Section)	0:11.09 (1400m)
Top Speed [km/h] (Section)	65.7 (1400m)
Race State	Finished

AUCKLAND  
THOROUGHBRED  
RACING  
SINCE 1874

Pukekohe Park NZ Professional

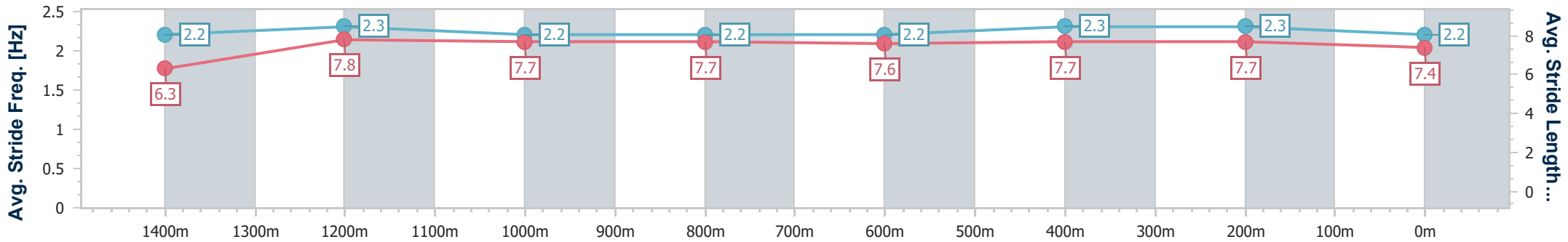
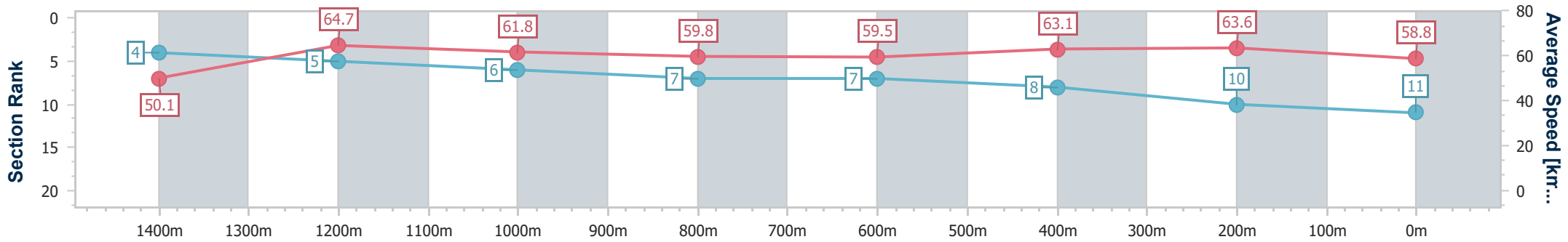
Race 3: HALLMARK STUD 1600 - 1600m

09 December 2023 - 13:35

Track Rating: Soft 5, Weather: Fine, Rail Position: +6m

PUKEKOHE  
PARK

Section	Overall	1400m	1200m	1000m	800m	600m	400m	200m
Section Times	1:36.92 [11] (0:14.37)	1:22.55 [4] (0:11.09)	1:11.46 [5] (0:11.68)	0:59.78 [6] (0:12.23)	0:47.55 [7] (0:12.37)	0:35.18 [7] (0:11.57)	0:23.61 [8] (0:11.31)	0:12.30 [10] (0:12.30)
Average Speed [km/h]	50.1	64.7	61.8	59.8	59.5	63.1	63.6	58.8
Top Speed [km/h]	65.3	65.7	65.5	60.9	62.3	64.6	64.6	62.0
Avg. Dist. to Rail [m]	3.9	1.9	1.0	2.2	4.1	4.7	6.3	5.3
Avg. Stride Freq. [Hz]	2.2	2.3	2.2	2.2	2.2	2.3	2.3	2.2
Avg. Stride Length [m]	6.3	7.8	7.7	7.7	7.6	7.7	7.7	7.4



- [ ] Ranking at each section and finish
- .-.- No data available at this section
- NA No data available



Horse/Jockey Name	Margalit
Final Rank	12
Fastest Section Time (Section)	0:10.99 (1400m)
Top Speed [km/h] (Section)	66.4 (1400m)
Race State	Finished

AUCKLAND  
THOROUGHBRED  
RACING  
SINCE 1874

Pukekohe Park NZ Professional

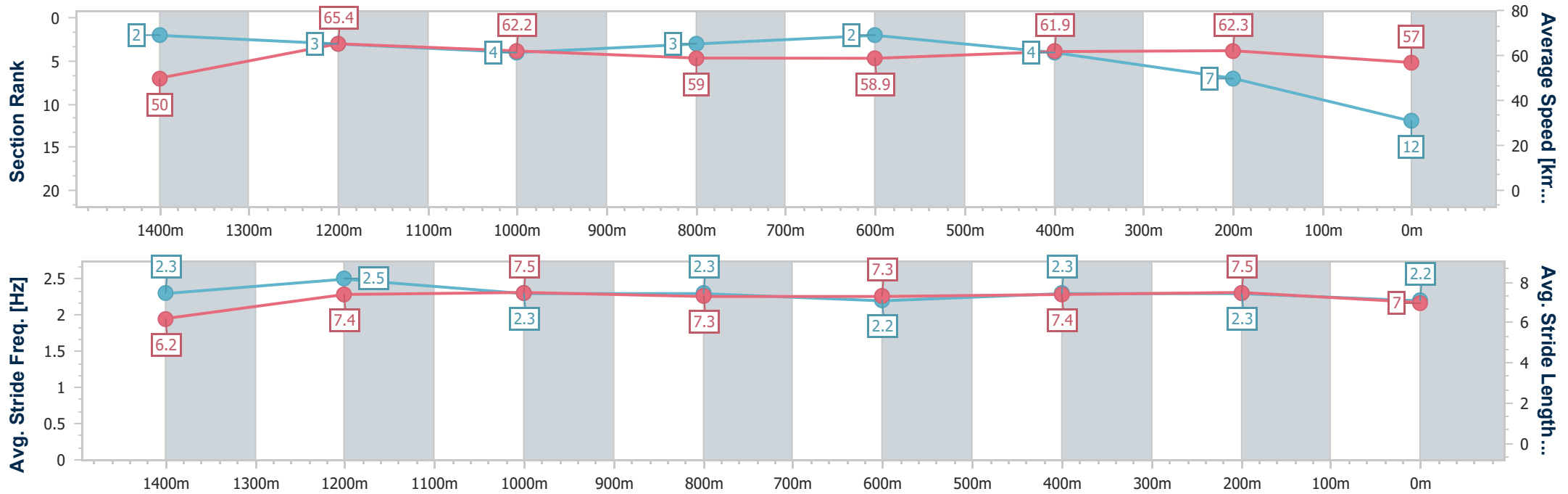
Race 3: HALLMARK STUD 1600 - 1600m

09 December 2023 - 13:35

Track Rating: Soft 5, Weather: Fine, Rail Position: +6m

PUKEKOHE  
PARK

Section	Overall	1400m	1200m	1000m	800m	600m	400m	200m
Section Times	1:37.16 [12] (0:14.34)	1:22.82 [2] (0:10.99)	1:11.83 [3] (0:11.59)	1:00.24 [4] (0:12.06)	0:48.18 [3] (0:12.31)	0:35.87 [2] (0:11.74)	0:24.13 [4] (0:11.52)	0:12.61 [7] (0:12.61)
Average Speed [km/h]	50.0	65.4	62.2	59.0	58.9	61.9	62.3	57.0
Top Speed [km/h]	65.8	66.4	63.8	60.2	60.3	64.3	64.6	60.6
Avg. Dist. to Rail [m]	2.3	0.3	1.7	1.9	0.7	2.0	1.3	1.3
Avg. Stride Freq. [Hz]	2.3	2.5	2.3	2.3	2.2	2.3	2.3	2.2
Avg. Stride Length [m]	6.2	7.4	7.5	7.3	7.3	7.4	7.5	7.0







Horse/Jockey Name	Glitzal
Final Rank	13
Fastest Section Time (Section)	0:11.05 (1400m)
Top Speed [km/h] (Section)	66.4 (1400m)
Race State	Finished

AUCKLAND  
THOROUGHBRED  
RACING  
SINCE 1874

Pukekohe Park NZ Professional

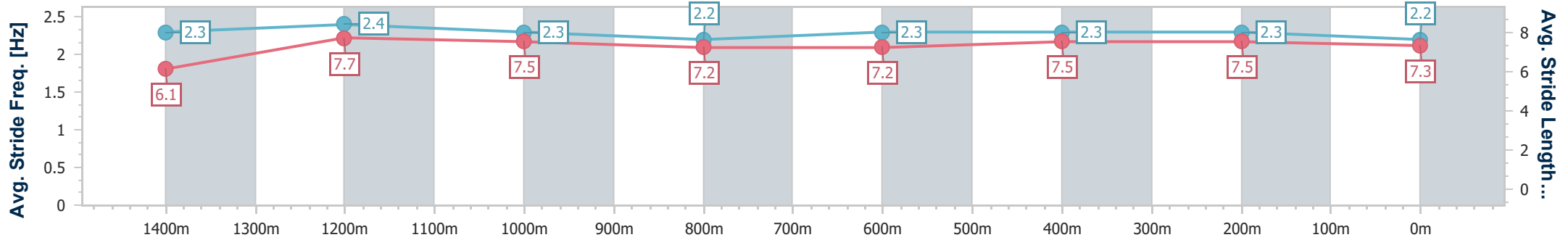
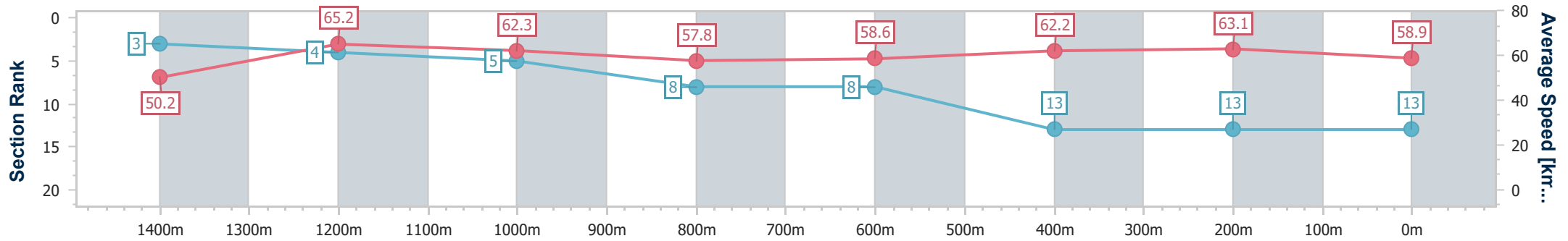
Race 3: HALLMARK STUD 1600 - 1600m

09 December 2023 - 13:35

Track Rating: Soft 5, Weather: Fine, Rail Position: +6m

PUKEKOHE  
PARK

Section	Overall	1400m	1200m	1000m	800m	600m	400m	200m
Section Times	1:37.19 [13] (0:14.36)	1:22.83 [3] (0:11.05)	1:11.78 [4] (0:11.60)	1:00.18 [5] (0:12.36)	0:47.82 [8] (0:12.43)	0:35.39 [8] (0:11.72)	0:23.67 [13] (0:11.41)	0:12.26 [13] (0:12.26)
Average Speed [km/h]	50.2	65.2	62.3	57.8	58.6	62.2	63.1	58.9
Top Speed [km/h]	65.8	66.4	66.1	59.7	60.4	65.1	65.4	61.5
Avg. Dist. to Rail [m]	1.3	1.8	1.8	1.0	2.0	2.5	1.5	1.5
Avg. Stride Freq. [Hz]	2.3	2.4	2.3	2.2	2.3	2.3	2.3	2.2
Avg. Stride Length [m]	6.1	7.7	7.5	7.2	7.2	7.5	7.5	7.3



- [ ] Ranking at each section and finish
- .-.- No data available at this section
- NA No data available