

Track Rating: Soft 5, Weather: Fine, Rail Position: +6m

Section	Field Times	Overall	1400m	1200m	1000m	800m	600m	400m	Last 600m					
		1:35.45 (0:13.99)	1:21.46 (0:11.07)	1:10.39 (0:11.27)	0:59.12 (0:11.55)	0:47.57 (0:12.00)	0:35.57 (0:12.09)	0:23.48 (0:11.64)	0:35.57					
Rank	TAB	Horse/Jockey	Barrier	Top Speed [km/h]	Fastest Section					Distance Travelled [m]				
1	10	MOSINVADER Craig Grylls	3	66.0 1400m	0:11.10 1400m	1:35.45 [1] (0:14.22)	1:21.23 [3] (0:11.10)	1:10.13 [4] (0:11.32)	0:58.81 [5] (0:11.53)	0:47.28 [4] (0:11.97)	0:35.31 [4] (0:12.11)	0:23.20 [5] (0:11.54)	0:35.31	
2	14	WITH GRACE Jasmine Fawcett	19	65.8 400m	0:11.23 1000m	1:35.49 [2] (0:15.01)	1:20.48 [13] (0:11.38)	1:09.10 [13] (0:11.47)	0:57.63 [13] (0:11.23)	0:46.40 [12] (0:11.67)	0:34.73 [11] (0:11.55)	0:23.18 [6] (0:11.30)	0:34.73	+11
3	1	SENTRY Sam Weatherley	1	66.7 1400m	0:11.04 1400m	1:36.01 [3] (0:14.45)	1:21.56 [6] (0:11.04)	1:10.52 [7] (0:11.36)	0:59.16 [7] (0:11.45)	0:47.71 [6] (0:11.99)	0:35.72 [6] (0:12.13)	0:23.59 [9] (0:11.58)	0:35.72	+3
4	5	MAGICAL ROAD Masahiro Hashizume	5	65.9 1400m	0:11.26 1400m	1:36.20 [4] (0:14.70)	1:21.50 [11] (0:11.26)	1:10.24 [11] (0:11.39)	0:58.85 [11] (0:11.56)	0:47.29 [10] (0:11.74)	0:35.55 [10] (0:11.93)	0:23.62 [10] (0:11.58)	0:35.55	+3
5	7	PENNINE WAY Ryan Elliot	2	66.3 1400m	0:11.05 1400m	1:36.21 [5] (0:14.53)	1:21.68 [8] (0:11.05)	1:10.63 [8] (0:11.38)	0:59.25 [8] (0:11.57)	0:47.68 [8] (0:11.85)	0:35.83 [8] (0:12.00)	0:23.83 [7] (0:11.76)	0:35.83	+6
6	11	UNEQUIVOCAL Ashvin Goindasamy	11	68.0 1400m	0:10.95 1400m	1:36.64 [6] (0:14.52)	1:22.12 [7] (0:10.95)	1:11.17 [6] (0:11.35)	0:59.82 [6] (0:11.70)	0:48.12 [7] (0:11.81)	0:36.31 [7] (0:12.08)	0:24.23 [8] (0:11.92)	0:36.31	+10
7	8	SPECTRIER Niranjan Parmar	8	67.1 1400m	0:10.95 1400m	1:36.66 [7] (0:14.39)	1:22.27 [5] (0:10.95)	1:11.32 [5] (0:11.28)	1:00.04 [4] (0:11.63)	0:48.41 [5] (0:11.90)	0:36.51 [5] (0:12.09)	0:24.42 [4] (0:11.78)	0:36.51	+6
8	17	MARIA Darren Danis	14	64.9 1200m	0:11.40 1200m	1:36.84 [8] (0:14.83)	1:22.01 [12] (0:11.41)	1:10.60 [12] (0:11.40)	0:59.20 [12] (0:11.48)	0:47.72 [13] (0:11.75)	0:35.97 [13] (0:11.84)	0:24.13 [12] (0:11.78)	0:35.97	+4
9	12	SANDOKU Kelly Myers	17	67.3 1400m	0:11.02 1400m	1:36.85 [9] (0:14.12)	1:22.73 [2] (0:11.02)	1:11.71 [2] (0:11.26)	1:00.45 [2] (0:11.60)	0:48.85 [2] (0:11.95)	0:36.90 [3] (0:12.02)	0:24.88 [1] (0:11.89)	0:36.90	+4
10	3	MUSCOVADO Joe Kamaruddin	10	67.2 1400m	0:11.05 1400m	1:36.91 [10] (0:14.59)	1:22.32 [9] (0:11.05)	1:11.27 [9] (0:11.46)	0:59.81 [9] (0:11.69)	0:48.12 [9] (0:11.85)	0:36.27 [9] (0:11.95)	0:24.32 [11] (0:11.77)	0:36.27	+9

Scratched: Jake (#20), Brucey Lee (#9), Glitzal (#16), Rustic (#4), Positive Power (#18), The Patron Saint (#15)

Track Rating: Soft 5, Weather: Fine, Rail Position: +6m

Section	Overall	1400m	1200m	1000m	800m	600m	400m	Last 600m						
Field Times	1:35.45 (0:13.99)	1:21.46 (0:11.07)	1:10.39 (0:11.27)	0:59.12 (0:11.55)	0:47.57 (0:12.00)	0:35.57 (0:12.09)	0:23.48 (0:11.64)	0:35.57						
Rank	TAB	Horse/Jockey	Barrier	Top Speed [km/h]	Fastest Section									Distance Travelled [m]
11	2	WINDSOR CASTLE Jessica Allen	18	68.7 Overall	0:10.90 1400m	1:37.55 [11] (0:14.26)	1:23.29 [4] (0:10.90)	1:12.39 [3] (0:11.29)	1:01.10 [3] (0:11.60)	0:49.50 [3] (0:11.85)	0:37.65 [2] (0:12.24)	0:25.41 [3] (0:12.05)	0:37.65	+8
12	13	SUNNINGDALE Bill Jacobson	9	65.7 1400m	0:11.30 1400m	1:37.88 [12] (0:14.61)	1:23.27 [10] (0:11.30)	1:11.97 [10] (0:11.38)	1:00.59 [10] (0:11.69)	0:48.90 [11] (0:11.78)	0:37.12 [12] (0:12.09)	0:25.03 [13] (0:12.07)	0:37.12	+8
13	19	BEAU ONDAGO Kendra Bakker	4	65.8 1400m	0:11.44 1400m	1:38.00 [13] (0:15.01)	1:22.99 [14] (0:11.44)	1:11.55 [14] (0:11.58)	0:59.97 [14] (0:11.62)	0:48.35 [14] (0:11.73)	0:36.62 [14] (0:12.10)	0:24.52 [14] (0:11.81)	0:36.62	-4
14	6	OUR BIG BOY Tegan Abel	6	68.5 Overall	0:11.07 1400m	1:38.30 [14] (0:13.99)	1:24.31 [1] (0:11.07)	1:13.24 [1] (0:11.27)	1:01.97 [1] (0:11.55)	0:50.42 [1] (0:12.00)	0:38.42 [1] (0:12.22)	0:26.20 [2] (0:12.40)	0:38.42	+0

Scratched: Jake (#20), Brucey Lee (#9), Glitzal (#16), Rustic (#4), Positive Power (#18), The Patron Saint (#15)

Track Rating: Soft 5, Weather: Fine, Rail Position: +6m

Section							200m			Last 600m
Field Times							0:11.84			0:35.57
Rank	TAB	Horse/Jockey	Barrier	Top Speed [km/h]	Fastest Section	Margin			Distance Travelled [m]	
1	10	MOSINVADER Craig Grylls	3	66.0 1400m	0:11.10 1400m	0:11.66 [2] (0:11.66)	1:35.45			0:35.31
2	14	WITH GRACE Jasmine Fawcett	19	65.8 400m	0:11.23 1000m	0:11.88 [1] (0:11.88)	0.3L			0:34.73 +11
3	1	SENTRY Sam Weatherley	1	66.7 1400m	0:11.04 1400m	0:12.01 [4] (0:12.01)	3.7L			0:35.72 +3
4	5	MAGICAL ROAD Masahiro Hashizume	5	65.9 1400m	0:11.26 1400m	0:12.04 [7] (0:12.04)	5L			0:35.55 +3
5	7	PENNINE WAY Ryan Elliot	2	66.3 1400m	0:11.05 1400m	0:12.07 [6] (0:12.07)	5L			0:35.83 +6
6	11	UNEQUIVOCAL Ashvin Goindasamy	11	68.0 1400m	0:10.95 1400m	0:12.31 [9] (0:12.31)	7.9L			0:36.31 +10
7	8	SPECTRIER Niranjan Parmar	8	67.1 1400m	0:10.95 1400m	0:12.64 [5] (0:12.64)	8.1L			0:36.51 +6
8	17	MARIA Darren Danis	14	64.9 1200m	0:11.40 1200m	0:12.35 [11] (0:12.35)	9.2L			0:35.97 +4
9	12	SANDOKU Kelly Myers	17	67.3 1400m	0:11.02 1400m	0:12.99 [3] (0:12.99)	9.3L			0:36.90 +4
10	3	MUSCOVADO Joe Kamaruddin	10	67.2 1400m	0:11.05 1400m	0:12.55 [10] (0:12.55)	9.7L			0:36.27 +9

Scratched: Jake (#20), Brucey Lee (#9), Glitzal (#16), Rustic (#4), Positive Power (#18), The Patron Saint (#15)

Track Rating: Soft 5, Weather: Fine, Rail Position: +6m

Section							200m			Last 600m	
Field Times							0:11.84			0:35.57	
Rank	TAB	Horse/Jockey	Barrier	Top Speed [km/h]	Fastest Section	Margin				Distance Travelled [m]	
11	2	WINDSOR CASTLE	18	68.7	0:10.90	0:13.36 [8]	14L			0:37.65	+8
		Jessica Allen		Overall	1400m	(0:13.36)					
12	13	SUNNINGDALE	9	65.7	0:11.30	0:12.96 [13]	16.2L			0:37.12	+8
		Bill Jacobson		1400m	1400m	(0:12.96)					
13	19	BEAU ONDAGO	4	65.8	0:11.44	0:12.71 [14]	17L			0:36.62	-4
		Kendra Bakker		1400m	1400m	(0:12.71)					
14	6	OUR BIG BOY	6	68.5	0:11.07	0:13.80 [12]	19L			0:38.42	+0
		Tegan Abel		Overall	1400m	(0:13.80)					

Scratched: Jake (#20), Brucey Lee (#9), Glitzal (#16), Rustic (#4), Positive Power (#18), The Patron Saint (#15)



Horse/Jockey Name	Mosinvader
Final Rank	1
Fastest Section Time (Section)	0:11.10 (1400m)
Top Speed [km/h] (Section)	66.0 (1400m)
Race State	Finished

AUCKLAND
THOROUGHBRED
RACING
SINCE 1874

Pukekohe Park NZ Professional

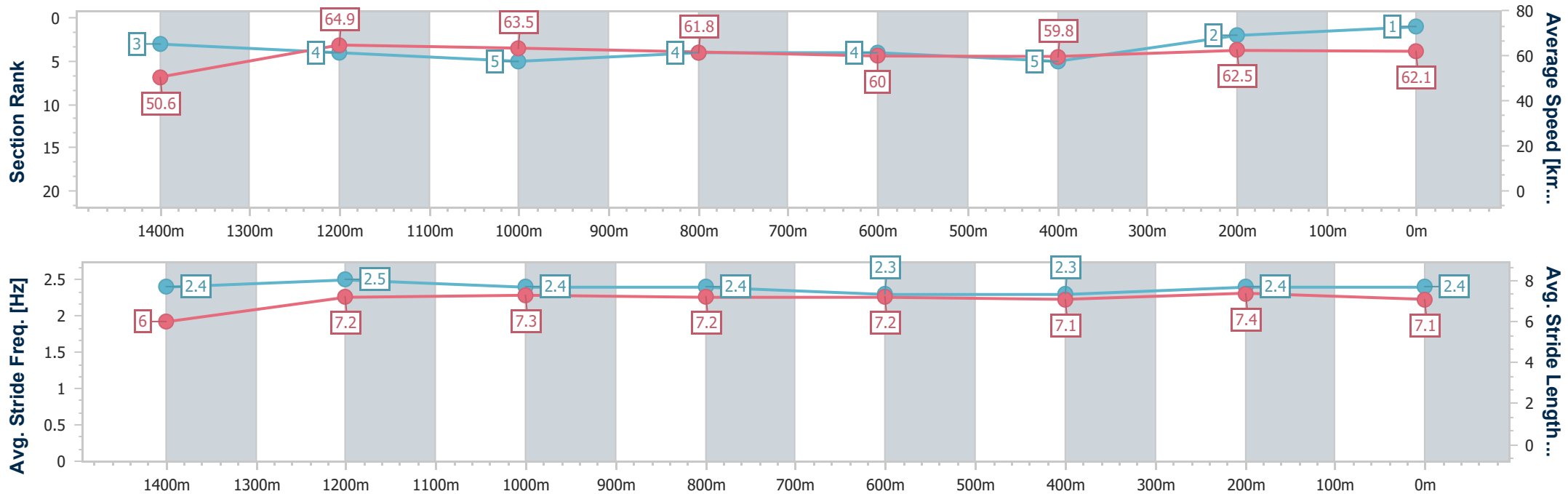
Race 2: BARFOOT & THOMPSON 1600 - 1600m

09 December 2023 - 12:55

Track Rating: Soft 5, Weather: Fine, Rail Position: +6m

PUKEKOHE
PARK

Section	Overall	1400m	1200m	1000m	800m	600m	400m	200m
Section Times	1:35.45 [1] (0:14.22)	1:21.23 [3] (0:11.10)	1:10.13 [4] (0:11.32)	0:58.81 [5] (0:11.53)	0:47.28 [4] (0:11.97)	0:35.31 [4] (0:12.11)	0:23.20 [5] (0:11.54)	0:11.66 [2] (0:11.66)
Average Speed [km/h]	50.6	64.9	63.5	61.8	60.0	59.8	62.5	62.1
Top Speed [km/h]	65.4	66.0	64.5	62.5	61.3	61.9	63.1	63.4
Avg. Dist. to Rail [m]	1.7	0.7	1.2	2.1	1.1	2.3	3.2	1.1
Avg. Stride Freq. [Hz]	2.4	2.5	2.4	2.4	2.3	2.3	2.4	2.4
Avg. Stride Length [m]	6.0	7.2	7.3	7.2	7.2	7.1	7.4	7.1



- [] Ranking at each section and finish
- .-.- No data available at this section
- NA No data available



Horse/Jockey Name	With Grace
Final Rank	2
Fastest Section Time (Section)	0:11.23 (1000m)
Top Speed [km/h] (Section)	65.8 (400m)
Race State	Finished

AUCKLAND
THOROUGHBRED
RACING
SINCE 1874

Pukekohe Park NZ Professional

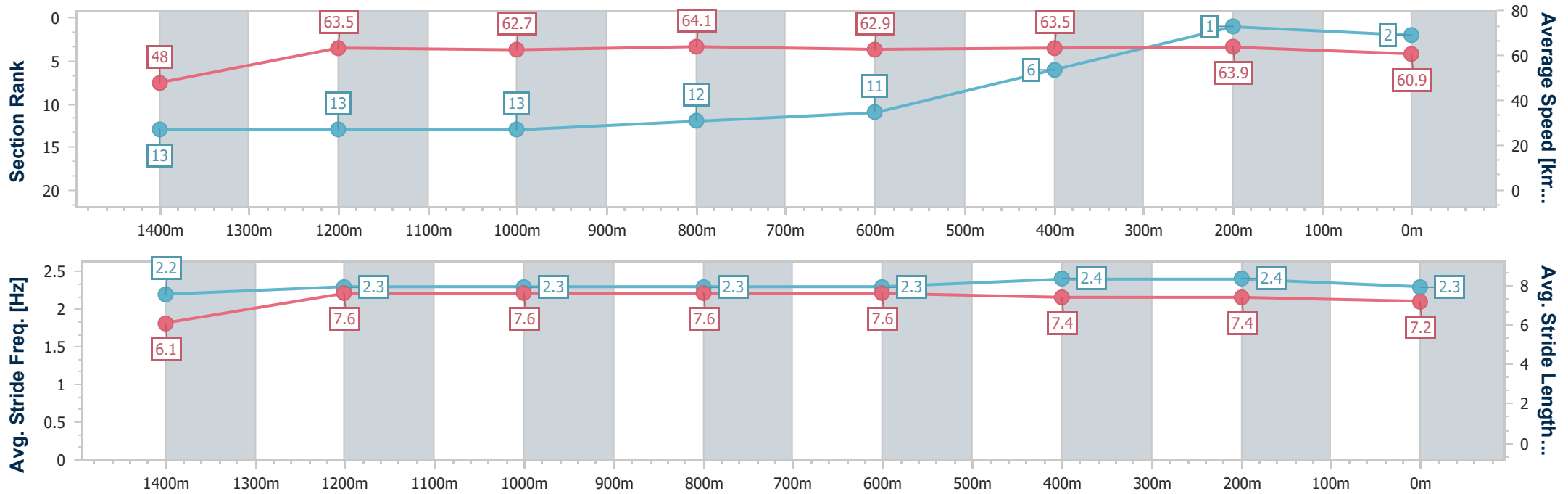
Race 2: BARFOOT & THOMPSON 1600 - 1600m

09 December 2023 - 12:55

Track Rating: Soft 5, Weather: Fine, Rail Position: +6m

PUKEKOHE
PARK

Section	Overall	1400m	1200m	1000m	800m	600m	400m	200m
Section Times	1:35.49 [2] (0:15.01)	1:20.48 [13] (0:11.38)	1:09.10 [13] (0:11.47)	0:57.63 [13] (0:11.23)	0:46.40 [12] (0:11.67)	0:34.73 [11] (0:11.55)	0:23.18 [6] (0:11.30)	0:11.88 [1] (0:11.88)
Average Speed [km/h]	48.0	63.5	62.7	64.1	62.9	63.5	63.9	60.9
Top Speed [km/h]	62.6	65.6	64.3	65.3	64.9	65.6	65.8	61.6
Avg. Dist. to Rail [m]	12.4	1.7	0.5	0.9	3.5	5.5	3.9	0.9
Avg. Stride Freq. [Hz]	2.2	2.3	2.3	2.3	2.3	2.4	2.4	2.3
Avg. Stride Length [m]	6.1	7.6	7.6	7.6	7.6	7.4	7.4	7.2



- [] Ranking at each section and finish
- .-.- No data available at this section
- NA No data available



Horse/Jockey Name	Sentry
Final Rank	3
Fastest Section Time (Section)	0:11.04 (1400m)
Top Speed [km/h] (Section)	66.7 (1400m)
Race State	Finished

AUCKLAND
THOROUGHBRED
RACING
SINCE 1874

Pukekohe Park NZ Professional

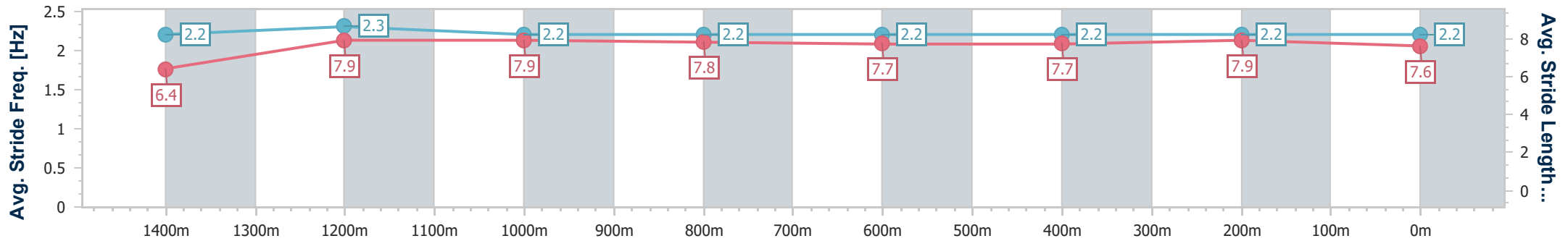
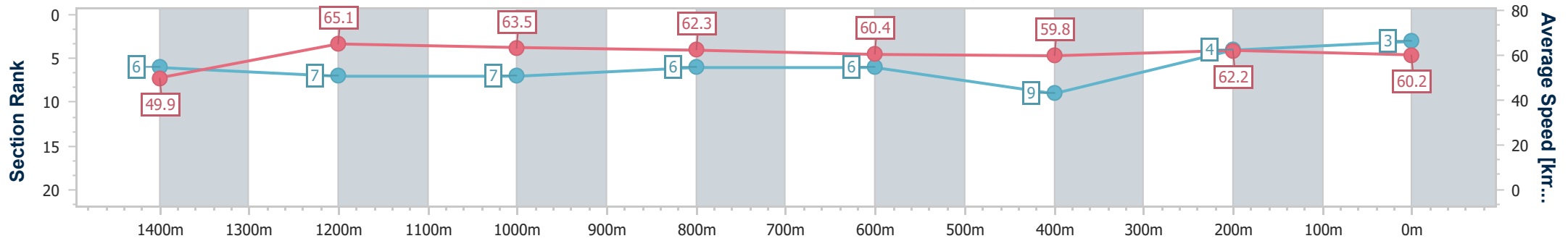
Race 2: BARFOOT & THOMPSON 1600 - 1600m

09 December 2023 - 12:55

Track Rating: Soft 5, Weather: Fine, Rail Position: +6m

PUKEKOHE
PARK

Section	Overall	1400m	1200m	1000m	800m	600m	400m	200m
Section Times	1:36.01 [3] (0:14.45)	1:21.56 [6] (0:11.04)	1:10.52 [7] (0:11.36)	0:59.16 [7] (0:11.45)	0:47.71 [6] (0:11.99)	0:35.72 [6] (0:12.13)	0:23.59 [9] (0:11.58)	0:12.01 [4] (0:12.01)
Average Speed [km/h]	49.9	65.1	63.5	62.3	60.4	59.8	62.2	60.2
Top Speed [km/h]	63.9	66.7	64.1	63.4	62.0	62.2	63.6	61.6
Avg. Dist. to Rail [m]	0.9	0.8	2.1	1.4	1.1	1.8	1.0	0.7
Avg. Stride Freq. [Hz]	2.2	2.3	2.2	2.2	2.2	2.2	2.2	2.2
Avg. Stride Length [m]	6.4	7.9	7.9	7.8	7.7	7.7	7.9	7.6



- [] Ranking at each section and finish
- .-.- No data available at this section
- NA No data available



Horse/Jockey Name	Magical Road
Final Rank	4
Fastest Section Time (Section)	0:11.26 (1400m)
Top Speed [km/h] (Section)	65.9 (1400m)
Race State	Finished

AUCKLAND
THOROUGHBRED
RACING
SINCE 1874

Pukekohe Park NZ Professional

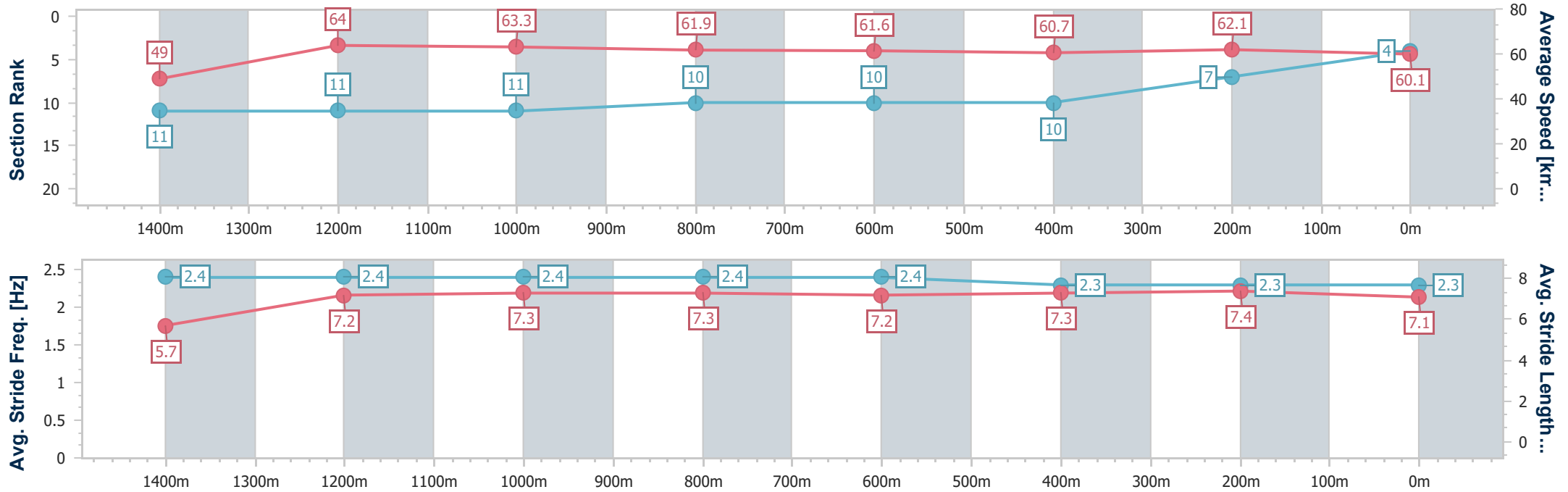
Race 2: BARFOOT & THOMPSON 1600 - 1600m

09 December 2023 - 12:55

Track Rating: Soft 5, Weather: Fine, Rail Position: +6m

PUKEKOHE
PARK

Section	Overall	1400m	1200m	1000m	800m	600m	400m	200m
Section Times	1:36.20 [4] (0:14.70)	1:21.50 [11] (0:11.26)	1:10.24 [11] (0:11.39)	0:58.85 [11] (0:11.56)	0:47.29 [10] (0:11.74)	0:35.55 [10] (0:11.93)	0:23.62 [10] (0:11.58)	0:12.04 [7] (0:12.04)
Average Speed [km/h]	49.0	64.0	63.3	61.9	61.6	60.7	62.1	60.1
Top Speed [km/h]	64.4	65.9	65.9	63.5	64.2	64.3	65.3	61.4
Avg. Dist. to Rail [m]	3.3	1.7	0.5	0.7	0.8	1.5	2.1	3.1
Avg. Stride Freq. [Hz]	2.4	2.4	2.4	2.4	2.4	2.3	2.3	2.3
Avg. Stride Length [m]	5.7	7.2	7.3	7.3	7.2	7.3	7.4	7.1



- [] Ranking at each section and finish
- .-.- No data available at this section
- NA No data available



Horse/Jockey Name	Pennine Way
Final Rank	5
Fastest Section Time (Section)	0:11.05 (1400m)
Top Speed [km/h] (Section)	66.3 (1400m)
Race State	Finished

AUCKLAND
THOROUGHBRED
RACING
SINCE 1874

Pukekohe Park NZ Professional

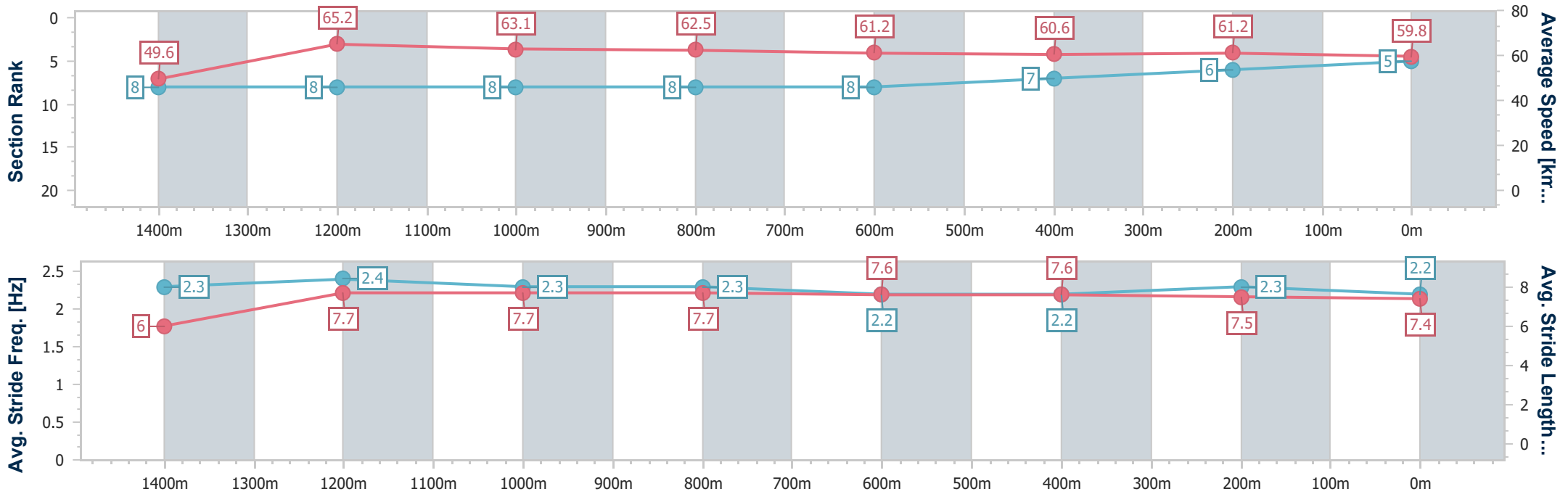
Race 2: BARFOOT & THOMPSON 1600 - 1600m

09 December 2023 - 12:55

Track Rating: Soft 5, Weather: Fine, Rail Position: +6m

PUKEKOHE
PARK

Section	Overall	1400m	1200m	1000m	800m	600m	400m	200m						
Section Times	1:36.21 [5] (0:14.53)	1:21.68 [8] (0:11.05)	1:10.63 [8] (0:11.38)	0:59.25 [8] (0:11.57)	0:47.68 [8] (0:11.85)	0:35.83 [8] (0:12.00)	0:23.83 [7] (0:11.76)	0:12.07 [6] (0:12.07)						
Average Speed [km/h]	49.6	65.2	63.1	62.5	61.2	60.6	61.2	59.8						
Top Speed [km/h]	64.8	66.3	64.2	63.6	62.7	62.8	62.7	61.0						
Avg. Dist. to Rail [m]	1.4	0.2	0.2	0.3	1.1	3.3	4.9	5.7						
Avg. Stride Freq. [Hz]	2.3	2.4	2.3	2.3	2.2	2.2	2.3	2.2						
Avg. Stride Length [m]	6.0	7.7	7.7	7.7	7.6	7.6	7.5	7.4						



- [] Ranking at each section and finish
- .-.- No data available at this section
- NA No data available



Horse/Jockey Name	Unequivocal
Final Rank	6
Fastest Section Time (Section)	0:10.95 (1400m)
Top Speed [km/h] (Section)	68.0 (1400m)
Race State	Finished

AUCKLAND
THOROUGHBRED
RACING
SINCE 1874

Pukekohe Park NZ Professional

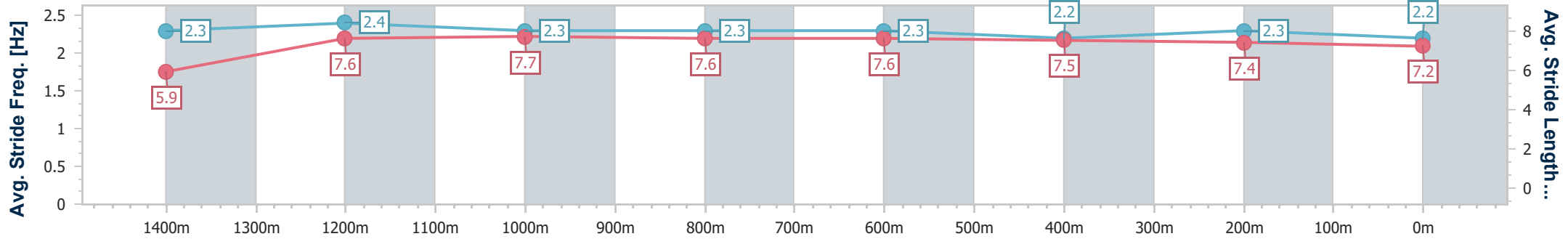
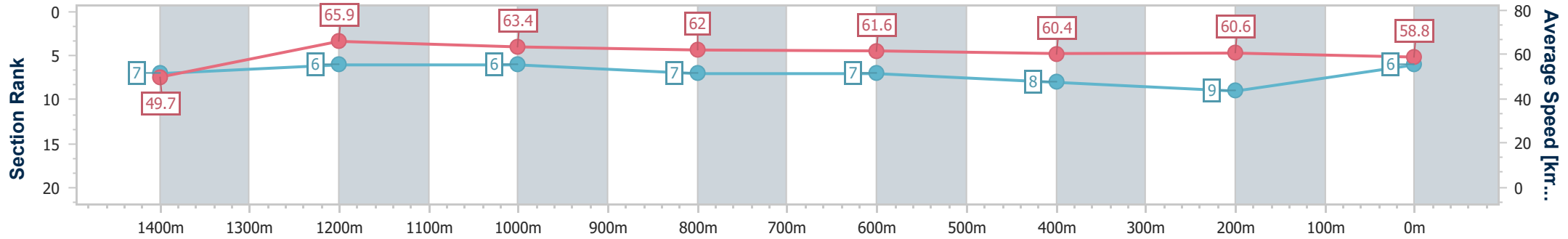
Race 2: BARFOOT & THOMPSON 1600 - 1600m

09 December 2023 - 12:55

Track Rating: Soft 5, Weather: Fine, Rail Position: +6m

PUKEKOHE
PARK

Section	Overall	1400m	1200m	1000m	800m	600m	400m	200m
Section Times	1:36.64 [6] (0:14.52)	1:22.12 [7] (0:10.95)	1:11.17 [6] (0:11.35)	0:59.82 [6] (0:11.70)	0:48.12 [7] (0:11.81)	0:36.31 [7] (0:12.08)	0:24.23 [8] (0:11.92)	0:12.31 [9] (0:12.31)
Average Speed [km/h]	49.7	65.9	63.4	62.0	61.6	60.4	60.6	58.8
Top Speed [km/h]	66.3	68.0	64.3	63.6	63.6	61.7	61.9	59.5
Avg. Dist. to Rail [m]	9.3	3.5	1.8	1.4	1.8	4.9	6.7	5.8
Avg. Stride Freq. [Hz]	2.3	2.4	2.3	2.3	2.3	2.2	2.3	2.2
Avg. Stride Length [m]	5.9	7.6	7.7	7.6	7.6	7.5	7.4	7.2



- [] Ranking at each section and finish
- .-.- No data available at this section
- NA No data available



Horse/Jockey Name	Spectrier
Final Rank	7
Fastest Section Time (Section)	0:10.95 (1400m)
Top Speed [km/h] (Section)	67.1 (1400m)
Race State	Finished

AUCKLAND
THOROUGHBRED
RACING
SINCE 1874

Pukekohe Park NZ Professional

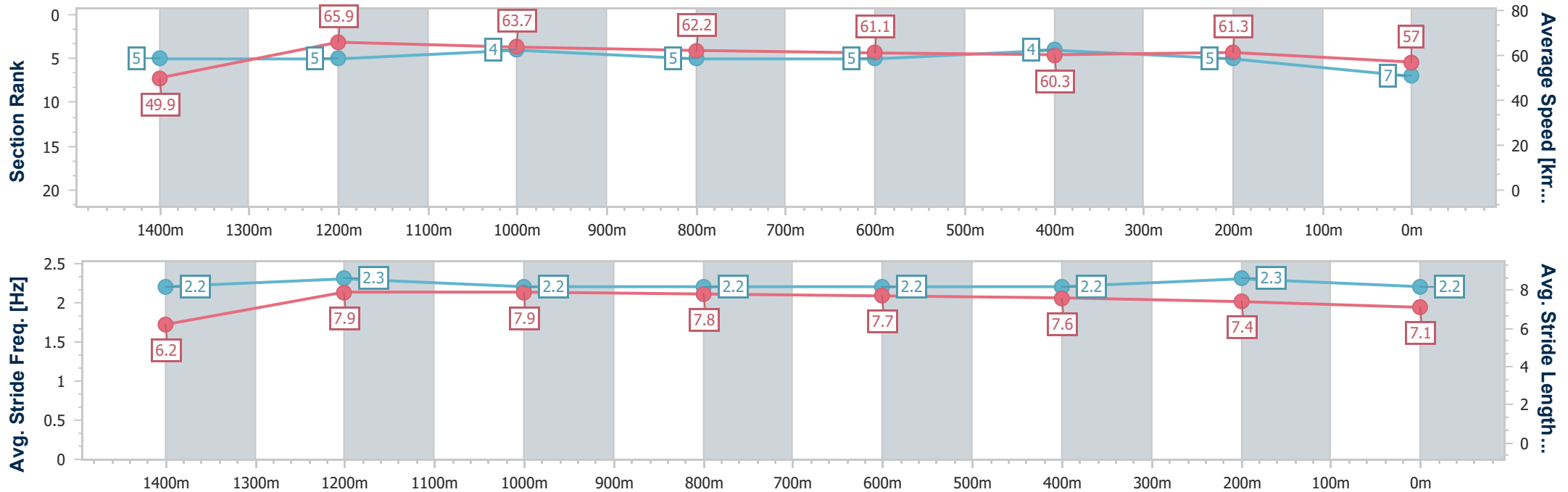
Race 2: BARFOOT & THOMPSON 1600 - 1600m

09 December 2023 - 12:55

Track Rating: Soft 5, Weather: Fine, Rail Position: +6m

PUKEKOHE
PARK

Section	Overall	1400m	1200m	1000m	800m	600m	400m	200m
Section Times	1:36.66 [7] (0:14.39)	1:22.27 [5] (0:10.95)	1:11.32 [5] (0:11.28)	1:00.04 [4] (0:11.63)	0:48.41 [5] (0:11.90)	0:36.51 [5] (0:12.09)	0:24.42 [4] (0:11.78)	0:12.64 [5] (0:12.64)
Average Speed [km/h]	49.9	65.9	63.7	62.2	61.1	60.3	61.3	57.0
Top Speed [km/h]	66.9	67.1	64.4	63.6	62.0	62.3	63.0	59.1
Avg. Dist. to Rail [m]	5.7	1.4	0.9	0.4	1.8	3.4	3.5	5.0
Avg. Stride Freq. [Hz]	2.2	2.3	2.2	2.2	2.2	2.2	2.3	2.2
Avg. Stride Length [m]	6.2	7.9	7.9	7.8	7.7	7.6	7.4	7.1



- [] Ranking at each section and finish
- .-.- No data available at this section
- NA No data available



Horse/Jockey Name	Maria
Final Rank	8
Fastest Section Time (Section)	0:11.40 (1200m)
Top Speed [km/h] (Section)	64.9 (1200m)
Race State	Finished

AUCKLAND
THOROUGHBRED
RACING
SINCE 1874

Pukekohe Park NZ Professional

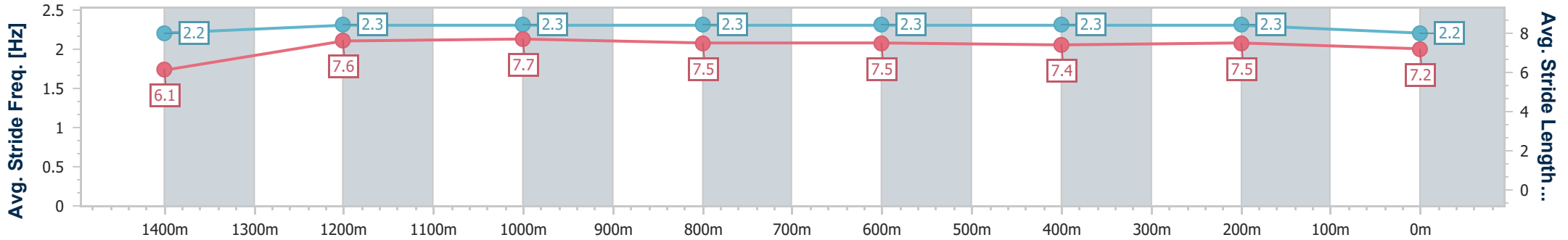
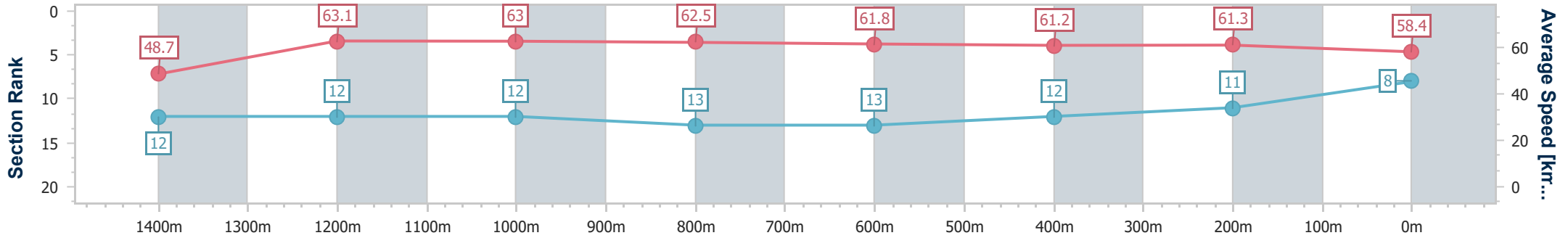
Race 2: BARFOOT & THOMPSON 1600 - 1600m

09 December 2023 - 12:55

Track Rating: Soft 5, Weather: Fine, Rail Position: +6m

PUKEKOHE
PARK

Section	Overall	1400m	1200m	1000m	800m	600m	400m	200m
Section Times	1:36.84 [8] (0:14.83)	1:22.01 [12] (0:11.41)	1:10.60 [12] (0:11.40)	0:59.20 [12] (0:11.48)	0:47.72 [13] (0:11.75)	0:35.97 [13] (0:11.84)	0:24.13 [12] (0:11.78)	0:12.35 [11] (0:12.35)
Average Speed [km/h]	48.7	63.1	63.0	62.5	61.8	61.2	61.3	58.4
Top Speed [km/h]	64.1	64.9	64.9	63.2	64.3	63.5	63.9	59.1
Avg. Dist. to Rail [m]	6.4	0.7	1.8	1.0	1.4	2.3	4.4	4.5
Avg. Stride Freq. [Hz]	2.2	2.3	2.3	2.3	2.3	2.3	2.3	2.2
Avg. Stride Length [m]	6.1	7.6	7.7	7.5	7.5	7.4	7.5	7.2



- [] Ranking at each section and finish
- .-.- No data available at this section
- NA No data available



Horse/Jockey Name	Sandoku
Final Rank	9
Fastest Section Time (Section)	0:11.02 (1400m)
Top Speed [km/h] (Section)	67.3 (1400m)
Race State	Finished

AUCKLAND
THOROUGHBRED
RACING
SINCE 1874

Pukekohe Park NZ Professional

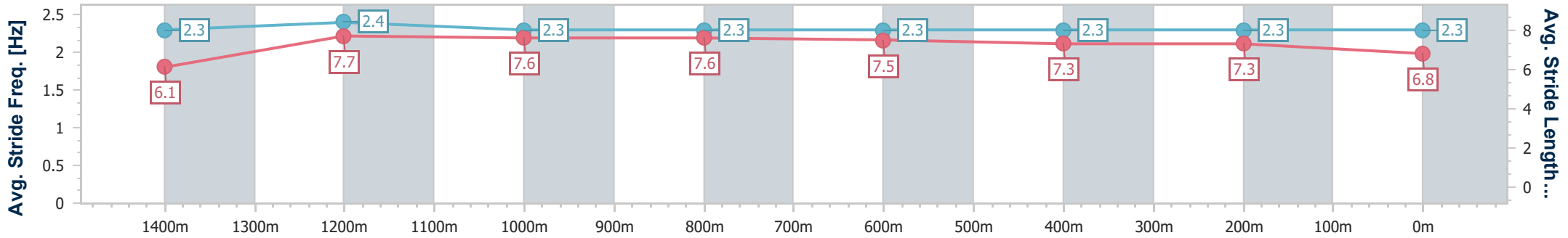
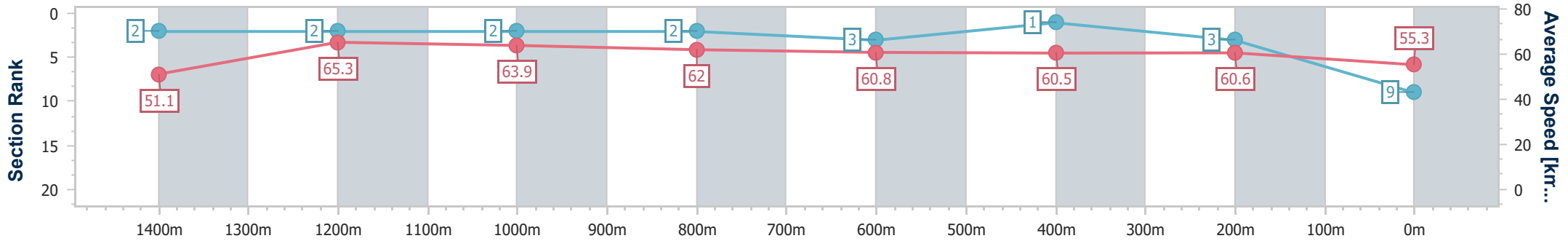
Race 2: BARFOOT & THOMPSON 1600 - 1600m

09 December 2023 - 12:55

Track Rating: Soft 5, Weather: Fine, Rail Position: +6m

PUKEKOHE
PARK

Section	Overall	1400m	1200m	1000m	800m	600m	400m	200m
Section Times	1:36.85 [9] (0:14.12)	1:22.73 [2] (0:11.02)	1:11.71 [2] (0:11.26)	1:00.45 [2] (0:11.60)	0:48.85 [2] (0:11.95)	0:36.90 [3] (0:12.02)	0:24.88 [1] (0:11.89)	0:12.99 [3] (0:12.99)
Average Speed [km/h]	51.1	65.3	63.9	62.0	60.8	60.5	60.6	55.3
Top Speed [km/h]	66.7	67.3	64.9	63.3	62.7	61.8	62.8	57.3
Avg. Dist. to Rail [m]	8.0	0.7	0.2	0.4	1.4	3.2	0.9	1.7
Avg. Stride Freq. [Hz]	2.3	2.4	2.3	2.3	2.3	2.3	2.3	2.3
Avg. Stride Length [m]	6.1	7.7	7.6	7.6	7.5	7.3	7.3	6.8



- [] Ranking at each section and finish
- .-.- No data available at this section
- NA No data available



Horse/Jockey Name	Muscovado
Final Rank	10
Fastest Section Time (Section)	0:11.05 (1400m)
Top Speed [km/h] (Section)	67.2 (1400m)
Race State	Finished

AUCKLAND
THOROUGHBRED
RACING
SINCE 1874

Pukekohe Park NZ Professional

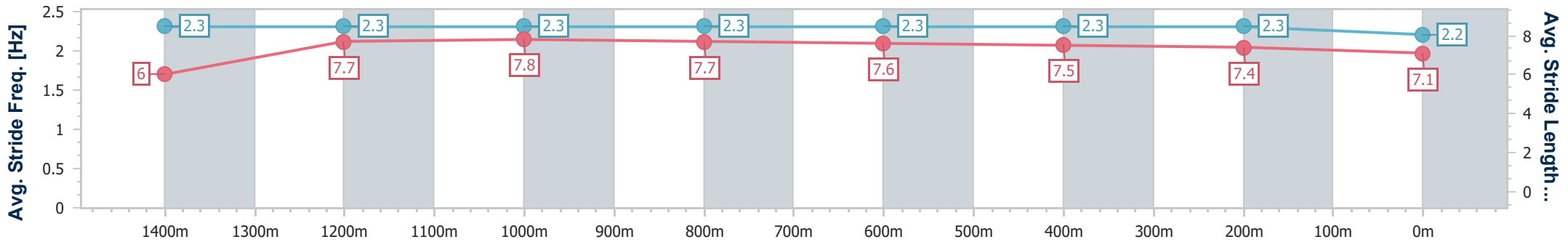
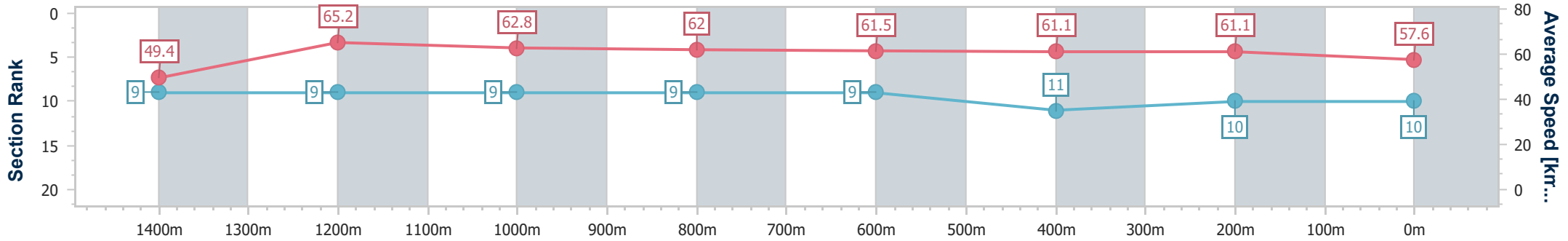
Race 2: BARFOOT & THOMPSON 1600 - 1600m

09 December 2023 - 12:55

Track Rating: Soft 5, Weather: Fine, Rail Position: +6m

PUKEKOHE
PARK

Section	Overall	1400m	1200m	1000m	800m	600m	400m	200m
Section Times	1:36.91 [10] (0:14.59)	1:22.32 [9] (0:11.05)	1:11.27 [9] (0:11.46)	0:59.81 [9] (0:11.69)	0:48.12 [9] (0:11.85)	0:36.27 [9] (0:11.95)	0:24.32 [11] (0:11.77)	0:12.55 [10] (0:12.55)
Average Speed [km/h]	49.4	65.2	62.8	62.0	61.5	61.1	61.1	57.6
Top Speed [km/h]	66.3	67.2	64.5	63.3	63.8	62.0	62.9	60.0
Avg. Dist. to Rail [m]	7.2	2.7	1.4	1.1	2.2	3.8	6.0	5.2
Avg. Stride Freq. [Hz]	2.3	2.3	2.3	2.3	2.3	2.3	2.3	2.2
Avg. Stride Length [m]	6.0	7.7	7.8	7.7	7.6	7.5	7.4	7.1



- [] Ranking at each section and finish
- .-.- No data available at this section
- NA No data available



Horse/Jockey Name	Windsor Castle
Final Rank	11
Fastest Section Time (Section)	0:10.90 (1400m)
Top Speed [km/h] (Section)	68.7 (Overall)
Race State	Finished

AUCKLAND
THOROUGHBRED
RACING
SINCE 1874

Pukekohe Park NZ Professional

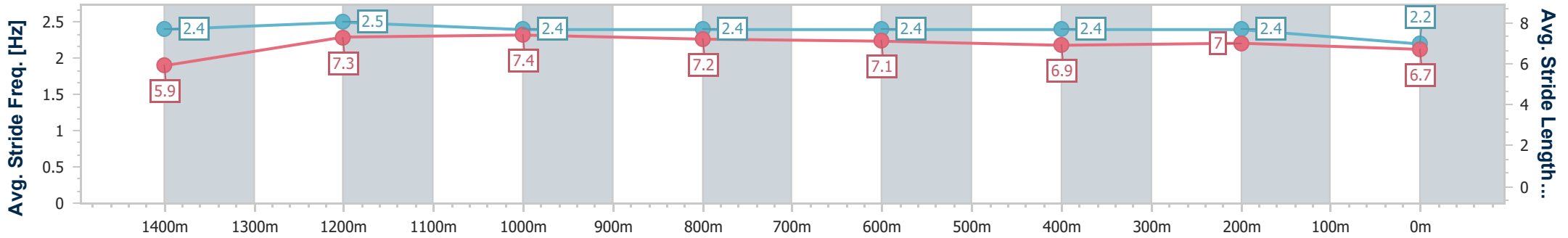
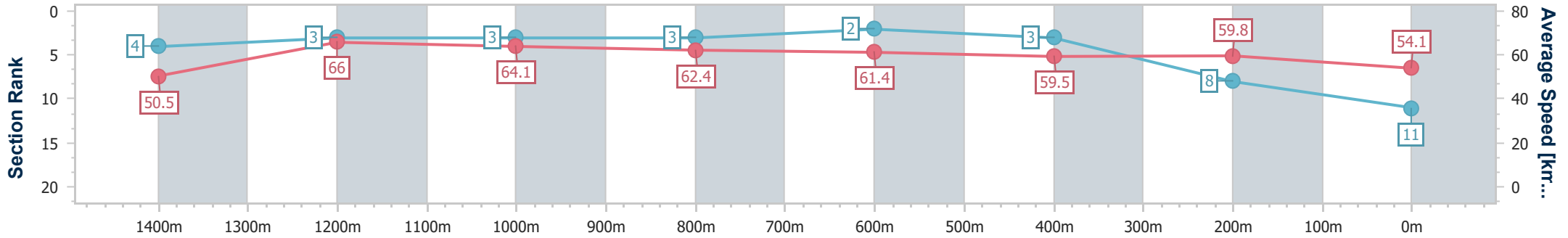
Race 2: BARFOOT & THOMPSON 1600 - 1600m

09 December 2023 - 12:55

Track Rating: Soft 5, Weather: Fine, Rail Position: +6m

PUKEKOHE
PARK

Section	Overall	1400m	1200m	1000m	800m	600m	400m	200m
Section Times	1:37.55 [11] (0:14.26)	1:23.29 [4] (0:10.90)	1:12.39 [3] (0:11.29)	1:01.10 [3] (0:11.60)	0:49.50 [3] (0:11.85)	0:37.65 [2] (0:12.24)	0:25.41 [3] (0:12.05)	0:13.36 [8]
Average Speed [km/h]	50.5	66.0	64.1	62.4	61.4	59.5	59.8	54.1
Top Speed [km/h]	68.7	68.1	65.3	63.5	62.2	61.6	61.5	57.0
Avg. Dist. to Rail [m]	9.7	2.8	2.1	1.3	1.7	3.8	4.7	3.3
Avg. Stride Freq. [Hz]	2.4	2.5	2.4	2.4	2.4	2.4	2.4	2.2
Avg. Stride Length [m]	5.9	7.3	7.4	7.2	7.1	6.9	7.0	6.7





Horse/Jockey Name	Sunningdale
Final Rank	12
Fastest Section Time (Section)	0:11.30 (1400m)
Top Speed [km/h] (Section)	65.7 (1400m)
Race State	Finished

AUCKLAND
THOROUGHBRED
RACING
SINCE 1874

Pukekohe Park NZ Professional

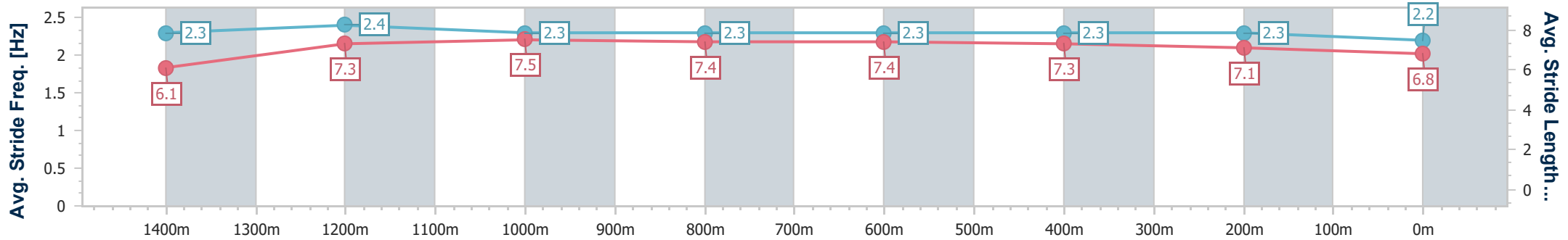
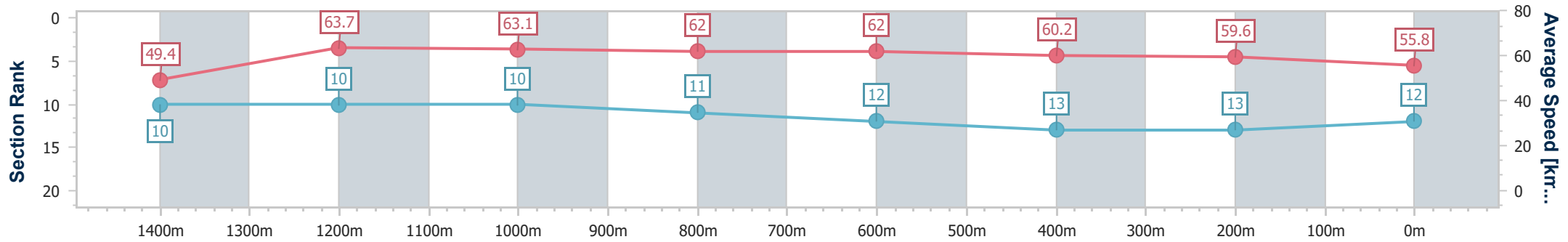
Race 2: BARFOOT & THOMPSON 1600 - 1600m

09 December 2023 - 12:55

Track Rating: Soft 5, Weather: Fine, Rail Position: +6m

PUKEKOHE
PARK

Section	Overall	1400m	1200m	1000m	800m	600m	400m	200m
Section Times	1:37.88 [12] (0:14.61)	1:23.27 [10] (0:11.30)	1:11.97 [10] (0:11.38)	1:00.59 [10] (0:11.69)	0:48.90 [11] (0:11.78)	0:37.12 [12] (0:12.09)	0:25.03 [13] (0:12.07)	0:12.96 [13] (0:12.96)
Average Speed [km/h]	49.4	63.7	63.1	62.0	62.0	60.2	59.6	55.8
Top Speed [km/h]	64.4	65.7	65.5	63.5	63.3	61.9	62.1	58.2
Avg. Dist. to Rail [m]	8.5	2.9	1.7	1.1	2.1	3.8	6.1	2.6
Avg. Stride Freq. [Hz]	2.3	2.4	2.3	2.3	2.3	2.3	2.3	2.2
Avg. Stride Length [m]	6.1	7.3	7.5	7.4	7.4	7.3	7.1	6.8



- [] Ranking at each section and finish
- .-.- No data available at this section
- NA No data available



Horse/Jockey Name	Beau Ondago
Final Rank	13
Fastest Section Time (Section)	0:11.44 (1400m)
Top Speed [km/h] (Section)	65.8 (1400m)
Race State	Finished

AUCKLAND
THOROUGHBRED
RACING
SINCE 1874

Pukekohe Park NZ Professional

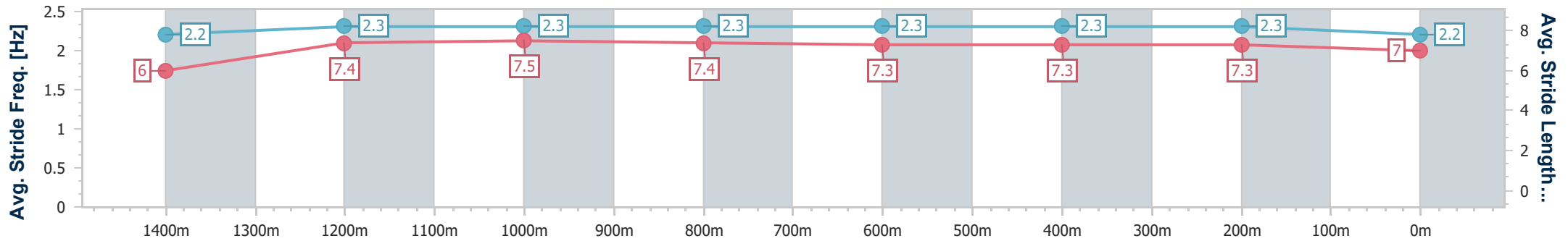
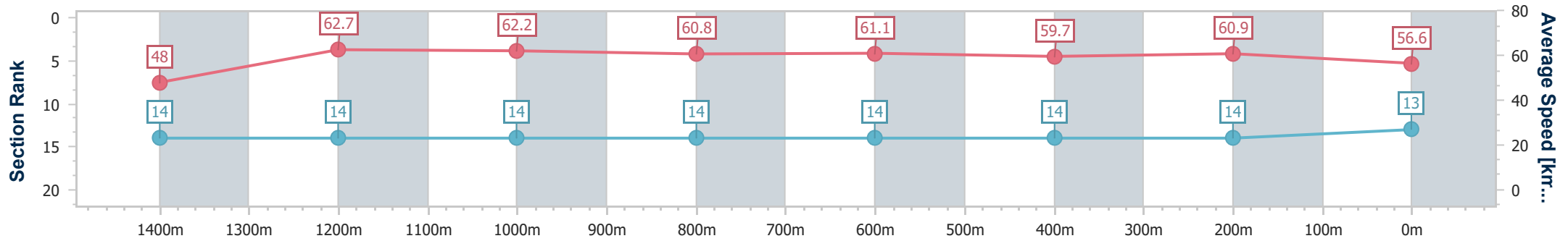
Race 2: BARFOOT & THOMPSON 1600 - 1600m

09 December 2023 - 12:55

Track Rating: Soft 5, Weather: Fine, Rail Position: +6m

PUKEKOHE
PARK

Section	Overall	1400m	1200m	1000m	800m	600m	400m	200m
Section Times	1:38.00 [13] (0:15.01)	1:22.99 [14] (0:11.44)	1:11.55 [14] (0:11.58)	0:59.97 [14] (0:11.62)	0:48.35 [14] (0:11.73)	0:36.62 [14] (0:12.10)	0:24.52 [14] (0:11.81)	0:12.71 [14] (0:12.71)
Average Speed [km/h]	48.0	62.7	62.2	60.8	61.1	59.7	60.9	56.6
Top Speed [km/h]	63.5	65.8	64.6	61.9	62.5	61.6	62.4	59.4
Avg. Dist. to Rail [m]	2.1	1.0	2.3	2.7	1.5	0.8	0.4	0.7
Avg. Stride Freq. [Hz]	2.2	2.3	2.3	2.3	2.3	2.3	2.3	2.2
Avg. Stride Length [m]	6.0	7.4	7.5	7.4	7.3	7.3	7.3	7.0



- [] Ranking at each section and finish
- .-.- No data available at this section
- NA No data available



Horse/Jockey Name	Our Big Boy
Final Rank	14
Fastest Section Time (Section)	0:11.07 (1400m)
Top Speed [km/h] (Section)	68.5 (Overall)
Race State	Finished

AUCKLAND
THOROUGHBRED
RACING
SINCE 1874

Pukekohe Park NZ Professional

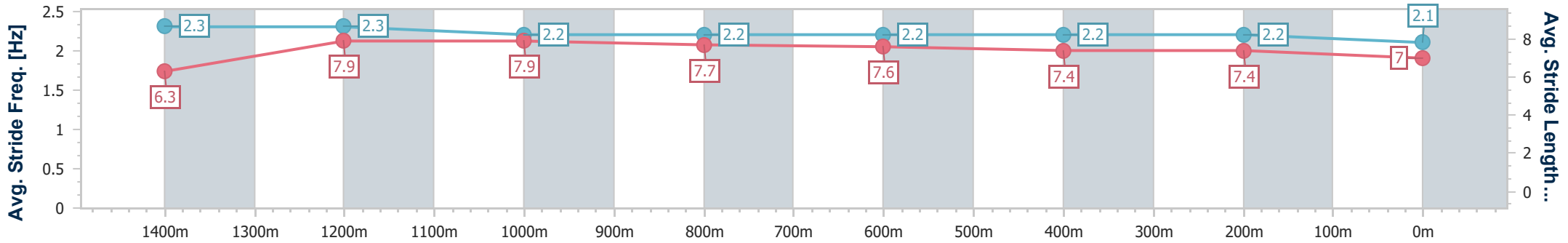
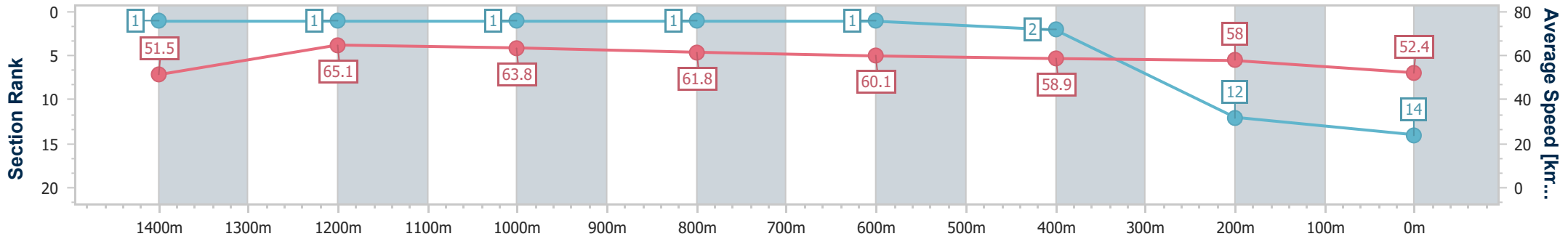
Race 2: BARFOOT & THOMPSON 1600 - 1600m

09 December 2023 - 12:55

Track Rating: Soft 5, Weather: Fine, Rail Position: +6m

PUKEKOHE
PARK

Section	Overall	1400m	1200m	1000m	800m	600m	400m	200m
Section Times	1:38.30 [14] (0:13.99)	1:24.31 [1] (0:11.07)	1:13.24 [1] (0:11.27)	1:01.97 [1] (0:11.55)	0:50.42 [1] (0:12.00)	0:38.42 [1] (0:12.22)	0:26.20 [2] (0:12.40)	0:13.80 [12] (0:13.80)
Average Speed [km/h]	51.5	65.1	63.8	61.8	60.1	58.9	58.0	52.4
Top Speed [km/h]	68.5	68.1	65.0	63.2	60.9	60.0	59.9	56.3
Avg. Dist. to Rail [m]	4.3	1.1	2.7	1.9	0.6	0.4	1.5	2.2
Avg. Stride Freq. [Hz]	2.3	2.3	2.2	2.2	2.2	2.2	2.2	2.1
Avg. Stride Length [m]	6.3	7.9	7.9	7.7	7.6	7.4	7.4	7.0



- [] Ranking at each section and finish
- .-.- No data available at this section
- NA No data available