

Track Rating: Soft 5, Weather: Fine, Rail Position: +3m

Section												Last 600m	
Field Times												0:33.53	
	Overall	1200m	1000m	800m	600m	400m							
	1:23.16 (0:14.23)	1:08.93 (0:11.50)	0:57.43 (0:12.04)	0:45.39 (0:11.86)	0:33.53 (0:11.25)	0:22.28 (0:10.87)							
Rank	TAB	Horse/Jockey	Barrier	Top Speed [km/h]	Fastest Section							Distance Travelled [m]	
1	1	CAMPIONESSA Matthew Cameron	2	70.3 400m	0:10.54 400m	1:23.16 [1] (0:14.87)	1:08.29 [6] (0:11.68)	0:56.61 [7] (0:11.81)	0:44.80 [6] (0:11.80)	0:33.00 [6] (0:11.05)	0:21.95 [5] (0:10.54)	0:33.00	
2	5	FARAGLIONI Jonathan Riddell	5	69.5 400m	0:10.58 400m	1:23.23 [2] (0:14.58)	1:08.65 [2] (0:11.56)	0:57.09 [5] (0:11.95)	0:45.14 [4] (0:11.95)	0:33.19 [5] (0:11.22)	0:21.97 [6] (0:10.58)	0:33.19	+12
3	3	MALT TIME Vincent Colgan	3	70.2 400m	0:10.57 400m	1:23.44 [3] (0:14.91)	1:08.53 [7] (0:11.71)	0:56.82 [8] (0:12.06)	0:44.76 [9] (0:11.67)	0:33.09 [9] (0:11.14)	0:21.95 [9] (0:10.57)	0:33.09	+11
4	8	SANIBEL Ryan Elliot	4	70.1 400m	0:10.54 400m	1:23.53 [4] (0:15.36)	1:08.17 [11] (0:11.51)	0:56.66 [11] (0:11.83)	0:44.83 [10] (0:11.72)	0:33.11 [10] (0:11.31)	0:21.80 [11] (0:10.54)	0:33.11	+5
5	10	HASSTOBEFAST Masahiro Hashizume	1	67.9 400m	0:10.73 400m	1:23.55 [5] (0:14.65)	1:08.90 [4] (0:11.48)	0:57.42 [4] (0:11.83)	0:45.59 [3] (0:11.96)	0:33.63 [3] (0:11.13)	0:22.50 [4] (0:10.73)	0:33.63	+8
6	2	OUR ALLEY CAT Michael McNab	8	68.3 400m	0:10.69 400m	1:23.89 [6] (0:15.05)	1:08.84 [9] (0:11.65)	0:57.19 [9] (0:12.02)	0:45.17 [11] (0:11.83)	0:33.34 [11] (0:11.05)	0:22.29 [10] (0:10.69)	0:33.34	+12
7	11	IMPRESA Samantha Spratt	11	68.5 400m	0:10.86 400m	1:23.94 [7] (0:14.59)	1:09.35 [3] (0:11.43)	0:57.92 [2] (0:11.79)	0:46.13 [2] (0:11.82)	0:34.31 [1] (0:11.32)	0:22.99 [2] (0:10.86)	0:34.31	+7
8	7	FONTEYN Jasmine Fawcett	9	67.8 400m	0:10.92 400m	1:23.94 [8] (0:14.23)	1:09.71 [1] (0:11.50)	0:58.21 [1] (0:12.04)	0:46.17 [1] (0:11.93)	0:34.24 [2] (0:11.18)	0:23.06 [1] (0:10.92)	0:34.24	+6
9	4	TEVERE Joe Doyle	7	68.8 400m	0:10.86 400m	1:23.97 [9] (0:14.74)	1:09.23 [5] (0:11.78)	0:57.45 [6] (0:11.87)	0:45.58 [7] (0:11.77)	0:33.81 [7] (0:11.15)	0:22.66 [7] (0:10.86)	0:33.81	+4
10	6	WOLVERINE Owen Bosson	12	68.0 600m	0:10.88 400m	1:23.99 [10] (0:14.92)	1:09.07 [8] (0:11.21)	0:57.86 [3] (0:12.08)	0:45.78 [5] (0:11.78)	0:34.00 [4] (0:11.01)	0:22.99 [3] (0:10.88)	0:34.00	+15

Track Rating: Soft 5, Weather: Fine, Rail Position: +3m

Section	Overall	1200m	1000m	800m	600m	400m	Last 600m
Field Times	1:23.16 (0:14.23)	1:08.93 (0:11.50)	0:57.43 (0:12.04)	0:45.39 (0:11.86)	0:33.53 (0:11.25)	0:22.28 (0:10.87)	0:33.53

Rank	TAB	Horse/Jockey	Barrier	Top Speed [km/h]	Fastest Section	Overall	1200m	1000m	800m	600m	400m	Last 600m	Distance Travelled [m]
11	12	DODDLE	10	68.3	0:10.90	1:24.04 [11]	1:08.87 [10]	0:57.26 [10]	0:45.50 [8]	0:33.73 [8]	0:22.60 [8]	0:33.73	+8
		Kazuya Asano		400m	400m	(0:15.17)	(0:11.61)	(0:11.76)	(0:11.77)	(0:11.13)	(0:10.90)		
12	9	FLAMEBIRD	6	70.1	0:10.41	1:24.25 [12]	1:08.59 [12]	0:56.85 [12]	0:45.20 [12]	0:33.69 [12]	0:22.33 [12]	0:33.69	+1
		Warren Kennedy		400m	400m	(0:15.66)	(0:11.74)	(0:11.65)	(0:11.51)	(0:11.36)	(0:10.41)		

Track Rating: Soft 5, Weather: Fine, Rail Position: +3m

Section				200m				Last 600m	
Field Times				0:11.41		(0:11.41)		0:33.53	
Rank	TAB	Horse/Jockey	Barrier	Top Speed [km/h]	Fastest Section	Margin			Distance Travelled [m]
1	1	CAMPIONESSA Matthew Cameron	2	70.3 400m	0:10.54 400m	0:11.41 [1] (0:11.41)	1:23.16		0:33.00
2	5	FARAGLIONI Jonathan Riddell	5	69.5 400m	0:10.58 400m	0:11.39 [5] (0:11.39)	0.5L		0:33.19 +12
3	3	MALT TIME Vincent Colgan	3	70.2 400m	0:10.57 400m	0:11.38 [7] (0:11.38)	1.9L		0:33.09 +11
4	8	SANIBEL Ryan Elliot	4	70.1 400m	0:10.54 400m	0:11.26 [9] (0:11.26)	2.4L		0:33.11 +5
5	10	HASSTOBEFAST Masahiro Hashizume	1	67.9 400m	0:10.73 400m	0:11.77 [2] (0:11.77)	2.6L		0:33.63 +8
6	2	OUR ALLEY CAT Michael McNab	8	68.3 400m	0:10.69 400m	0:11.60 [10] (0:11.60)	4.9L		0:33.34 +12
7	11	IMPRESA Samantha Spratt	11	68.5 400m	0:10.86 400m	0:12.13 [4] (0:12.13)	5.2L		0:34.31 +7
8	7	FONTEYN Jasmine Fawcett	9	67.8 400m	0:10.92 400m	0:12.14 [3] (0:12.14)	5.2L		0:34.24 +6
9	4	TEVERE Joe Doyle	7	68.8 400m	0:10.86 400m	0:11.80 [8] (0:11.80)	5.4L		0:33.81 +4
10	6	WOLVERINE Owen Bosson	12	68.0 600m	0:10.88 400m	0:12.11 [6] (0:12.11)	5.5L		0:34.00 +15

Track Rating: Soft 5, Weather: Fine, Rail Position: +3m

Section				200m				Last 600m		
Field Times				0:11.41 (0:11.41)				0:33.53		
Rank	TAB	Horse/Jockey	Barrier	Top Speed [km/h]	Fastest Section	Margin			Distance Travelled [m]	
11	12	DODDLE	10	68.3	0:10.90	0:11.70 [12]	5.9L		0:33.73	+8
		Kazuya Asano		400m	400m	(0:11.70)				
12	9	FLAMEBIRD	6	70.1	0:10.41	0:11.92 [11]	7.3L		0:33.69	+1
		Warren Kennedy		400m	400m	(0:11.92)				



Horse/Jockey Name	Campionessa
Final Rank	1
Fastest Section Time (Section)	0:10.54 (400m)
Top Speed [km/h] (Section)	70.3 (400m)
Race State	Finished

AUCKLAND
THOROUGHBRED
RACING
SINCE 1874

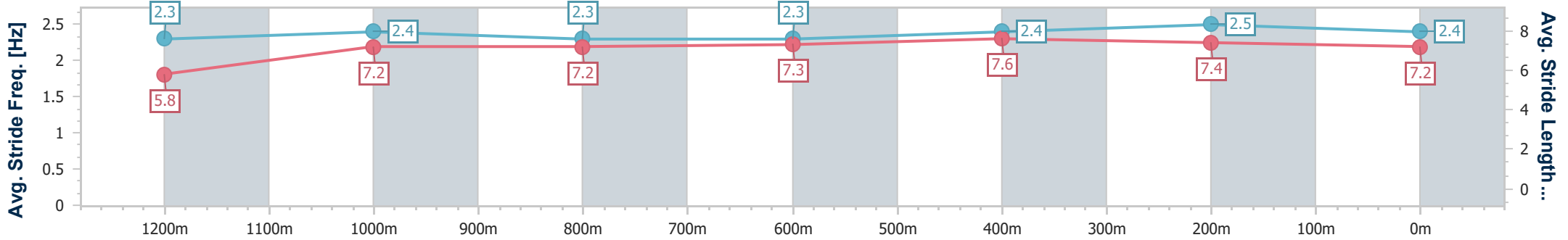
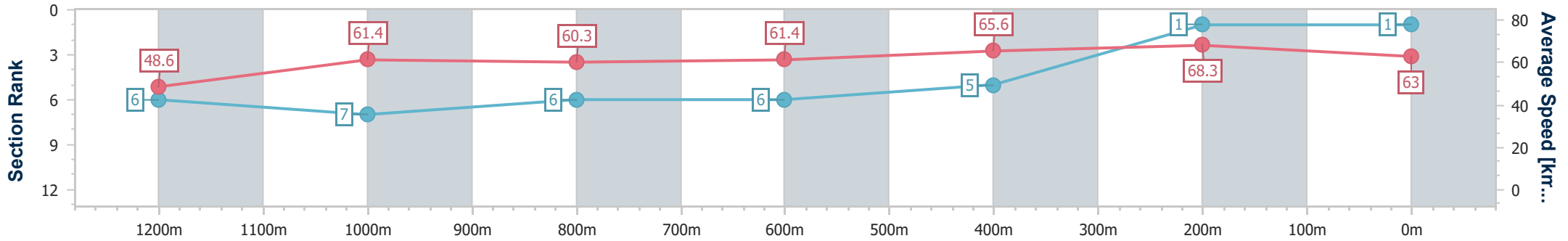
Pukekohe Park NZ Professional
Race 9: DUNSTAN HORSEFEEDS AUCKLAND
THOROUGHBRED BREEDERS' STAKES - 1400m

PUKEKOHE
PARK

25 November 2023 - 16:29

Track Rating: Soft 5, Weather: Fine, Rail Position: +3m

Section	Overall	1200m	1000m	800m	600m	400m	200m
Section Times	1:23.16 [1] (0:14.87)	1:08.29 [6] (0:11.68)	0:56.61 [7] (0:11.81)	0:44.80 [6] (0:11.80)	0:33.00 [6] (0:11.05)	0:21.95 [5] (0:10.54)	0:11.41 [1] (0:11.41)
Average Speed [km/h]	48.6	61.4	60.3	61.4	65.6	68.3	63.0
Top Speed [km/h]	60.4	62.9	61.8	64.1	69.9	70.3	65.2
Avg. Dist. to Rail [m]	1.3	2.3	1.6	0.8	1.8	0.3	1.1
Avg. Stride Freq. [Hz]	2.3	2.4	2.3	2.3	2.4	2.5	2.4
Avg. Stride Length [m]	5.8	7.2	7.2	7.3	7.6	7.4	7.2



- [] Ranking at each section and finish
- .-.- No data available at this section
- NA No data available



Horse/Jockey Name	Faraglioni
Final Rank	2
Fastest Section Time (Section)	0:10.58 (400m)
Top Speed [km/h] (Section)	69.5 (400m)
Race State	Finished

AUCKLAND
THOROUGHBRED
RACING
SINCE 1874

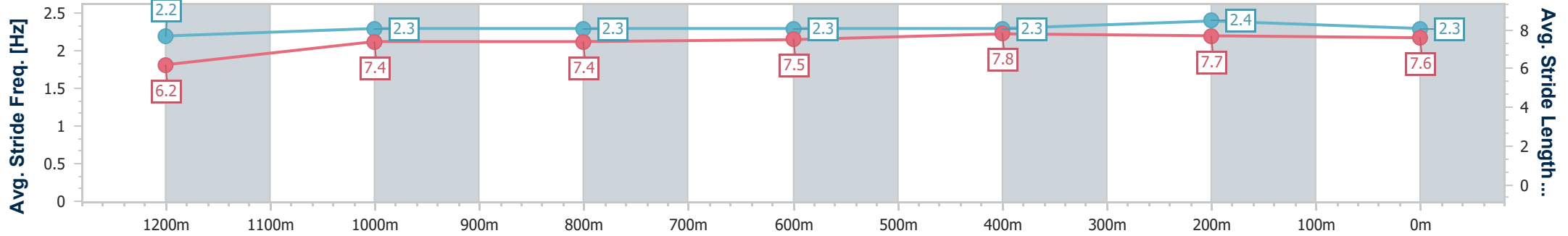
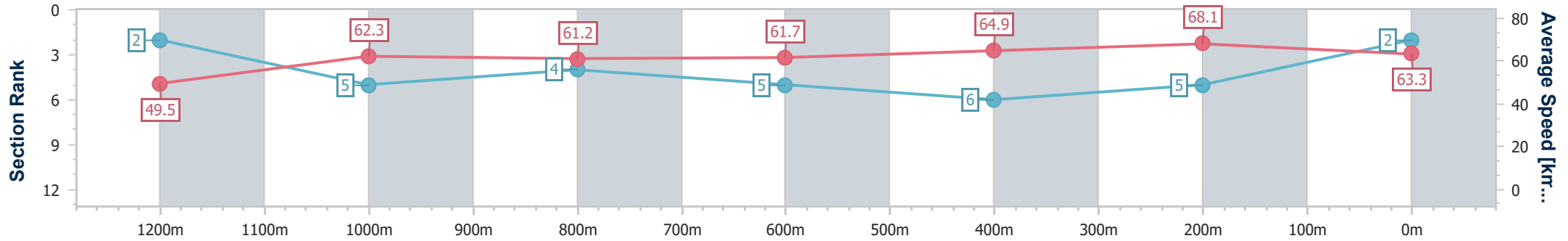
Pukekohe Park NZ Professional
Race 9: DUNSTAN HORSEFEEDS AUCKLAND
THOROUGHBRED BREEDERS' STAKES - 1400m

PUKEKOHE
PARK

25 November 2023 - 16:29

Track Rating: Soft 5, Weather: Fine, Rail Position: +3m

Section	Overall	1200m	1000m	800m	600m	400m	200m
Section Times	1:23.23 [2] (0:14.58)	1:08.65 [2] (0:11.56)	0:57.09 [5] (0:11.95)	0:45.14 [4] (0:11.95)	0:33.19 [5] (0:11.22)	0:21.97 [6] (0:10.58)	0:11.39 [5] (0:11.39)
Average Speed [km/h]	49.5	62.3	61.2	61.7	64.9	68.1	63.3
Top Speed [km/h]	62.1	63.4	62.6	62.7	68.9	69.5	66.1
Avg. Dist. to Rail [m]	5.3	2.6	3.1	4.3	3.4	4.9	4.8
Avg. Stride Freq. [Hz]	2.2	2.3	2.3	2.3	2.3	2.4	2.3
Avg. Stride Length [m]	6.2	7.4	7.4	7.5	7.8	7.7	7.6





Horse/Jockey Name	Malt Time
Final Rank	3
Fastest Section Time (Section)	0:10.57 (400m)
Top Speed [km/h] (Section)	70.2 (400m)
Race State	Finished

AUCKLAND
THOROUGHBRED
RACING
SINCE 1874

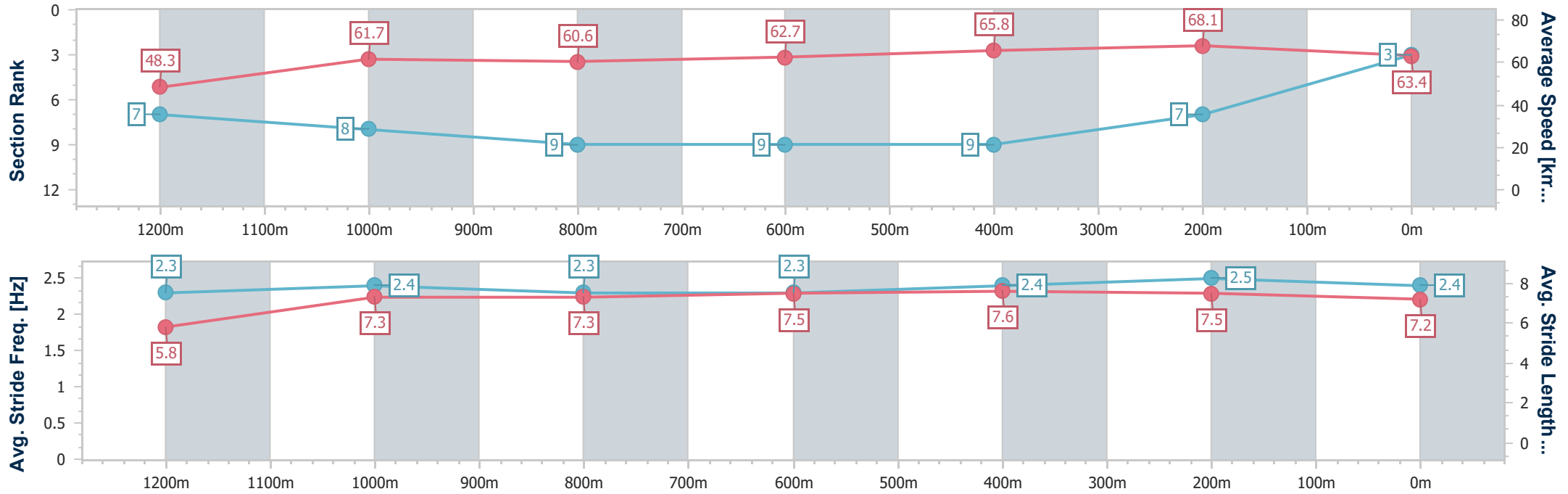
Pukekohe Park NZ Professional
Race 9: DUNSTAN HORSEFEEDS AUCKLAND
THOROUGHBRED BREEDERS' STAKES - 1400m

PUKEKOHE
PARK

25 November 2023 - 16:29

Track Rating: Soft 5, Weather: Fine, Rail Position: +3m

Section	Overall	1200m	1000m	800m	600m	400m	200m
Section Times	1:23.44 [3] (0:14.91)	1:08.53 [7] (0:11.71)	0:56.82 [8] (0:12.06)	0:44.76 [9] (0:11.67)	0:33.09 [9] (0:11.14)	0:21.95 [9] (0:10.57)	0:11.38 [7] (0:11.38)
Average Speed [km/h]	48.3	61.7	60.6	62.7	65.8	68.1	63.4
Top Speed [km/h]	63.2	63.2	62.9	65.7	68.9	70.2	65.4
Avg. Dist. to Rail [m]	4.0	2.1	3.2	2.8	5.4	12.1	11.8
Avg. Stride Freq. [Hz]	2.3	2.4	2.3	2.3	2.4	2.5	2.4
Avg. Stride Length [m]	5.8	7.3	7.3	7.5	7.6	7.5	7.2



- [] Ranking at each section and finish
- .-.- No data available at this section
- NA No data available



Horse/Jockey Name	Sanibel
Final Rank	4
Fastest Section Time (Section)	0:10.54 (400m)
Top Speed [km/h] (Section)	70.1 (400m)
Race State	Finished

AUCKLAND
THOROUGHBRED
RACING
SINCE 1874

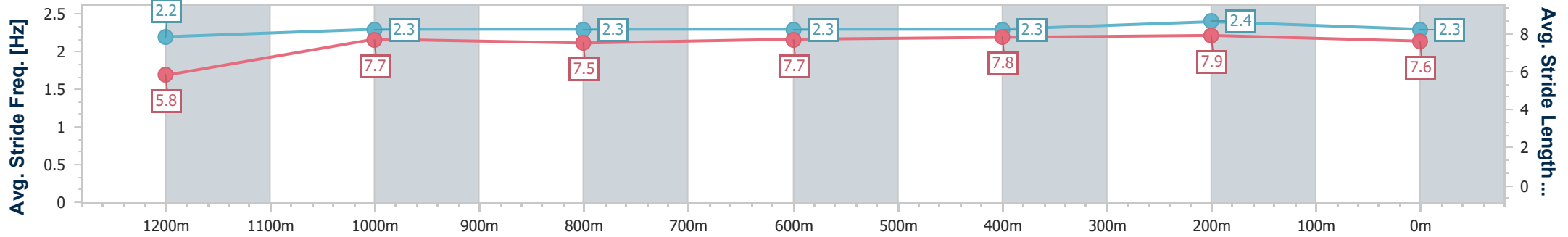
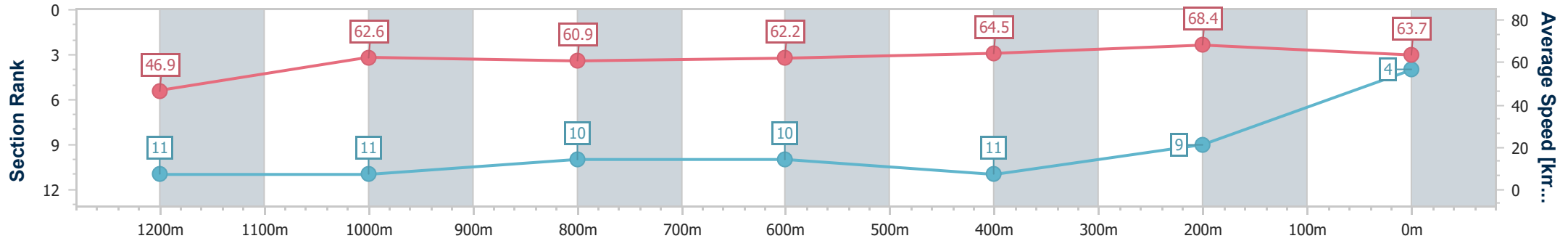
Pukekohe Park NZ Professional
Race 9: DUNSTAN HORSEFEEDS AUCKLAND
THOROUGHBRED BREEDERS' STAKES - 1400m

PUKEKOHE
PARK

25 November 2023 - 16:29

Track Rating: Soft 5, Weather: Fine, Rail Position: +3m

Section	Overall	1200m	1000m	800m	600m	400m	200m
Section Times	1:23.53 [4] (0:15.36)	1:08.17 [11] (0:11.51)	0:56.66 [11] (0:11.83)	0:44.83 [10] (0:11.72)	0:33.11 [10] (0:11.31)	0:21.80 [11] (0:10.54)	0:11.26 [9] (0:11.26)
Average Speed [km/h]	46.9	62.6	60.9	62.2	64.5	68.4	63.7
Top Speed [km/h]	61.4	64.1	62.5	63.4	67.2	70.1	66.3
Avg. Dist. to Rail [m]	3.0	0.6	1.2	1.8	4.6	7.6	3.9
Avg. Stride Freq. [Hz]	2.2	2.3	2.3	2.3	2.3	2.4	2.3
Avg. Stride Length [m]	5.8	7.7	7.5	7.7	7.8	7.9	7.6



- [] Ranking at each section and finish
- .-.- No data available at this section
- NA No data available



Horse/Jockey Name	Hasstobefast
Final Rank	5
Fastest Section Time (Section)	0:10.73 (400m)
Top Speed [km/h] (Section)	67.9 (400m)
Race State	Finished

AUCKLAND
THOROUGHBRED
RACING
SINCE 1874

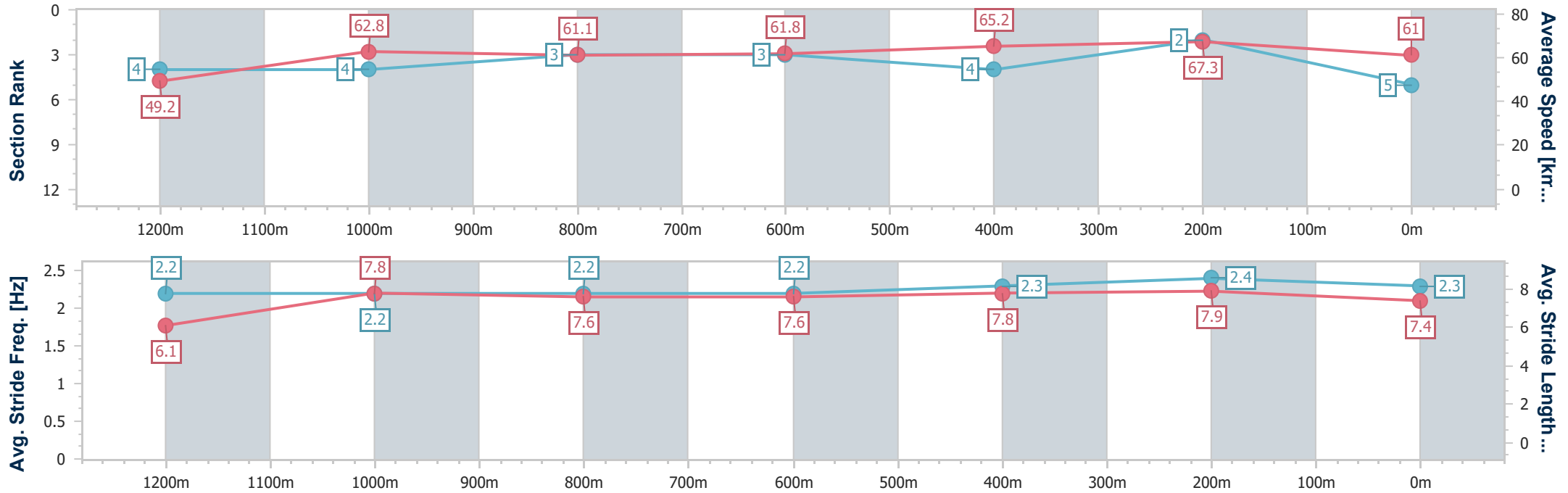
Pukekohe Park NZ Professional
Race 9: DUNSTAN HORSEFEEDS AUCKLAND
THOROUGHBRED BREEDERS' STAKES - 1400m

PUKEKOHE
PARK

25 November 2023 - 16:29

Track Rating: Soft 5, Weather: Fine, Rail Position: +3m

Section	Overall	1200m	1000m	800m	600m	400m	200m
Section Times	1:23.55 [5] (0:14.65)	1:08.90 [4] (0:11.48)	0:57.42 [4] (0:11.83)	0:45.59 [3] (0:11.96)	0:33.63 [3] (0:11.13)	0:22.50 [4] (0:10.73)	0:11.77 [2] (0:11.77)
Average Speed [km/h]	49.2	62.8	61.1	61.8	65.2	67.3	61.0
Top Speed [km/h]	62.4	63.7	62.2	63.8	67.8	67.9	65.1
Avg. Dist. to Rail [m]	0.8	1.2	1.8	3.8	2.6	4.0	3.4
Avg. Stride Freq. [Hz]	2.2	2.2	2.2	2.2	2.3	2.4	2.3
Avg. Stride Length [m]	6.1	7.8	7.6	7.6	7.8	7.9	7.4



- [] Ranking at each section and finish
- .-.- No data available at this section
- NA No data available



Horse/Jockey Name	Our Alley Cat
Final Rank	6
Fastest Section Time (Section)	0:10.69 (400m)
Top Speed [km/h] (Section)	68.3 (400m)
Race State	Finished

AUCKLAND
THOROUGHBRED
RACING
SINCE 1874

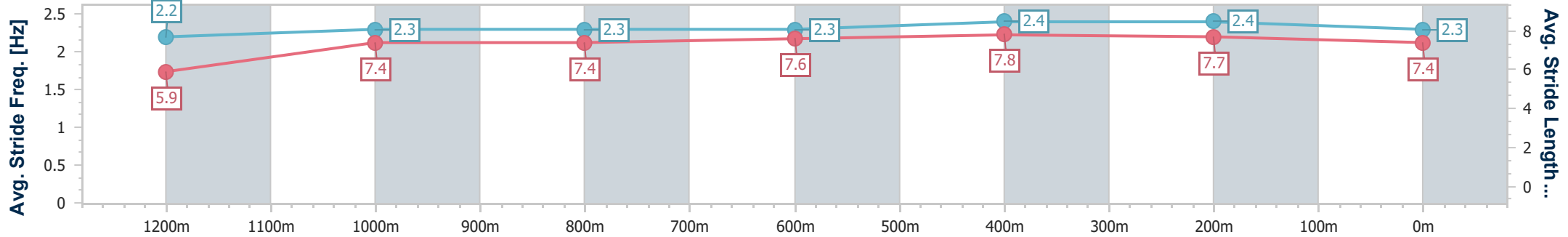
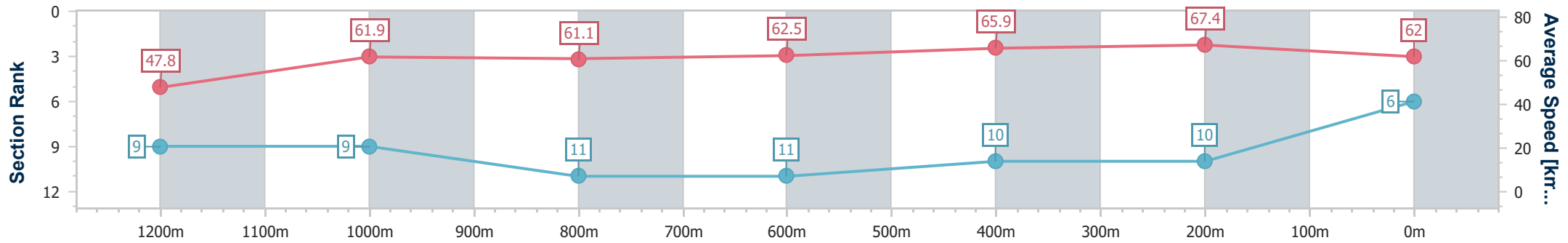
Pukekohe Park NZ Professional
Race 9: DUNSTAN HORSEFEEDS AUCKLAND
THOROUGHBRED BREEDERS' STAKES - 1400m

PUKEKOHE
PARK

25 November 2023 - 16:29

Track Rating: Soft 5, Weather: Fine, Rail Position: +3m

Section	Overall	1200m	1000m	800m	600m	400m	200m
Section Times	1:23.89 [6] (0:15.05)	1:08.84 [9] (0:11.65)	0:57.19 [9] (0:12.02)	0:45.17 [11] (0:11.83)	0:33.34 [11] (0:11.05)	0:22.29 [10] (0:10.69)	0:11.60 [10] (0:11.60)
Average Speed [km/h]	47.8	61.9	61.1	62.5	65.9	67.4	62.0
Top Speed [km/h]	61.8	64.0	62.3	64.3	68.1	68.3	66.5
Avg. Dist. to Rail [m]	7.6	2.9	3.6	4.6	3.8	9.0	8.3
Avg. Stride Freq. [Hz]	2.2	2.3	2.3	2.3	2.4	2.4	2.3
Avg. Stride Length [m]	5.9	7.4	7.4	7.6	7.8	7.7	7.4



- [] Ranking at each section and finish
- .-.- No data available at this section
- NA No data available



Horse/Jockey Name	Impresa
Final Rank	7
Fastest Section Time (Section)	0:10.86 (400m)
Top Speed [km/h] (Section)	68.5 (400m)
Race State	Finished

AUCKLAND
THOROUGHBRED
RACING
SINCE 1874

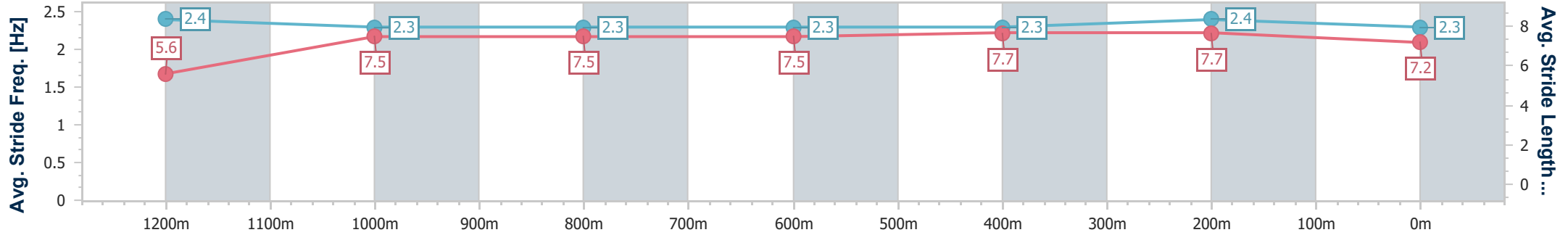
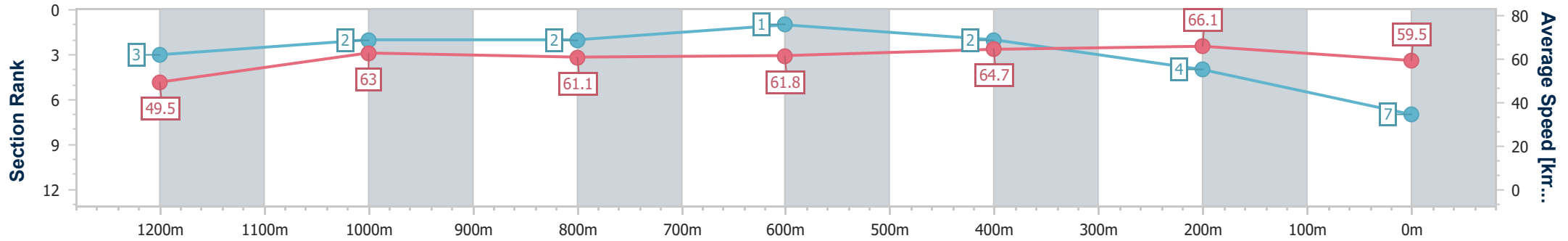
Pukekohe Park NZ Professional
Race 9: DUNSTAN HORSEFEEDS AUCKLAND
THOROUGHBRED BREEDERS' STAKES - 1400m

PUKEKOHE
PARK

25 November 2023 - 16:29

Track Rating: Soft 5, Weather: Fine, Rail Position: +3m

Section	Overall	1200m	1000m	800m	600m	400m	200m
Section Times	1:23.94 [7] (0:14.59)	1:09.35 [3] (0:11.43)	0:57.92 [2] (0:11.79)	0:46.13 [2] (0:11.82)	0:34.31 [1] (0:11.32)	0:22.99 [2] (0:10.86)	0:12.13 [4] (0:12.13)
Average Speed [km/h]	49.5	63.0	61.1	61.8	64.7	66.1	59.5
Top Speed [km/h]	64.1	64.7	62.6	63.0	67.9	68.5	63.5
Avg. Dist. to Rail [m]	7.2	1.2	0.9	2.0	5.4	6.5	5.0
Avg. Stride Freq. [Hz]	2.4	2.3	2.3	2.3	2.3	2.4	2.3
Avg. Stride Length [m]	5.6	7.5	7.5	7.5	7.7	7.7	7.2





Horse/Jockey Name	Fonteyn
Final Rank	8
Fastest Section Time (Section)	0:10.92 (400m)
Top Speed [km/h] (Section)	67.8 (400m)
Race State	Finished

AUCKLAND
THOROUGHBRED
RACING
SINCE 1874

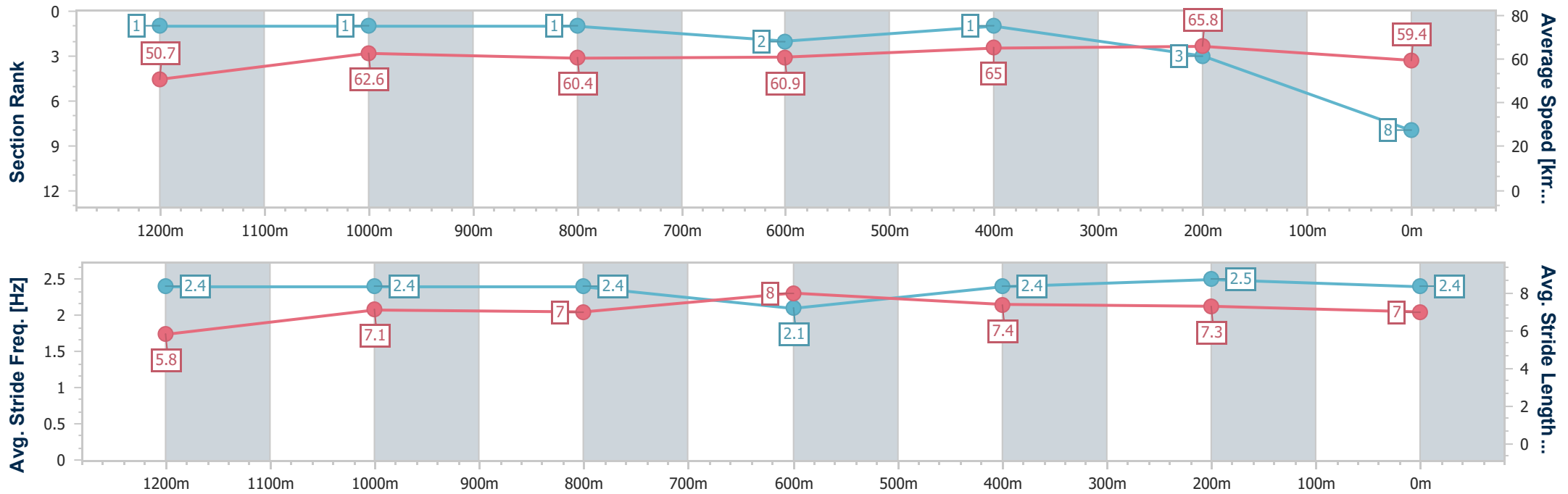
Pukekohe Park NZ Professional
Race 9: DUNSTAN HORSEFEEDS AUCKLAND
THOROUGHBRED BREEDERS' STAKES - 1400m

PUKEKOHE
PARK

25 November 2023 - 16:29

Track Rating: Soft 5, Weather: Fine, Rail Position: +3m

Section	Overall	1200m	1000m	800m	600m	400m	200m
Section Times	1:23.94 [8] (0:14.23)	1:09.71 [1] (0:11.50)	0:58.21 [1] (0:12.04)	0:46.17 [1] (0:11.93)	0:34.24 [2] (0:11.18)	0:23.06 [1] (0:10.92)	0:12.14 [3] (0:12.14)
Average Speed [km/h]	50.7	62.6	60.4	60.9	65.0	65.8	59.4
Top Speed [km/h]	63.7	64.2	61.6	62.4	66.3	67.8	63.0
Avg. Dist. to Rail [m]	7.0	1.5	1.6	2.0	2.4	4.8	4.3
Avg. Stride Freq. [Hz]	2.4	2.4	2.4	2.1	2.4	2.5	2.4
Avg. Stride Length [m]	5.8	7.1	7.0	8.0	7.4	7.3	7.0





Horse/Jockey Name	Tevere
Final Rank	9
Fastest Section Time (Section)	0:10.86 (400m)
Top Speed [km/h] (Section)	68.8 (400m)
Race State	Finished

AUCKLAND
THOROUGHBRED
RACING
SINCE 1874

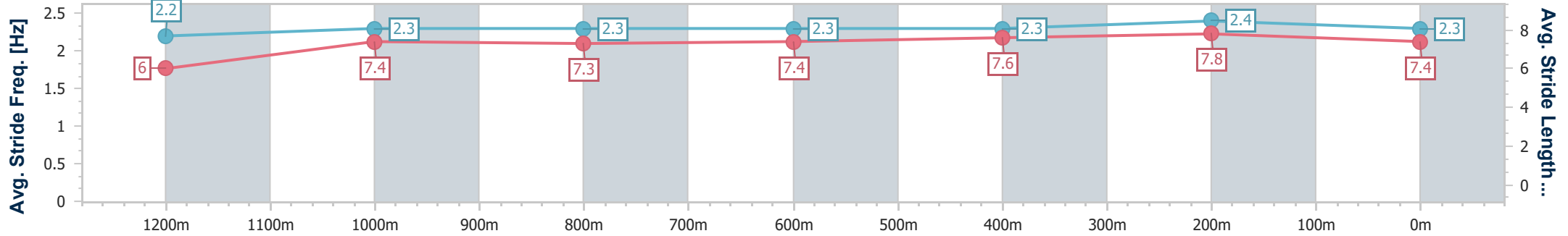
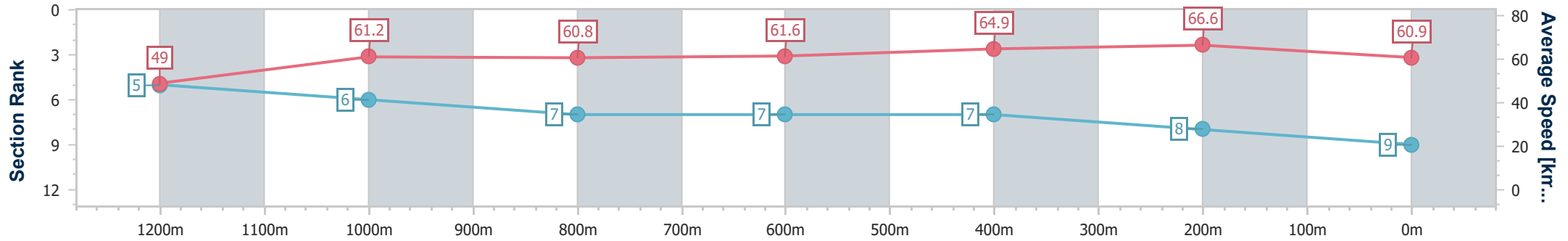
Pukekohe Park NZ Professional
Race 9: DUNSTAN HORSEFEEDS AUCKLAND
THOROUGHBRED BREEDERS' STAKES - 1400m

PUKEKOHE
PARK

25 November 2023 - 16:29

Track Rating: Soft 5, Weather: Fine, Rail Position: +3m

Section	Overall	1200m	1000m	800m	600m	400m	200m
Section Times	1:23.97 [9] (0:14.74)	1:09.23 [5] (0:11.78)	0:57.45 [6] (0:11.87)	0:45.58 [7] (0:11.77)	0:33.81 [7] (0:11.15)	0:22.66 [7] (0:10.86)	0:11.80 [8] (0:11.80)
Average Speed [km/h]	49.0	61.2	60.8	61.6	64.9	66.6	60.9
Top Speed [km/h]	62.1	62.4	62.3	64.5	67.6	68.8	63.9
Avg. Dist. to Rail [m]	3.6	1.8	0.6	1.2	2.4	8.4	8.0
Avg. Stride Freq. [Hz]	2.2	2.3	2.3	2.3	2.3	2.4	2.3
Avg. Stride Length [m]	6.0	7.4	7.3	7.4	7.6	7.8	7.4



- [] Ranking at each section and finish
- .-.- No data available at this section
- NA No data available



Horse/Jockey Name	Wolverine
Final Rank	10
Fastest Section Time (Section)	0:10.88 (400m)
Top Speed [km/h] (Section)	68.0 (600m)
Race State	Finished

AUCKLAND
THOROUGHBRED
RACING
SINCE 1874

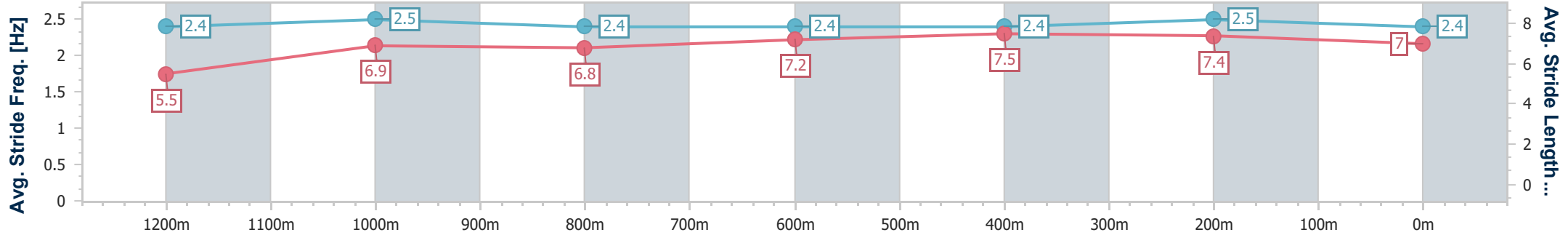
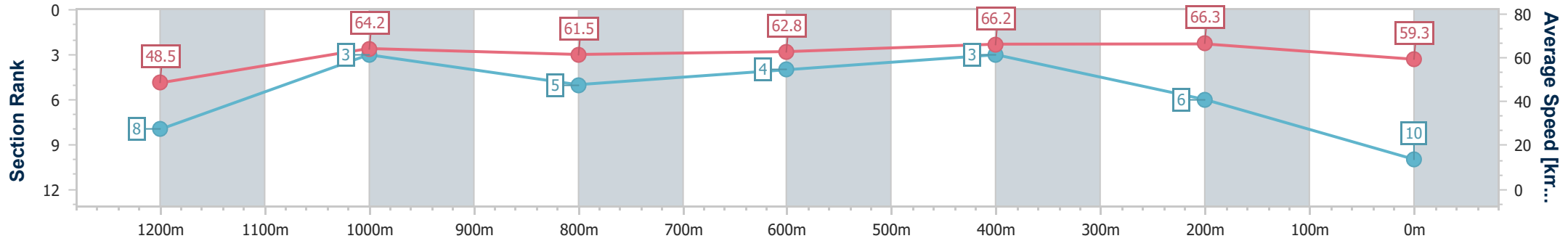
Pukekohe Park NZ Professional
Race 9: DUNSTAN HORSEFEEDS AUCKLAND
THOROUGHBRED BREEDERS' STAKES - 1400m

PUKEKOHE
PARK

25 November 2023 - 16:29

Track Rating: Soft 5, Weather: Fine, Rail Position: +3m

Section	Overall	1200m	1000m	800m	600m	400m	200m
Section Times	1:23.99 [10] (0:14.92)	1:09.07 [8] (0:11.21)	0:57.86 [3] (0:12.08)	0:45.78 [5] (0:11.78)	0:34.00 [4] (0:11.01)	0:22.99 [3] (0:10.88)	0:12.11 [6] (0:12.11)
Average Speed [km/h]	48.5	64.2	61.5	62.8	66.2	66.3	59.3
Top Speed [km/h]	65.0	66.2	63.7	64.3	68.0	67.9	64.1
Avg. Dist. to Rail [m]	18.1	8.6	5.8	4.2	4.3	8.0	7.1
Avg. Stride Freq. [Hz]	2.4	2.5	2.4	2.4	2.4	2.5	2.4
Avg. Stride Length [m]	5.5	6.9	6.8	7.2	7.5	7.4	7.0



- [] Ranking at each section and finish
- .-.- No data available at this section
- NA No data available



Horse/Jockey Name	Doddle
Final Rank	11
Fastest Section Time (Section)	0:10.90 (400m)
Top Speed [km/h] (Section)	68.3 (400m)
Race State	Finished

AUCKLAND
THOROUGHBRED
RACING
SINCE 1874

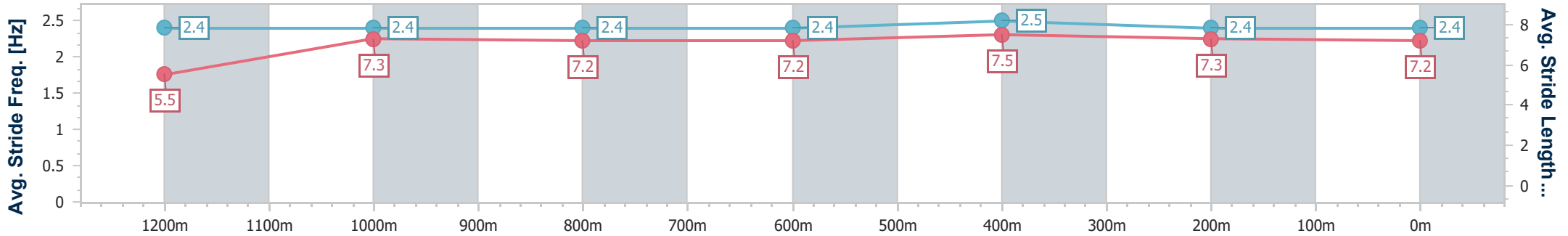
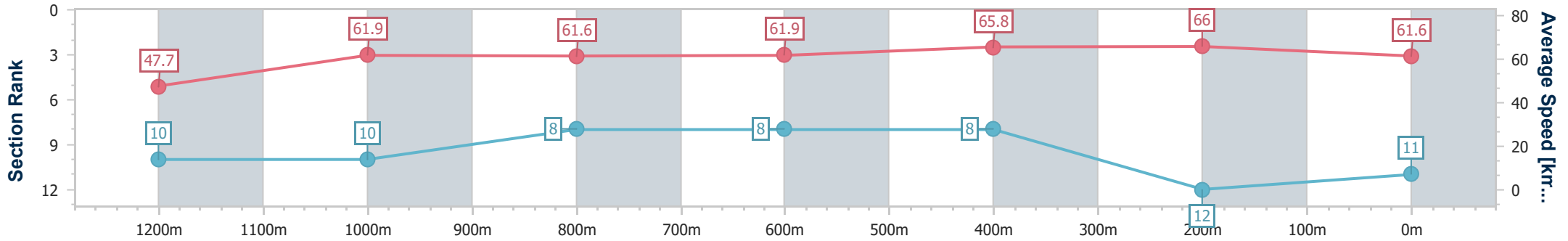
Pukekohe Park NZ Professional
Race 9: DUNSTAN HORSEFEEDS AUCKLAND
THOROUGHBRED BREEDERS' STAKES - 1400m

PUKEKOHE
PARK

25 November 2023 - 16:29

Track Rating: Soft 5, Weather: Fine, Rail Position: +3m

Section	Overall	1200m	1000m	800m	600m	400m	200m
Section Times	1:24.04 [11] (0:15.17)	1:08.87 [10] (0:11.61)	0:57.26 [10] (0:11.76)	0:45.50 [8] (0:11.77)	0:33.73 [8] (0:11.13)	0:22.60 [8] (0:10.90)	0:11.70 [12] (0:11.70)
Average Speed [km/h]	47.7	61.9	61.6	61.9	65.8	66.0	61.6
Top Speed [km/h]	60.6	63.6	64.9	63.5	67.9	68.3	66.1
Avg. Dist. to Rail [m]	5.6	2.1	1.4	2.3	4.5	6.4	5.9
Avg. Stride Freq. [Hz]	2.4	2.4	2.4	2.4	2.5	2.4	2.4
Avg. Stride Length [m]	5.5	7.3	7.2	7.2	7.5	7.3	7.2



- [] Ranking at each section and finish
- .-.- No data available at this section
- NA No data available



Horse/Jockey Name	Flamebird
Final Rank	12
Fastest Section Time (Section)	0:10.41 (400m)
Top Speed [km/h] (Section)	70.1 (400m)
Race State	Finished

AUCKLAND
THOROUGHBRED
RACING
SINCE 1874

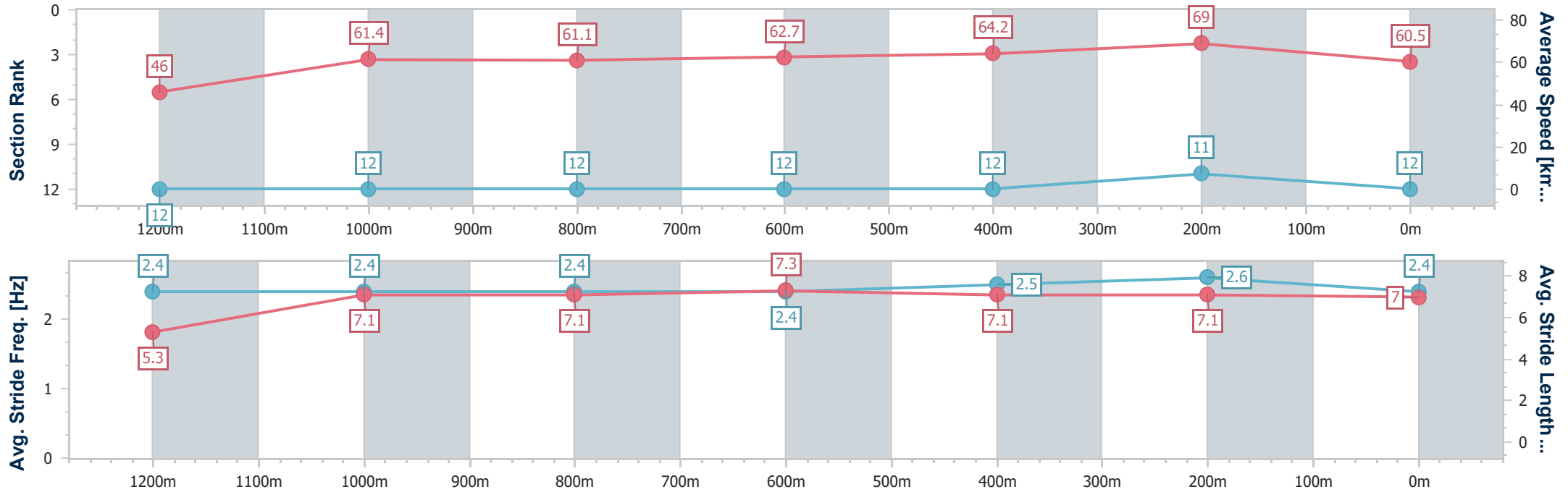
Pukekohe Park NZ Professional
Race 9: DUNSTAN HORSEFEEDS AUCKLAND
THOROUGHBRED BREEDERS' STAKES - 1400m

PUKEKOHE
PARK

25 November 2023 - 16:29

Track Rating: Soft 5, Weather: Fine, Rail Position: +3m

Section	Overall	1200m	1000m	800m	600m	400m	200m
Section Times	1:24.25 [12] (0:15.66)	1:08.59 [12] (0:11.74)	0:56.85 [12] (0:11.65)	0:45.20 [12] (0:11.51)	0:33.69 [12] (0:11.36)	0:22.33 [12] (0:10.41)	0:11.92 [11] (0:11.92)
Average Speed [km/h]	46.0	61.4	61.1	62.7	64.2	69.0	60.5
Top Speed [km/h]	60.8	62.0	62.0	64.1	67.8	70.1	67.6
Avg. Dist. to Rail [m]	1.4	2.0	2.0	0.8	2.5	3.1	0.8
Avg. Stride Freq. [Hz]	2.4	2.4	2.4	2.4	2.5	2.6	2.4
Avg. Stride Length [m]	5.3	7.1	7.1	7.3	7.1	7.1	7.0



- [] Ranking at each section and finish
- .-.- No data available at this section
- NA No data available