

Track Rating: Soft 5, Weather: Fine, Rail Position: +3m

Section	Field Times													
	Overall	2000m	1800m	1600m	1400m	1200m	1000m	Last 600m						
	2:09.44 (0:08.97)	2:00.47 (0:11.66)	1:48.81 (0:12.16)	1:36.65 (0:12.43)	1:24.22 (0:12.66)	1:11.56 (0:12.75)	0:58.81 (0:12.42)	0:34.31						
Rank	TAB	Horse/Jockey	Barrier	Top Speed [km/h]	Fastest Section									Distance Travelled [m]
1	3	ONE BOLD CAT Matthew Cameron	9	68.4 400m	0:09.89 Overall	2:09.44 [1] (0:09.89)	1:59.55 [9] (0:11.98)	1:47.57 [9] (0:12.49)	1:35.08 [9] (0:12.64)	1:22.44 [9] (0:12.39)	1:10.05 [9] (0:12.60)	0:57.45 [9] (0:12.31)	0:33.52	
2	2	AROMATIC Owen Bosson	3	67.9 400m	0:09.21 Overall	2:09.54 [2] (0:09.21)	2:00.33 [4] (0:11.91)	1:48.42 [4] (0:12.55)	1:35.87 [5] (0:12.62)	1:23.25 [5] (0:12.54)	1:10.71 [5] (0:12.60)	0:58.11 [5] (0:12.24)	0:33.84	+3
3	4	DIONYSUS James Doyle	7	67.0 400m	0:09.69 Overall	2:09.83 [3] (0:09.69)	2:00.14 [7] (0:11.76)	1:48.38 [6] (0:12.35)	1:36.03 [6] (0:12.57)	1:23.46 [6] (0:12.55)	1:10.91 [6] (0:12.51)	0:58.40 [6] (0:12.29)	0:34.09	-9
4	1	AQUACADE Warren Kennedy	1	67.3 400m	0:09.21 Overall	2:10.25 [4] (0:09.21)	2:01.04 [3] (0:11.95)	1:49.09 [5] (0:12.34)	1:36.75 [4] (0:12.52)	1:24.23 [4] (0:12.52)	1:11.71 [3] (0:12.53)	0:59.18 [4] (0:12.43)	0:34.78	-8
5	7	LEICALOT Niranjan Parmar	8	65.9 400m	0:09.81 Overall	2:10.65 [5] (0:09.81)	2:00.84 [8] (0:11.97)	1:48.87 [8] (0:12.40)	1:36.47 [8] (0:12.66)	1:23.81 [8] (0:12.39)	1:11.42 [8] (0:12.49)	0:58.93 [8] (0:12.41)	0:34.68	-6
6	9	MARGARET JEAN Samantha Spratt	6	64.9 600m	0:09.67 Overall	2:11.55 [6] (0:09.67)	2:01.88 [6] (0:11.88)	1:50.00 [7] (0:12.47)	1:37.53 [7] (0:12.58)	1:24.95 [7] (0:12.41)	1:12.54 [7] (0:12.62)	0:59.92 [7] (0:12.48)	0:35.56	+0
7	6	CAKEBYTHEOCEAN Masahiro Hashizume	5	64.9 2000m	0:09.36 Overall	2:11.59 [7] (0:09.36)	2:02.23 [5] (0:11.63)	1:50.60 [3] (0:12.34)	1:38.26 [3] (0:12.66)	1:25.60 [3] (0:12.58)	1:13.02 [4] (0:12.45)	1:00.57 [3] (0:12.32)	0:36.13	+4
8	8	EL NYMPH Lynsey Satherley	2	63.4 2000m	0:08.97 Overall	2:11.66 [8] (0:08.97)	2:02.69 [1] (0:11.66)	1:51.03 [1] (0:12.16)	1:38.87 [1] (0:12.43)	1:26.44 [1] (0:12.66)	1:13.78 [1] (0:12.75)	1:01.03 [1] (0:12.42)	0:36.53	-5
9	5	CHEVRON Ashvin Goindasamy	4	63.6 2000m	0:09.12 Overall	2:12.25 [9] (0:09.12)	2:03.13 [2] (0:11.54)	1:51.59 [2] (0:12.20)	1:39.39 [2] (0:12.44)	1:26.95 [2] (0:12.84)	1:14.11 [2] (0:12.70)	1:01.41 [2] (0:12.44)	0:36.98	-6

Track Rating: Soft 5, Weather: Fine, Rail Position: +3m

Section										Last 600m		
Field Times		800m	600m	400m	200m							
		0:46.39 (0:12.08)	0:34.31 (0:11.85)	0:22.46 (0:10.88)	0:11.58 (0:11.58)	0:34.31						
Rank	TAB	Horse/Jockey	Barrier	Top Speed [km/h]	Fastest Section					Margin	Distance Travelled [m]	
1	3	ONE BOLD CAT Matthew Cameron	9	68.4 400m	0:09.89 Overall	0:45.14 [9] (0:11.62)	0:33.52 [7] (0:11.16)	0:22.36 [5] (0:10.81)	0:11.55 [2] (0:11.55)	2:09.44	0:33.52	
2	2	AROMATIC Owen Bosson	3	67.9 400m	0:09.21 Overall	0:45.87 [5] (0:12.03)	0:33.84 [5] (0:11.30)	0:22.54 [3] (0:10.86)	0:11.68 [1] (0:11.68)	0.7L	0:33.84 +3	
3	4	DIONYSUS James Doyle	7	67.0 400m	0:09.69 Overall	0:46.11 [6] (0:12.02)	0:34.09 [6] (0:11.35)	0:22.74 [6] (0:11.00)	0:11.74 [3] (0:11.74)	2.6L	0:34.09 -9	
4	1	AQUACADE Warren Kennedy	1	67.3 400m	0:09.21 Overall	0:46.75 [4] (0:11.97)	0:34.78 [4] (0:11.51)	0:23.27 [1] (0:11.20)	0:12.07 [4] (0:12.07)	5.4L	0:34.78 -8	
5	7	LEICALOT Niranjan Parmar	8	65.9 400m	0:09.81 Overall	0:46.52 [8] (0:11.84)	0:34.68 [8] (0:11.43)	0:23.25 [8] (0:11.13)	0:12.12 [5] (0:12.12)	8L	0:34.68 -6	
6	9	MARGARET JEAN Samantha Spratt	6	64.9 600m	0:09.67 Overall	0:47.44 [7] (0:11.88)	0:35.56 [9] (0:11.41)	0:24.15 [9] (0:11.62)	0:12.53 [9] (0:12.53)	14L	0:35.56 +0	
7	6	CAKEBYTHEOCEAN Masahiro Hashizume	5	64.9 2000m	0:09.36 Overall	0:48.25 [3] (0:12.12)	0:36.13 [3] (0:11.81)	0:24.32 [7] (0:11.70)	0:12.62 [8] (0:12.62)	14.3L	0:36.13 +4	
8	8	EL NYMPH Lynsey Satherley	2	63.4 2000m	0:08.97 Overall	0:48.61 [1] (0:12.08)	0:36.53 [1] (0:11.85)	0:24.68 [1] (0:11.75)	0:12.93 [6] (0:12.93)	14.8L	0:36.53 -5	
9	5	CHEVRON Ashvin Goindasamy	4	63.6 2000m	0:09.12 Overall	0:48.97 [2] (0:11.99)	0:36.98 [2] (0:11.73)	0:25.25 [4] (0:11.90)	0:13.35 [7] (0:13.35)	18.7L	0:36.98 -6	



Horse/Jockey Name	One Bold Cat
Final Rank	1
Fastest Section Time (Section)	0:09.89 (Overall)
Top Speed [km/h] (Section)	68.4 (400m)
Race State	Finished

AUCKLAND
THOROUGHBRED
RACING
SINCE 1874

Pukekohe Park NZ Professional

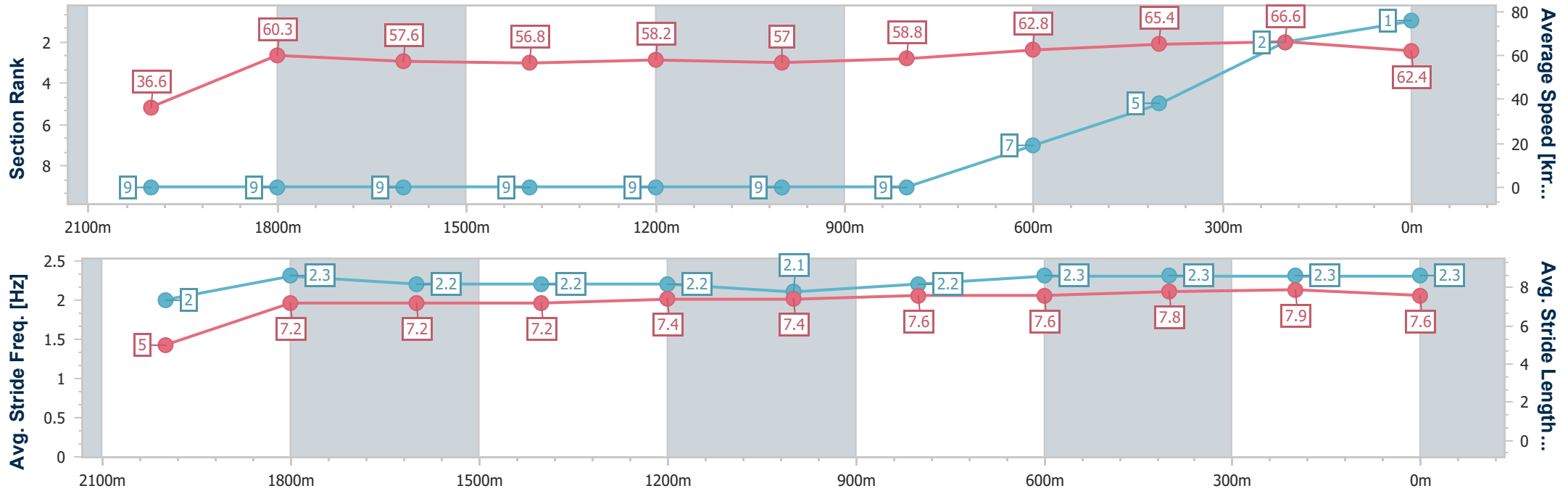
Race 8: COUNTIES CUP - 2100m

25 November 2023 - 15:54

Track Rating: Soft 5, Weather: Fine, Rail Position: +3m

PUKEKOHE
PARK

Section	Overall	2000m	1800m	1600m	1400m	1200m	1000m	800m	600m	400m	200m
Section Times	2:09.44 [1] (0:09.89)	1:59.55 [9] (0:11.98)	1:47.57 [9] (0:12.49)	1:35.08 [9] (0:12.64)	1:22.44 [9] (0:12.39)	1:10.05 [9] (0:12.60)	0:57.45 [9] (0:12.31)	0:45.14 [9] (0:11.62)	0:33.52 [7] (0:11.16)	0:22.36 [5] (0:10.81)	0:11.55 [2]
Average Speed [km/h]	36.6	60.3	57.6	56.8	58.2	57.0	58.8	62.8	65.4	66.6	62.4
Top Speed [km/h]	58.8	62.9	59.0	58.4	59.2	58.9	61.6	64.9	68.1	68.4	65.0
Avg. Dist. to Rail [m]	8.2	1.5	0.6	0.5	0.2	0.2	0.6	2.8	3.9	4.5	3.9
Avg. Stride Freq. [Hz]	2.0	2.3	2.2	2.2	2.2	2.1	2.2	2.3	2.3	2.3	2.3
Avg. Stride Length [m]	5.0	7.2	7.2	7.2	7.4	7.4	7.6	7.6	7.8	7.9	7.6



- [] Ranking at each section and finish
- .-.- No data available at this section
- NA No data available



Horse/Jockey Name	Aromatic
Final Rank	2
Fastest Section Time (Section)	0:09.21 (Overall)
Top Speed [km/h] (Section)	67.9 (400m)
Race State	Finished

AUCKLAND
THOROUGHBRED
RACING
SINCE 1874

Pukekohe Park NZ Professional

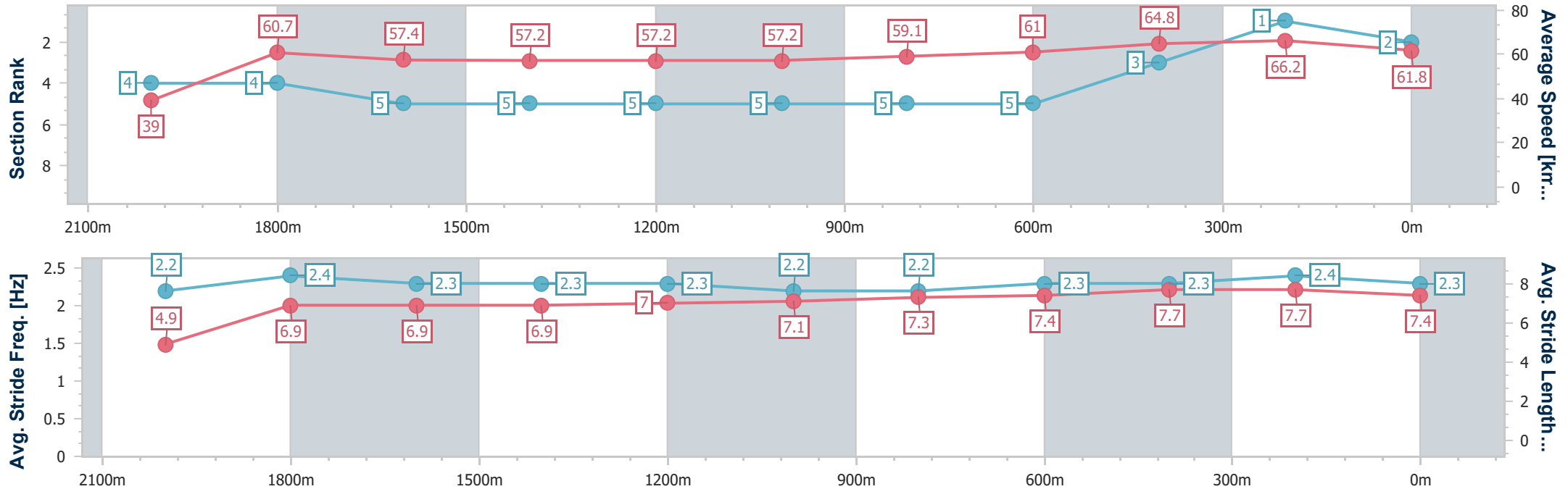
Race 8: COUNTIES CUP - 2100m

25 November 2023 - 15:54

Track Rating: Soft 5, Weather: Fine, Rail Position: +3m

PUKEKOHE
PARK

Section	Overall	2000m	1800m	1600m	1400m	1200m	1000m	800m	600m	400m	200m
Section Times	2:09.54 [2] (0:09.21)	2:00.33 [4] (0:11.91)	1:48.42 [4] (0:12.55)	1:35.87 [5] (0:12.62)	1:23.25 [5] (0:12.54)	1:10.71 [5] (0:12.60)	0:58.11 [5] (0:12.24)	0:45.87 [5] (0:12.03)	0:33.84 [5] (0:11.30)	0:22.54 [3] (0:10.86)	0:11.68 [1] (0:11.68)
Average Speed [km/h]	39.0	60.7	57.4	57.2	57.2	57.2	59.1	61.0	64.8	66.2	61.8
Top Speed [km/h]	61.1	61.9	58.5	58.2	58.6	58.3	61.2	62.8	67.9	67.9	64.1
Avg. Dist. to Rail [m]	4.7	1.4	0.5	0.9	1.1	0.9	1.0	2.9	5.1	4.8	3.3
Avg. Stride Freq. [Hz]	2.2	2.4	2.3	2.3	2.3	2.2	2.2	2.3	2.3	2.4	2.3
Avg. Stride Length [m]	4.9	6.9	6.9	6.9	7.0	7.1	7.3	7.4	7.7	7.7	7.4



- [] Ranking at each section and finish
- .-.- No data available at this section
- NA No data available



Horse/Jockey Name	Dionysus
Final Rank	3
Fastest Section Time (Section)	0:09.69 (Overall)
Top Speed [km/h] (Section)	67.0 (400m)
Race State	Finished

AUCKLAND
THOROUGHBRED
RACING
SINCE 1874

Pukekohe Park NZ Professional

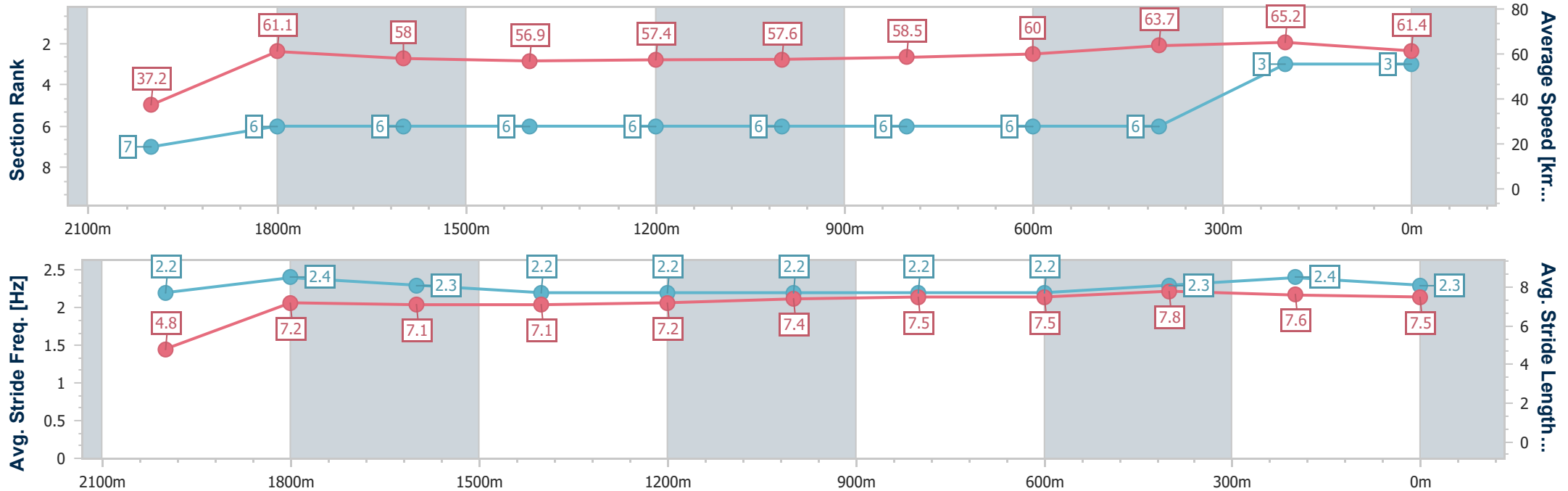
Race 8: COUNTIES CUP - 2100m

25 November 2023 - 15:54

Track Rating: Soft 5, Weather: Fine, Rail Position: +3m

PUKEKOHE
PARK

Section	Overall	2000m	1800m	1600m	1400m	1200m	1000m	800m	600m	400m	200m
Section Times	2:09.83 [3] (0:09.69)	2:00.14 [7] (0:11.76)	1:48.38 [6] (0:12.35)	1:36.03 [6] (0:12.57)	1:23.46 [6] (0:12.55)	1:10.91 [6] (0:12.51)	0:58.40 [6] (0:12.29)	0:46.11 [6] (0:12.02)	0:34.09 [6] (0:11.35)	0:22.74 [6] (0:11.00)	0:11.74 [3] (0:11.74)
Average Speed [km/h]	37.2	61.1	58.0	56.9	57.4	57.6	58.5	60.0	63.7	65.2	61.4
Top Speed [km/h]	62.6	63.6	59.5	58.1	58.7	60.0	60.0	61.7	66.4	67.0	64.1
Avg. Dist. to Rail [m]	5.0	0.5	1.0	0.8	0.4	0.7	0.3	0.4	0.7	1.2	1.1
Avg. Stride Freq. [Hz]	2.2	2.4	2.3	2.2	2.2	2.2	2.2	2.2	2.3	2.4	2.3
Avg. Stride Length [m]	4.8	7.2	7.1	7.1	7.2	7.4	7.5	7.5	7.8	7.6	7.5



- [] Ranking at each section and finish
- .-.- No data available at this section
- NA No data available



Horse/Jockey Name	Aquacade
Final Rank	4
Fastest Section Time (Section)	0:09.21 (Overall)
Top Speed [km/h] (Section)	67.3 (400m)
Race State	Finished

AUCKLAND
THOROUGHBRED
RACING
SINCE 1874

Pukekohe Park NZ Professional

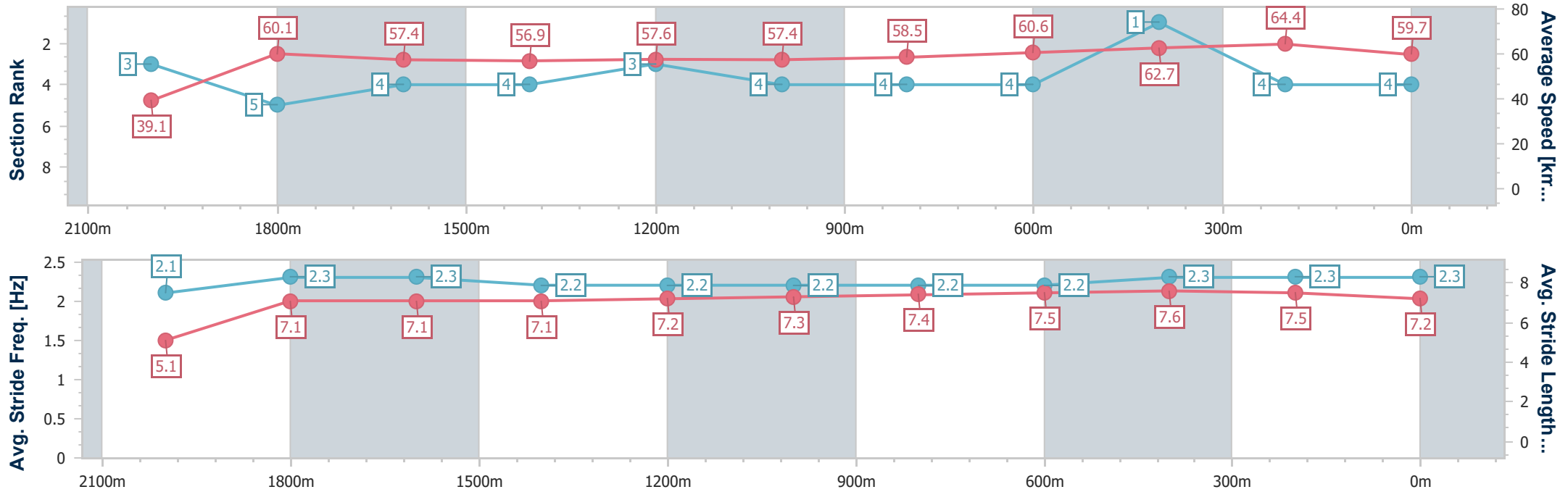
Race 8: COUNTIES CUP - 2100m

25 November 2023 - 15:54

Track Rating: Soft 5, Weather: Fine, Rail Position: +3m

PUKEKOHE
PARK

Section	Overall	2000m	1800m	1600m	1400m	1200m	1000m	800m	600m	400m	200m
Section Times	2:10.25 [4] (0:09.21)	2:01.04 [3] (0:11.95)	1:49.09 [5] (0:12.34)	1:36.75 [4] (0:12.52)	1:24.23 [4] (0:12.52)	1:11.71 [3] (0:12.53)	0:59.18 [4] (0:12.43)	0:46.75 [4] (0:11.97)	0:34.78 [4] (0:11.51)	0:23.27 [1] (0:11.20)	0:12.07 [4] (0:12.07)
Average Speed [km/h]	39.1	60.1	57.4	56.9	57.6	57.4	58.5	60.6	62.7	64.4	59.7
Top Speed [km/h]	63.3	62.9	58.4	58.4	59.2	58.9	60.1	62.2	66.1	67.3	62.1
Avg. Dist. to Rail [m]	2.8	0.8	2.9	1.5	0.5	1.0	1.4	1.6	1.7	1.7	2.0
Avg. Stride Freq. [Hz]	2.1	2.3	2.3	2.2	2.2	2.2	2.2	2.2	2.3	2.3	2.3
Avg. Stride Length [m]	5.1	7.1	7.1	7.1	7.2	7.3	7.4	7.5	7.6	7.5	7.2



- [] Ranking at each section and finish
- .-.- No data available at this section
- NA No data available



Horse/Jockey Name	Leicalot
Final Rank	5
Fastest Section Time (Section)	0:09.81 (Overall)
Top Speed [km/h] (Section)	65.9 (400m)
Race State	Finished

AUCKLAND
THOROUGHBRED
RACING
SINCE 1874

Pukekohe Park NZ Professional

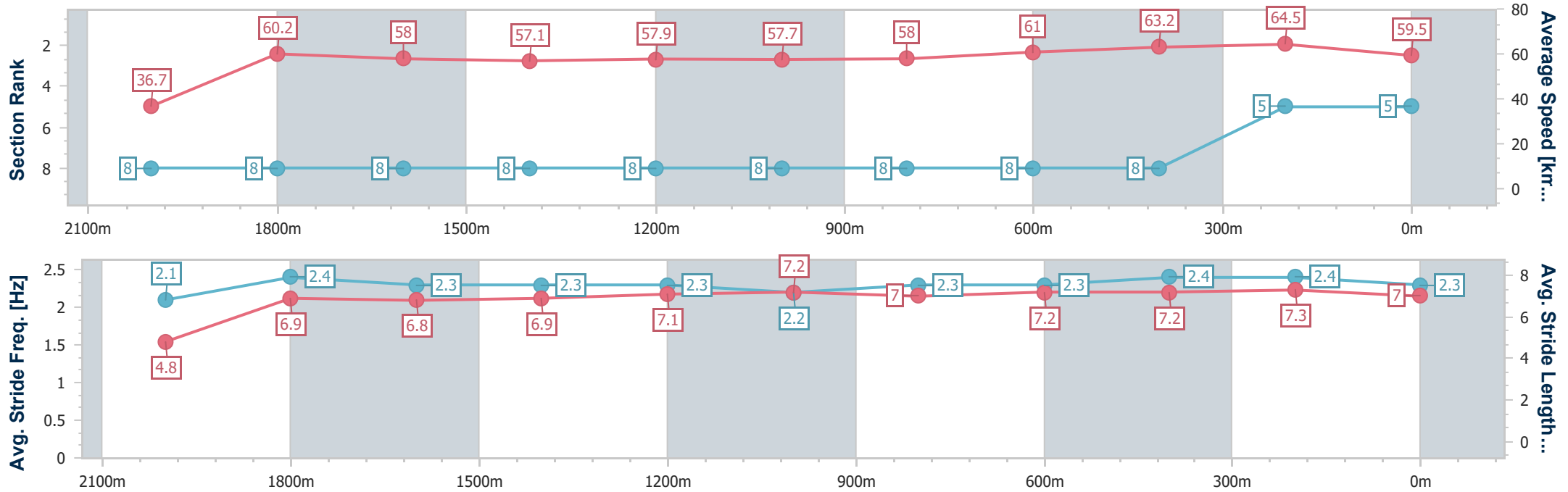
Race 8: COUNTIES CUP - 2100m

25 November 2023 - 15:54

Track Rating: Soft 5, Weather: Fine, Rail Position: +3m

PUKEKOHE
PARK

Section	Overall	2000m	1800m	1600m	1400m	1200m	1000m	800m	600m	400m	200m
Section Times	2:10.65 [5] (0:09.81)	2:00.84 [8] (0:11.97)	1:48.87 [8] (0:12.40)	1:36.47 [8] (0:12.66)	1:23.81 [8] (0:12.39)	1:11.42 [8] (0:12.49)	0:58.93 [8] (0:12.41)	0:46.52 [8] (0:11.84)	0:34.68 [8] (0:11.43)	0:23.25 [8] (0:11.13)	0:12.12 [5] (0:12.12)
Average Speed [km/h]	36.7	60.2	58.0	57.1	57.9	57.7	58.0	61.0	63.2	64.5	59.5
Top Speed [km/h]	57.5	62.6	58.7	57.9	58.7	59.3	60.6	62.4	64.7	65.9	63.2
Avg. Dist. to Rail [m]	7.1	0.8	0.4	0.7	0.4	0.2	0.2	0.5	0.4	1.9	4.7
Avg. Stride Freq. [Hz]	2.1	2.4	2.3	2.3	2.3	2.2	2.3	2.3	2.4	2.4	2.3
Avg. Stride Length [m]	4.8	6.9	6.8	6.9	7.1	7.2	7.0	7.2	7.2	7.3	7.0



- [] Ranking at each section and finish
- .-.- No data available at this section
- NA No data available



Horse/Jockey Name	Margaret Jean
Final Rank	6
Fastest Section Time (Section)	0:09.67 (Overall)
Top Speed [km/h] (Section)	64.9 (600m)
Race State	Finished

AUCKLAND
THOROUGHBRED
RACING
SINCE 1874

Pukekohe Park NZ Professional

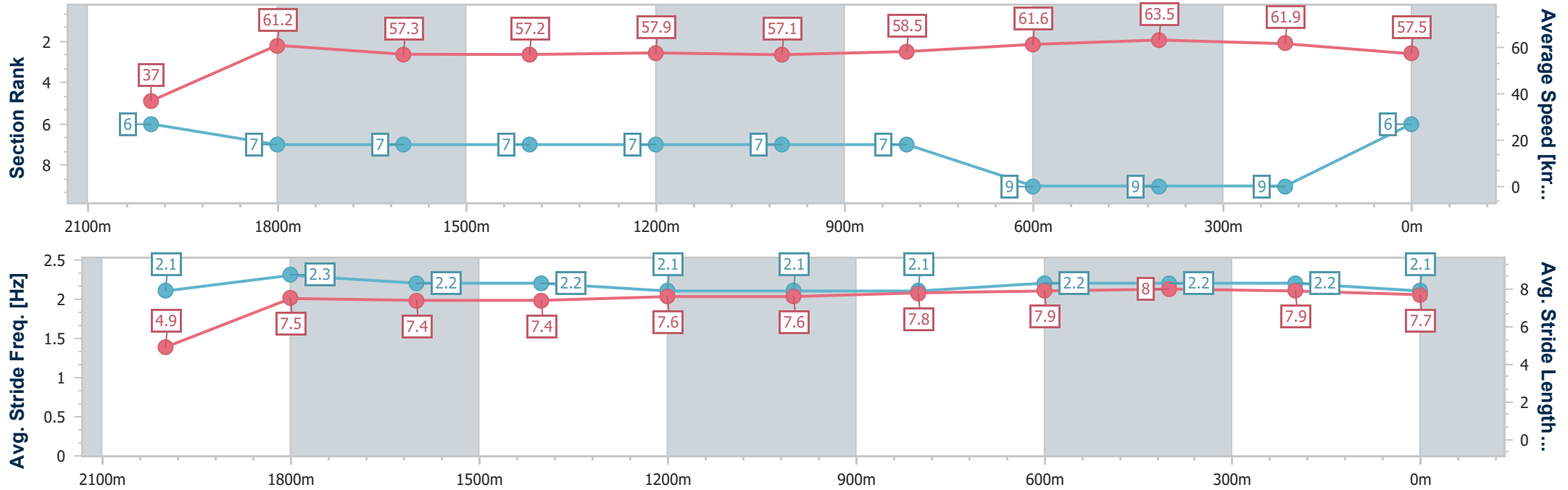
Race 8: COUNTIES CUP - 2100m

25 November 2023 - 15:54

Track Rating: Soft 5, Weather: Fine, Rail Position: +3m

PUKEKOHE
PARK

Section	Overall	2000m	1800m	1600m	1400m	1200m	1000m	800m	600m	400m	200m
Section Times	2:11.55 [6] (0:09.67)	2:01.88 [6] (0:11.88)	1:50.00 [7] (0:12.47)	1:37.53 [7] (0:12.58)	1:24.95 [7] (0:12.41)	1:12.54 [7] (0:12.62)	0:59.92 [7] (0:12.48)	0:47.44 [7] (0:11.88)	0:35.56 [9] (0:11.41)	0:24.15 [9] (0:11.62)	0:12.53 [9] (0:12.53)
Average Speed [km/h]	37.0	61.2	57.3	57.2	57.9	57.1	58.5	61.6	63.5	61.9	57.5
Top Speed [km/h]	61.1	62.9	58.6	58.2	58.7	58.8	60.6	63.3	64.9	64.9	58.9
Avg. Dist. to Rail [m]	8.1	1.7	1.0	0.7	1.4	1.4	2.5	2.5	2.7	5.2	4.7
Avg. Stride Freq. [Hz]	2.1	2.3	2.2	2.2	2.1	2.1	2.1	2.2	2.2	2.2	2.1
Avg. Stride Length [m]	4.9	7.5	7.4	7.4	7.6	7.6	7.8	7.9	8.0	7.9	7.7



- [] Ranking at each section and finish
- .-.- No data available at this section
- NA No data available



Horse/Jockey Name	Cakebytheocean
Final Rank	7
Fastest Section Time (Section)	0:09.36 (Overall)
Top Speed [km/h] (Section)	64.9 (2000m)
Race State	Finished

AUCKLAND
THOROUGHBRED
RACING
SINCE 1874

Pukekohe Park NZ Professional

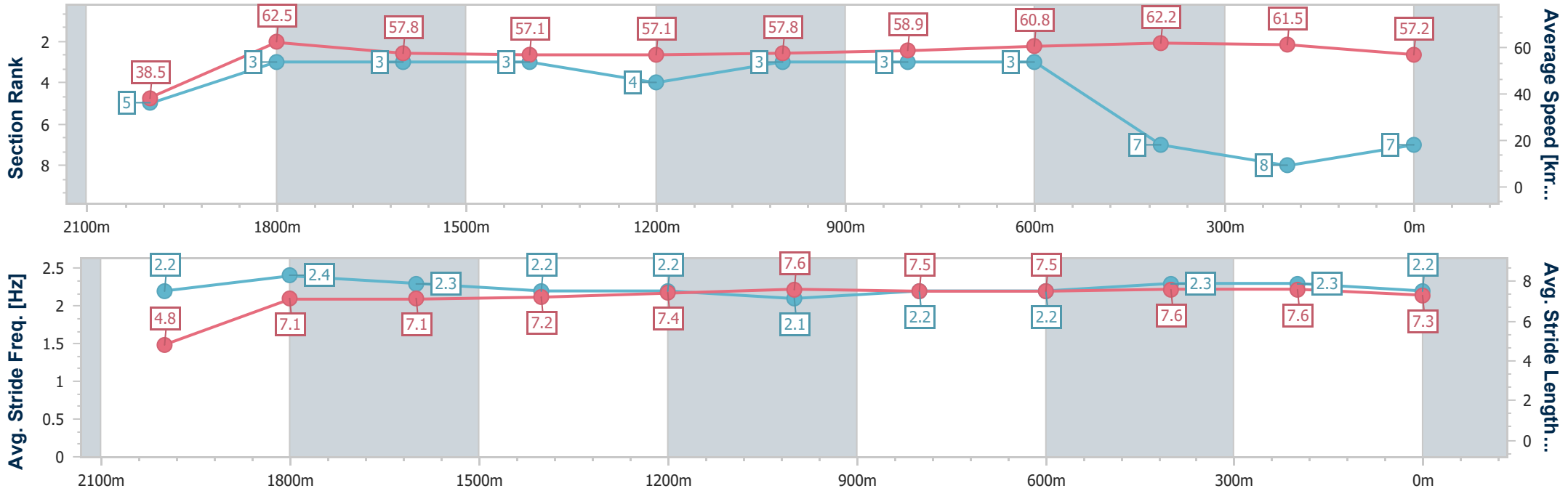
Race 8: COUNTIES CUP - 2100m

25 November 2023 - 15:54

Track Rating: Soft 5, Weather: Fine, Rail Position: +3m

PUKEKOHE
PARK

Section	Overall	2000m	1800m	1600m	1400m	1200m	1000m	800m	600m	400m	200m
Section Times	2:11.59 [7] (0:09.36)	2:02.23 [5] (0:11.63)	1:50.60 [3] (0:12.34)	1:38.26 [3] (0:12.66)	1:25.60 [3] (0:12.58)	1:13.02 [4] (0:12.45)	1:00.57 [3] (0:12.32)	0:48.25 [3] (0:12.12)	0:36.13 [3] (0:11.81)	0:24.32 [7] (0:11.70)	0:12.62 [8] (0:12.62)
Average Speed [km/h]	38.5	62.5	57.8	57.1	57.1	57.8	58.9	60.8	62.2	61.5	57.2
Top Speed [km/h]	63.3	64.9	59.4	57.6	58.0	59.7	60.8	62.2	63.5	63.2	58.7
Avg. Dist. to Rail [m]	6.4	2.2	1.0	0.8	0.6	0.9	1.2	4.3	5.3	5.0	4.3
Avg. Stride Freq. [Hz]	2.2	2.4	2.3	2.2	2.2	2.1	2.2	2.2	2.3	2.3	2.2
Avg. Stride Length [m]	4.8	7.1	7.1	7.2	7.4	7.6	7.5	7.5	7.6	7.6	7.3



- [] Ranking at each section and finish
- .-.- No data available at this section
- NA No data available



Horse/Jockey Name	El Nymph
Final Rank	8
Fastest Section Time (Section)	0:08.97 (Overall)
Top Speed [km/h] (Section)	63.4 (2000m)
Race State	Finished

AUCKLAND
THOROUGHBRED
RACING
SINCE 1874

Pukekohe Park NZ Professional

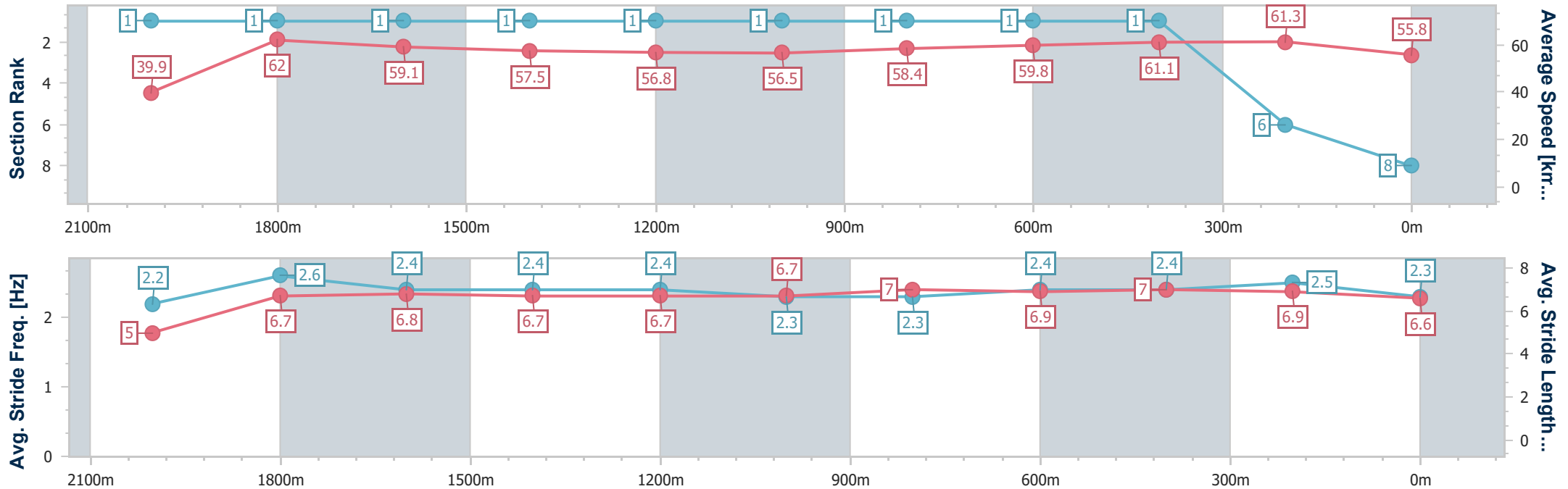
Race 8: COUNTIES CUP - 2100m

25 November 2023 - 15:54

Track Rating: Soft 5, Weather: Fine, Rail Position: +3m

PUKEKOHE
PARK

Section	Overall	2000m	1800m	1600m	1400m	1200m	1000m	800m	600m	400m	200m
Section Times	2:11.66 [8] (0:08.97)	2:02.69 [1] (0:11.66)	1:51.03 [1] (0:12.16)	1:38.87 [1] (0:12.43)	1:26.44 [1] (0:12.66)	1:13.78 [1] (0:12.75)	1:01.03 [1] (0:12.42)	0:48.61 [1] (0:12.08)	0:36.53 [1] (0:11.85)	0:24.68 [1] (0:11.75)	0:12.93 [6] (0:12.93)
Average Speed [km/h]	39.9	62.0	59.1	57.5	56.8	56.5	58.4	59.8	61.1	61.3	55.8
Top Speed [km/h]	62.1	63.4	60.3	58.6	58.7	58.2	59.6	60.9	62.3	62.6	58.5
Avg. Dist. to Rail [m]	3.9	1.1	0.9	0.8	0.2	0.7	1.0	1.1	1.6	0.9	0.8
Avg. Stride Freq. [Hz]	2.2	2.6	2.4	2.4	2.4	2.3	2.3	2.4	2.4	2.5	2.3
Avg. Stride Length [m]	5.0	6.7	6.8	6.7	6.7	6.7	7.0	6.9	7.0	6.9	6.6



- [] Ranking at each section and finish
- .-.- No data available at this section
- NA No data available



Horse/Jockey Name	Chevron
Final Rank	9
Fastest Section Time (Section)	0:09.12 (Overall)
Top Speed [km/h] (Section)	63.6 (2000m)
Race State	Finished

AUCKLAND
THOROUGHBRED
RACING
SINCE 1874

Pukekohe Park NZ Professional

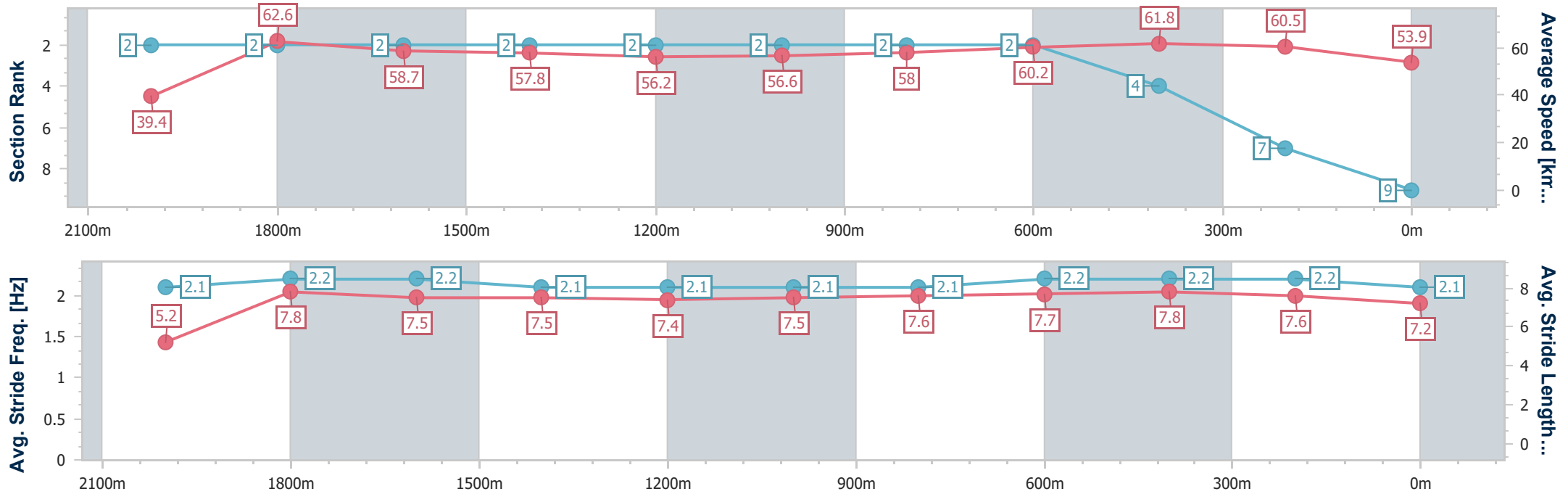
Race 8: COUNTIES CUP - 2100m

25 November 2023 - 15:54

Track Rating: Soft 5, Weather: Fine, Rail Position: +3m

PUKEKOHE
PARK

Section	Overall	2000m	1800m	1600m	1400m	1200m	1000m	800m	600m	400m	200m
Section Times	2:12.25 [9] (0:09.12)	2:03.13 [2] (0:11.54)	1:51.59 [2] (0:12.20)	1:39.39 [2] (0:12.44)	1:26.95 [2] (0:12.84)	1:14.11 [2] (0:12.70)	1:01.41 [2] (0:12.44)	0:48.97 [2] (0:11.99)	0:36.98 [2] (0:11.73)	0:25.25 [4] (0:11.90)	0:13.35 [7] (0:13.35)
Average Speed [km/h]	39.4	62.6	58.7	57.8	56.2	56.6	58.0	60.2	61.8	60.5	53.9
Top Speed [km/h]	62.4	63.6	59.9	58.2	58.2	58.0	59.4	61.4	63.5	63.0	57.5
Avg. Dist. to Rail [m]	4.8	1.3	0.9	0.7	1.3	1.5	0.7	0.3	2.0	3.2	2.5
Avg. Stride Freq. [Hz]	2.1	2.2	2.2	2.1	2.1	2.1	2.1	2.2	2.2	2.2	2.1
Avg. Stride Length [m]	5.2	7.8	7.5	7.5	7.4	7.5	7.6	7.7	7.8	7.6	7.2



- [] Ranking at each section and finish
- .-.- No data available at this section
- NA No data available