

Track Rating: Soft 5, Weather: Fine, Rail Position: +3m

Section													Overall	1400m	1200m	1000m	800m	600m	400m	Last 600m
Field Times													1:37.80 (0:15.32)	1:22.48 (0:11.76)	1:10.72 (0:12.02)	0:58.70 (0:12.12)	0:46.58 (0:12.10)	0:34.48 (0:11.45)	0:23.03 (0:11.21)	0:34.48
Rank	TAB	Horse/Jockey	Barrier	Top Speed [km/h]	Fastest Section								Distance Travelled [m]							
1	7	<b>CIMARRON</b> Jonathan Riddell	10	67.5 400m	0:10.81 400m	1:37.80 [1] (0:15.86)	1:21.94 [9] (0:12.01)	1:09.93 [8] (0:12.09)	0:57.84 [8] (0:11.94)	0:45.90 [7] (0:11.91)	0:33.99 [6] (0:11.47)	0:22.52 [5] (0:10.81)	0:33.99							
2	6	<b>EXTORTION</b> Ryan Elliot	8	66.7 400m	0:11.01 400m	1:37.95 [2] (0:15.34)	1:22.61 [2] (0:12.23)	1:10.38 [4] (0:12.09)	0:58.29 [4] (0:11.94)	0:46.35 [3] (0:12.03)	0:34.32 [4] (0:11.44)	0:22.88 [3] (0:11.01)	0:34.32 +2							
3	16	<b>MIGHTY CASTLE</b> Samantha Spratt	15	66.1 600m	0:11.21 400m	1:38.06 [3] (0:15.32)	1:22.74 [1] (0:11.90)	1:10.84 [2] (0:12.09)	0:58.75 [2] (0:12.04)	0:46.71 [2] (0:12.01)	0:34.70 [2] (0:11.41)	0:23.29 [1] (0:11.21)	0:34.70 +3							
4	14	<b>PICK OF THE LITTER</b> Vincent Colgan	14	66.4 400m	0:10.95 400m	1:38.22 [4] (0:15.98)	1:22.24 [10] (0:12.04)	1:10.20 [10] (0:12.10)	0:58.10 [11] (0:12.02)	0:46.08 [9] (0:12.01)	0:34.07 [9] (0:11.54)	0:22.53 [10] (0:10.95)	0:34.07 +2							
5	4	<b>ROCABURY</b> Lynsey Satherley	4	65.7 400m	0:11.19 400m	1:38.22 [5] (0:15.35)	1:22.87 [3] (0:11.73)	1:11.14 [1] (0:12.02)	0:59.12 [1] (0:12.12)	0:47.00 [1] (0:12.10)	0:34.90 [1] (0:11.55)	0:23.35 [2] (0:11.19)	0:34.90 -3							
6	12	<b>THREE NINETY</b> Ace Lawson-Carroll	1	67.0 400m	0:11.24 400m	1:38.45 [6] (0:15.65)	1:22.80 [6] (0:11.97)	1:10.83 [5] (0:12.16)	0:58.67 [5] (0:11.87)	0:46.80 [5] (0:11.94)	0:34.86 [3] (0:11.53)	0:23.33 [4] (0:11.24)	0:34.86 -5							
7	3	<b>OBADIAH</b> Joe Doyle	17	66.3 400m	0:11.07 400m	1:38.59 [7] (0:16.11)	1:22.48 [13] (0:12.07)	1:10.41 [12] (0:12.09)	0:58.32 [12] (0:11.99)	0:46.33 [12] (0:12.07)	0:34.26 [13] (0:11.38)	0:22.88 [11] (0:11.07)	0:34.26 +7							
8	8	<b>MI AMIGO</b> Triston Moodley	2	67.1 400m	0:11.04 400m	1:38.60 [8] (0:15.67)	1:22.93 [8] (0:11.99)	1:10.94 [6] (0:12.12)	0:58.82 [6] (0:11.88)	0:46.94 [6] (0:12.19)	0:34.75 [7] (0:11.77)	0:22.98 [9] (0:11.04)	0:34.75 +8							
9	18	<b>CASCATELLA</b> Tegan Abel	5	66.6 400m	0:11.06 400m	1:38.65 [9] (0:16.05)	1:22.60 [12] (0:12.24)	1:10.36 [14] (0:12.16)	0:58.20 [14] (0:11.85)	0:46.35 [14] (0:12.01)	0:34.34 [12] (0:11.42)	0:22.92 [13] (0:11.06)	0:34.34 -5							
10	10	<b>HASSTOBERPERFECT</b> Warren Kennedy	12	67.9 400m	0:10.97 400m	1:38.67 [10] (0:16.28)	1:22.39 [14] (0:11.97)	1:10.42 [13] (0:12.06)	0:58.36 [13] (0:11.97)	0:46.39 [13] (0:12.07)	0:34.32 [14] (0:11.43)	0:22.89 [14] (0:10.97)	0:34.32 +4							

Scratched: Dontteltimmy (#9), Armino (#1), Kenobi (#2), Final Impact (#17)

Track Rating: Soft 5, Weather: Fine, Rail Position: +3m

Section	Overall	1400m	1200m	1000m	800m	600m	400m	Last 600m						
Field Times	1:37.80 (0:15.32)	1:22.48 (0:11.76)	1:10.72 (0:12.02)	0:58.70 (0:12.12)	0:46.58 (0:12.10)	0:34.48 (0:11.45)	0:23.03 (0:11.21)	0:34.48						
Rank	TAB	Horse/Jockey	Barrier	Top Speed [km/h]	Fastest Section				Distance Travelled [m]					
11	11	<b>JACK THE LASS</b> Niranjan Parmar	18	66.9 600m	0:11.16 400m	1:38.79 [11] (0:16.00)	1:22.79 [11] (0:12.12)	1:10.67 [11] (0:11.98)	0:58.69 [10] (0:12.08)	0:46.61 [10] (0:11.98)	0:34.63 [10] (0:11.32)	0:23.31 [7] (0:11.16)	0:34.63	+12
12	15	<b>BLISSFULL LADY</b> Courtney Barnes	6	65.1 400m	0:11.22 400m	1:38.82 [12] (0:15.53)	1:23.29 [4] (0:12.16)	1:11.13 [7] (0:12.13)	0:59.00 [7] (0:12.10)	0:46.90 [8] (0:12.05)	0:34.85 [8] (0:11.63)	0:23.22 [8] (0:11.22)	0:34.85	+7
13	13	<b>VINO VALENTINO</b> Masahiro Hashizume	16	66.6 400m	0:11.21 400m	1:39.24 [13] (0:15.67)	1:23.57 [7] (0:12.28)	1:11.29 [9] (0:12.14)	0:59.15 [9] (0:12.11)	0:47.04 [11] (0:11.96)	0:35.08 [11] (0:11.56)	0:23.52 [12] (0:11.21)	0:35.08	+8
14	5	<b>BILLY EASTON</b> Jim Chung	7	63.9 600m	0:11.68 600m	1:40.52 [14] (0:15.56)	1:24.96 [5] (0:11.83)	1:13.13 [3] (0:12.17)	1:00.96 [3] (0:12.08)	0:48.88 [4] (0:12.10)	0:36.78 [5] (0:11.68)	0:25.10 [6] (0:11.81)	0:36.78	+7

Scratched: Donttelltimmy (#9), Armino (#1), Kenobi (#2), Final Impact (#17)

Track Rating: Soft 5, Weather: Fine, Rail Position: +3m

Section				200m			Last 600m		
Field Times				0:11.82			0:34.48		
Rank	TAB	Horse/Jockey	Barrier	Top Speed [km/h]	Fastest Section	Margin		Distance Travelled [m]	
1	7	<b>CIMARRON</b> Jonathan Riddell	10	67.5 400m	0:10.81 400m	0:11.71 [4] (0:11.71)	1:37.80	0:33.99	
2	6	<b>EXTORTION</b> Ryan Elliot	8	66.7 400m	0:11.01 400m	0:11.87 [3] (0:11.87)	1L	0:34.32	+2
3	16	<b>MIGHTY CASTLE</b> Samantha Spratt	15	66.1 600m	0:11.21 400m	0:12.08 [1] (0:12.08)	1.7L	0:34.70	+3
4	14	<b>PICK OF THE LITTER</b> Vincent Colgan	14	66.4 400m	0:10.95 400m	0:11.58 [6] (0:11.58)	2.8L	0:34.07	+2
5	4	<b>ROCABURY</b> Lynsey Satherley	4	65.7 400m	0:11.19 400m	0:12.16 [2] (0:12.16)	2.8L	0:34.90	-3
6	12	<b>THREE NINETY</b> Ace Lawson-Carroll	1	67.0 400m	0:11.24 400m	0:12.09 [5] (0:12.09)	4.3L	0:34.86	-5
7	3	<b>OBADIAH</b> Joe Doyle	17	66.3 400m	0:11.07 400m	0:11.81 [10] (0:11.81)	5.2L	0:34.26	+7
8	8	<b>MI AMIGO</b> Triston Moodley	2	67.1 400m	0:11.04 400m	0:11.94 [8] (0:11.94)	5.3L	0:34.75	+8
9	18	<b>CASCATELLA</b> Tegan Abel	5	66.6 400m	0:11.06 400m	0:11.86 [11] (0:11.86)	5.6L	0:34.34	-5
10	10	<b>HASSTOBERPERFECT</b> Warren Kennedy	12	67.9 400m	0:10.97 400m	0:11.92 [9] (0:11.92)	5.8L	0:34.32	+4

Scratched: Dontteltimmy (#9), Armino (#1), Kenobi (#2), Final Impact (#17)

Track Rating: Soft 5, Weather: Fine, Rail Position: +3m

Section				200m				Last 600m	
Field Times				0:11.82 (0:11.82)				0:34.48	
Rank	TAB	Horse/Jockey	Barrier	Top Speed [km/h]	Fastest Section	Margin			Distance Travelled [m]
11	11	<b>JACK THE LASS</b> Niranjan Parmar	18	66.9 600m	0:11.16 400m 0:12.15 [7] (0:12.15)	6.6L		0:34.63	+12
12	15	<b>BLISSFULL LADY</b> Courtney Barnes	6	65.1 400m	0:11.22 400m 0:12.00 [12] (0:12.00)	6.8L		0:34.85	+7
13	13	<b>VINO VALENTINO</b> Masahiro Hashizume	16	66.6 400m	0:11.21 400m 0:12.31 [13] (0:12.31)	9.6L		0:35.08	+8
14	5	<b>BILLY EASTON</b> Jim Chung	7	63.9 600m	0:11.68 600m 0:13.29 [14] (0:13.29)	18.1L		0:36.78	+7

Scratched: Donttelltimmy (#9), Armino (#1), Kenobi (#2), Final Impact (#17)



Horse/Jockey Name	Cimarron
Final Rank	1
Fastest Section Time (Section)	0:10.81 (400m)
Top Speed [km/h] (Section)	67.5 (400m)
Race State	Finished

AUCKLAND  
THOROUGHBRED  
RACING  
SINCE 1874

Pukekohe Park NZ Professional

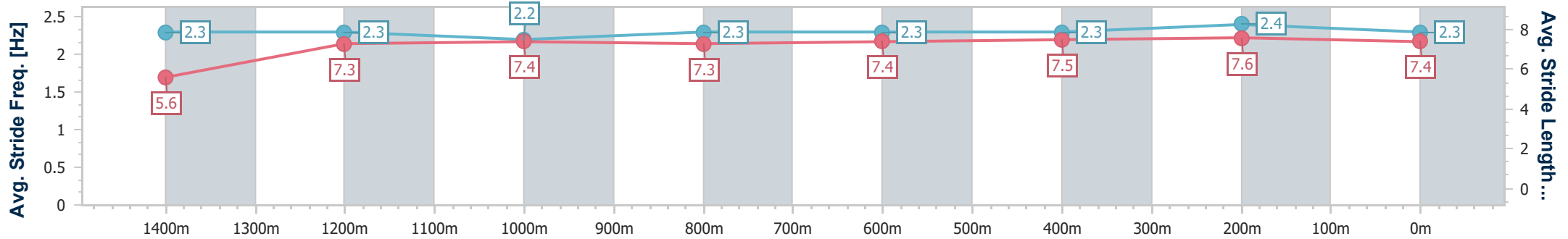
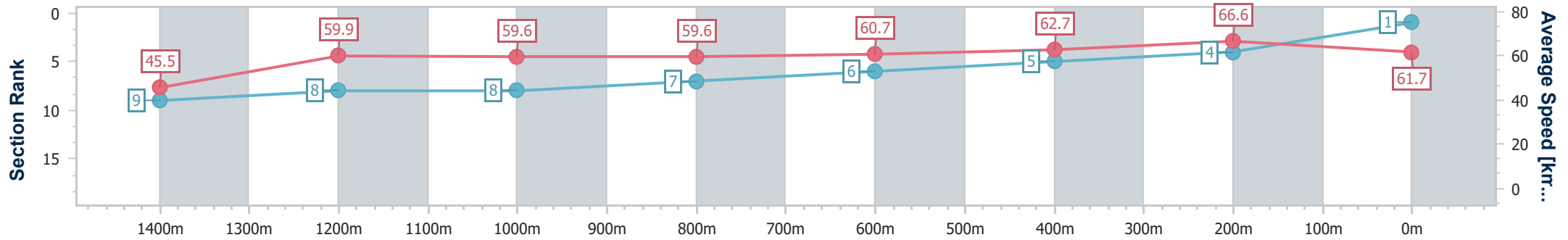
Race 3: BARFOOT & THOMPSON 1600 - 1600m

25 November 2023 - 12:59

Track Rating: Soft 5, Weather: Fine, Rail Position: +3m

PUKEKOHE  
PARK

Section	Overall	1400m	1200m	1000m	800m	600m	400m	200m
Section Times	1:37.80 [1] (0:15.86)	1:21.94 [9] (0:12.01)	1:09.93 [8] (0:12.09)	0:57.84 [8] (0:11.94)	0:45.90 [7] (0:11.91)	0:33.99 [6] (0:11.47)	0:22.52 [5] (0:10.81)	0:11.71 [4] (0:11.71)
Average Speed [km/h]	45.5	59.9	59.6	59.6	60.7	62.7	66.6	61.7
Top Speed [km/h]	60.1	60.9	61.1	61.3	62.2	66.0	67.5	65.2
Avg. Dist. to Rail [m]	5.5	0.7	1.6	1.6	0.5	0.9	2.8	3.1
Avg. Stride Freq. [Hz]	2.3	2.3	2.2	2.3	2.3	2.3	2.4	2.3
Avg. Stride Length [m]	5.6	7.3	7.4	7.3	7.4	7.5	7.6	7.4



- [ ] Ranking at each section and finish
- .-.- No data available at this section
- NA No data available



Horse/Jockey Name	Extortion
Final Rank	2
Fastest Section Time (Section)	0:11.01 (400m)
Top Speed [km/h] (Section)	66.7 (400m)
Race State	Finished

AUCKLAND  
THOROUGHBRED  
RACING  
SINCE 1874

Pukekohe Park NZ Professional

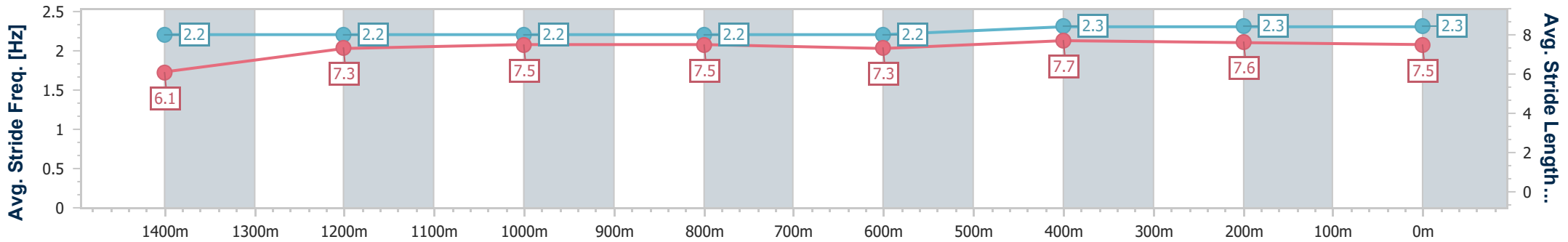
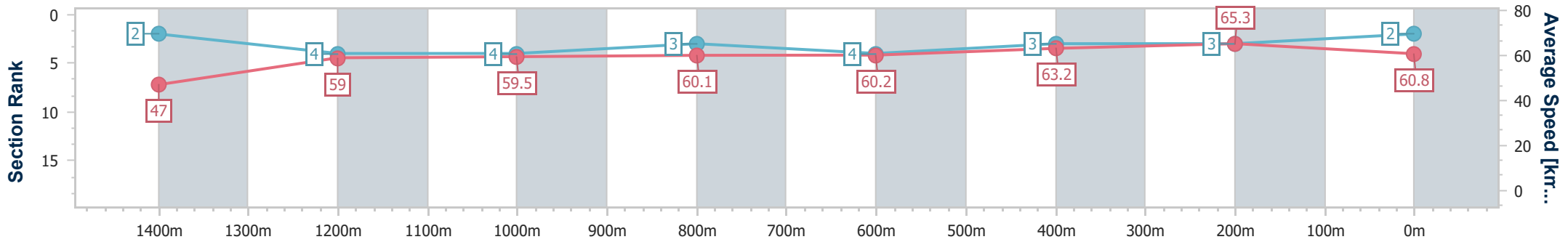
Race 3: BARFOOT & THOMPSON 1600 - 1600m

25 November 2023 - 12:59

Track Rating: Soft 5, Weather: Fine, Rail Position: +3m

PUKEKOHE  
PARK

Section	Overall	1400m	1200m	1000m	800m	600m	400m	200m
Section Times	1:37.95 [2] (0:15.34)	1:22.61 [2] (0:12.23)	1:10.38 [4] (0:12.09)	0:58.29 [4] (0:11.94)	0:46.35 [3] (0:12.03)	0:34.32 [4] (0:11.44)	0:22.88 [3] (0:11.01)	0:11.87 [3] (0:11.87)
Average Speed [km/h]	47.0	59.0	59.5	60.1	60.2	63.2	65.3	60.8
Top Speed [km/h]	60.2	60.0	59.9	61.1	62.3	65.8	66.7	65.2
Avg. Dist. to Rail [m]	4.2	0.5	1.4	0.8	1.2	1.0	1.5	1.5
Avg. Stride Freq. [Hz]	2.2	2.2	2.2	2.2	2.2	2.3	2.3	2.3
Avg. Stride Length [m]	6.1	7.3	7.5	7.5	7.3	7.7	7.6	7.5



- [ ] Ranking at each section and finish
- .-.- No data available at this section
- NA No data available



Horse/Jockey Name	Mighty Castle
Final Rank	3
Fastest Section Time (Section)	0:11.21 (400m)
Top Speed [km/h] (Section)	66.1 (600m)
Race State	Finished

AUCKLAND  
THOROUGHBRED  
RACING  
SINCE 1874

Pukekohe Park NZ Professional

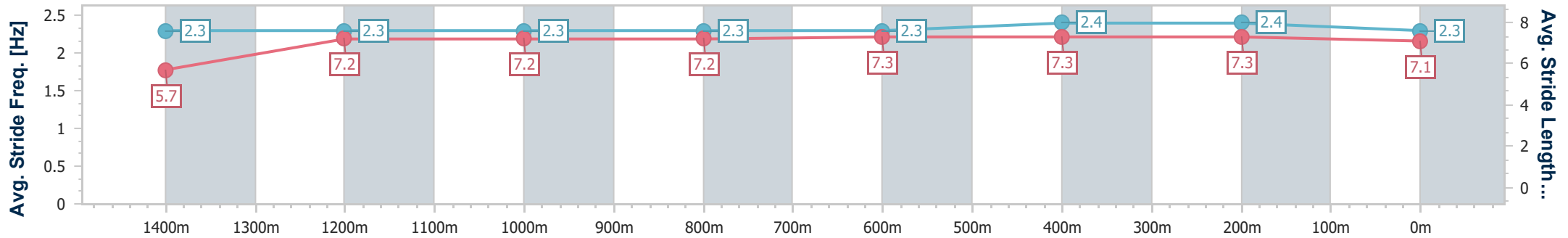
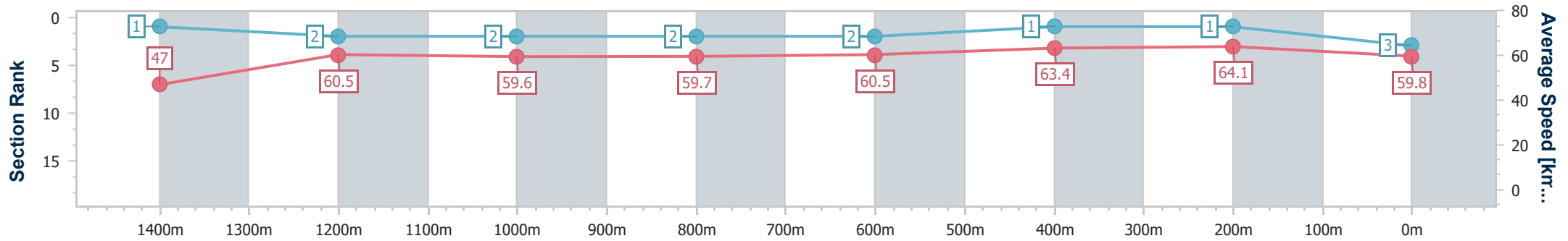
Race 3: BARFOOT & THOMPSON 1600 - 1600m

25 November 2023 - 12:59

Track Rating: Soft 5, Weather: Fine, Rail Position: +3m

PUKEKOHE  
PARK

Section	Overall	1400m	1200m	1000m	800m	600m	400m	200m
Section Times	1:38.06 [3] (0:15.32)	1:22.74 [1] (0:11.90)	1:10.84 [2] (0:12.09)	0:58.75 [2] (0:12.04)	0:46.71 [2] (0:12.01)	0:34.70 [2] (0:11.41)	0:23.29 [1] (0:11.21)	0:12.08 [1] (0:12.08)
Average Speed [km/h]	47.0	60.5	59.6	59.7	60.5	63.4	64.1	59.8
Top Speed [km/h]	62.6	62.4	60.5	60.6	61.9	66.1	65.3	63.1
Avg. Dist. to Rail [m]	7.6	0.3	0.2	0.4	1.7	1.0	0.3	0.2
Avg. Stride Freq. [Hz]	2.3	2.3	2.3	2.3	2.3	2.4	2.4	2.3
Avg. Stride Length [m]	5.7	7.2	7.2	7.2	7.3	7.3	7.3	7.1



- [ ] Ranking at each section and finish
- .-.- No data available at this section
- NA No data available



Horse/Jockey Name	Pick Of The Litter
Final Rank	4
Fastest Section Time (Section)	0:10.95 (400m)
Top Speed [km/h] (Section)	66.4 (400m)
Race State	Finished

AUCKLAND  
THOROUGHBRED  
RACING  
SINCE 1874

Pukekohe Park NZ Professional

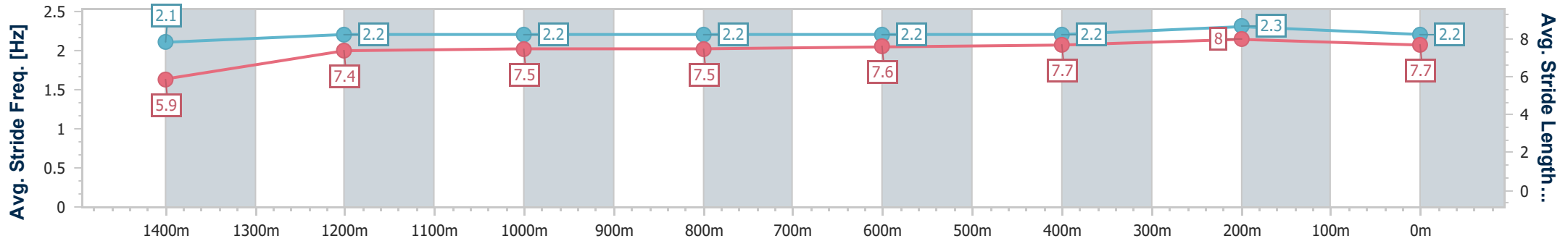
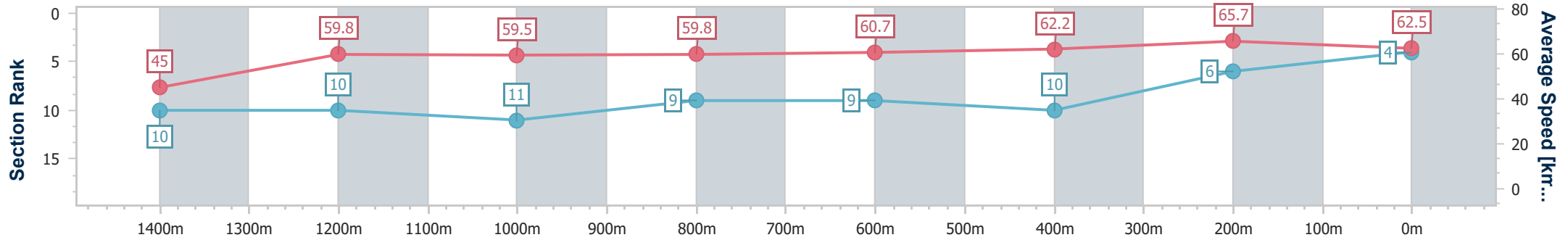
Race 3: BARFOOT & THOMPSON 1600 - 1600m

25 November 2023 - 12:59

Track Rating: Soft 5, Weather: Fine, Rail Position: +3m

PUKEKOHE  
PARK

Section	Overall	1400m	1200m	1000m	800m	600m	400m	200m
Section Times	1:38.22 [4] (0:15.98)	1:22.24 [10] (0:12.04)	1:10.20 [10] (0:12.10)	0:58.10 [11] (0:12.02)	0:46.08 [9] (0:12.01)	0:34.07 [9] (0:11.54)	0:22.53 [10] (0:10.95)	0:11.58 [6] (0:11.58)
Average Speed [km/h]	45.0	59.8	59.5	59.8	60.7	62.2	65.7	62.5
Top Speed [km/h]	60.6	60.6	60.4	61.7	61.5	65.1	66.4	65.1
Avg. Dist. to Rail [m]	7.0	1.1	0.6	0.2	1.4	0.4	0.5	0.3
Avg. Stride Freq. [Hz]	2.1	2.2	2.2	2.2	2.2	2.2	2.3	2.2
Avg. Stride Length [m]	5.9	7.4	7.5	7.5	7.6	7.7	8.0	7.7



- [ ] Ranking at each section and finish
- .-.- No data available at this section
- NA No data available





Horse/Jockey Name	Rocabury
Final Rank	5
Fastest Section Time (Section)	0:11.19 (400m)
Top Speed [km/h] (Section)	65.7 (400m)
Race State	Finished

AUCKLAND  
THOROUGHBRED  
RACING  
SINCE 1874

Pukekohe Park NZ Professional

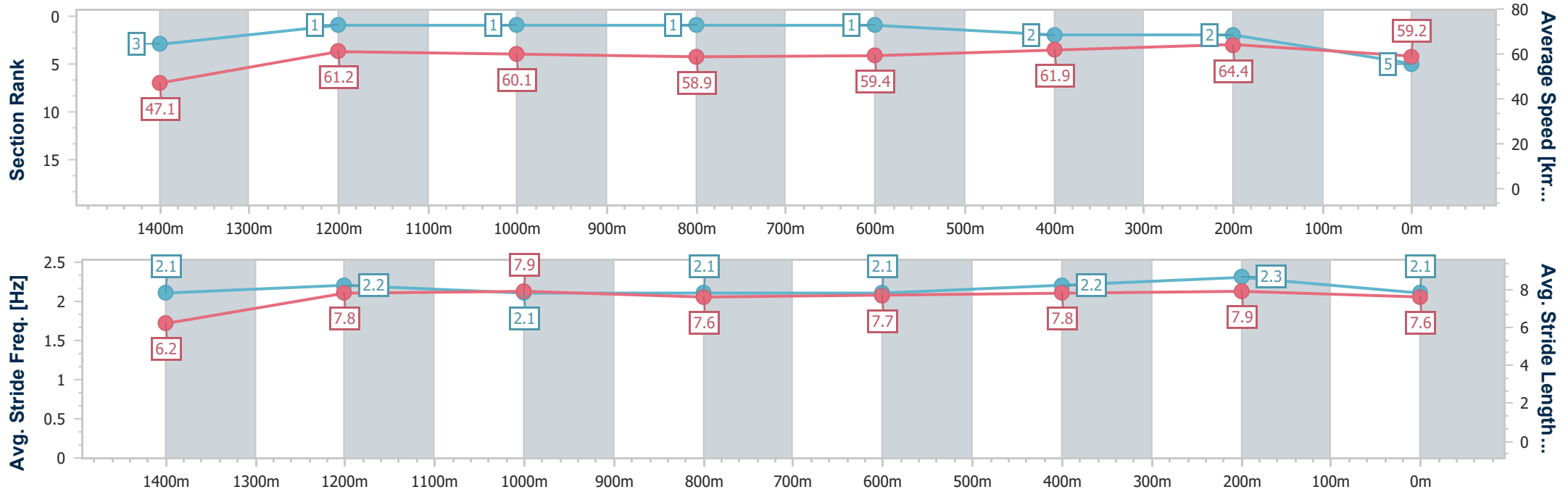
Race 3: BARFOOT & THOMPSON 1600 - 1600m

25 November 2023 - 12:59

Track Rating: Soft 5, Weather: Fine, Rail Position: +3m

PUKEKOHE  
PARK

Section	Overall	1400m	1200m	1000m	800m	600m	400m	200m
Section Times	1:38.22 [5] (0:15.35)	1:22.87 [3] (0:11.73)	1:11.14 [1] (0:12.02)	0:59.12 [1] (0:12.12)	0:47.00 [1] (0:12.10)	0:34.90 [1] (0:11.55)	0:23.35 [2] (0:11.19)	0:12.16 [2] (0:12.16)
Average Speed [km/h]	47.1	61.2	60.1	58.9	59.4	61.9	64.4	59.2
Top Speed [km/h]	62.4	62.4	60.8	59.6	60.3	64.1	65.7	62.5
Avg. Dist. to Rail [m]	2.5	1.1	1.0	1.3	0.5	1.6	3.0	2.9
Avg. Stride Freq. [Hz]	2.1	2.2	2.1	2.1	2.1	2.2	2.3	2.1
Avg. Stride Length [m]	6.2	7.8	7.9	7.6	7.7	7.8	7.9	7.6





Horse/Jockey Name	Three Ninety
Final Rank	6
Fastest Section Time (Section)	0:11.24 (400m)
Top Speed [km/h] (Section)	67.0 (400m)
Race State	Finished

AUCKLAND  
THOROUGHBRED  
RACING  
SINCE 1874

Pukekohe Park NZ Professional

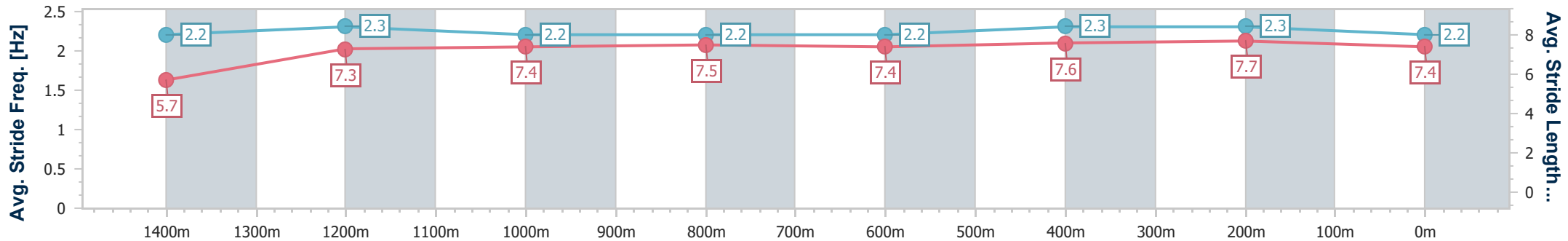
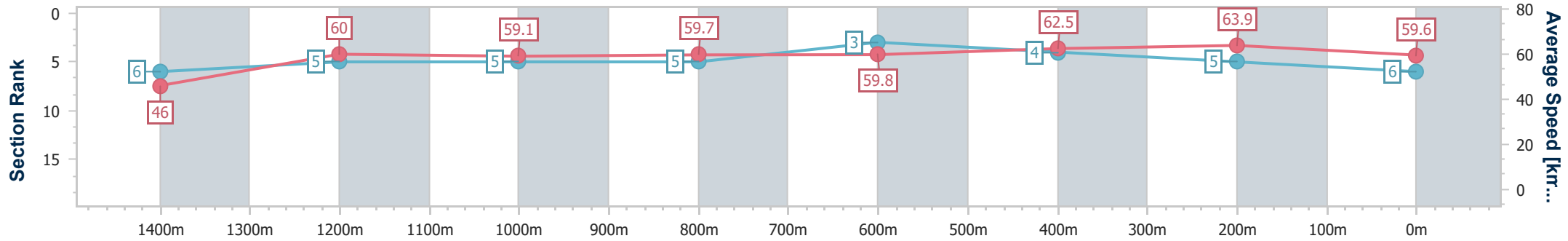
Race 3: BARFOOT & THOMPSON 1600 - 1600m

25 November 2023 - 12:59

Track Rating: Soft 5, Weather: Fine, Rail Position: +3m

PUKEKOHE  
PARK

Section	Overall	1400m	1200m	1000m	800m	600m	400m	200m
Section Times	1:38.45 [6] (0:15.65)	1:22.80 [6] (0:11.97)	1:10.83 [5] (0:12.16)	0:58.67 [5] (0:11.87)	0:46.80 [5] (0:11.94)	0:34.86 [3] (0:11.53)	0:23.33 [4] (0:11.24)	0:12.09 [5] (0:12.09)
Average Speed [km/h]	46.0	60.0	59.1	59.7	59.8	62.5	63.9	59.6
Top Speed [km/h]	60.8	61.5	60.5	60.9	61.2	65.0	67.0	61.6
Avg. Dist. to Rail [m]	1.3	2.0	2.3	2.8	0.9	0.6	0.5	1.7
Avg. Stride Freq. [Hz]	2.2	2.3	2.2	2.2	2.2	2.3	2.3	2.2
Avg. Stride Length [m]	5.7	7.3	7.4	7.5	7.4	7.6	7.7	7.4



- [ ] Ranking at each section and finish
- .-.- No data available at this section
- NA No data available



Horse/Jockey Name	Obadiah
Final Rank	7
Fastest Section Time (Section)	0:11.07 (400m)
Top Speed [km/h] (Section)	66.3 (400m)
Race State	Finished

AUCKLAND  
THOROUGHBRED  
RACING  
SINCE 1874

Pukekohe Park NZ Professional

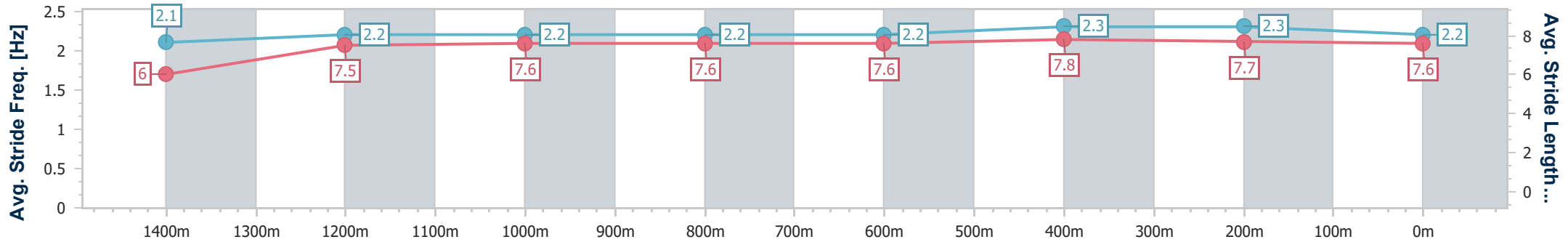
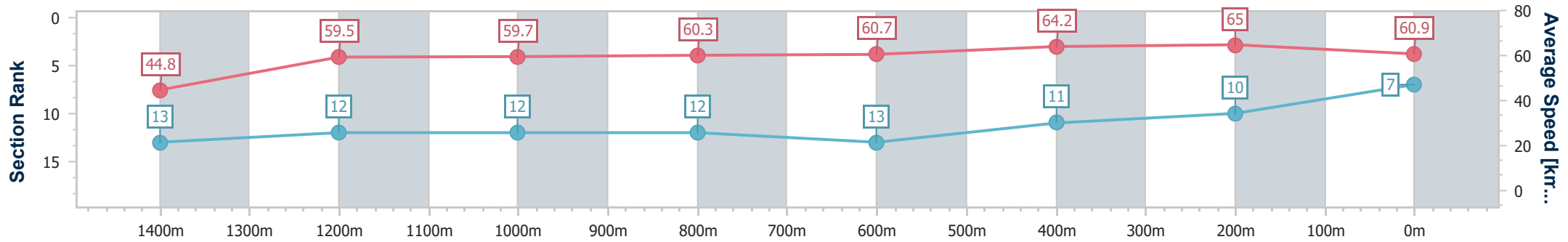
Race 3: BARFOOT & THOMPSON 1600 - 1600m

25 November 2023 - 12:59

Track Rating: Soft 5, Weather: Fine, Rail Position: +3m

PUKEKOHE  
PARK

Section	Overall	1400m	1200m	1000m	800m	600m	400m	200m
Section Times	1:38.59 [7] (0:16.11)	1:22.48 [13] (0:12.07)	1:10.41 [12] (0:12.09)	0:58.32 [12] (0:11.99)	0:46.33 [12] (0:12.07)	0:34.26 [13] (0:11.38)	0:22.88 [11] (0:11.07)	0:11.81 [10] (0:11.81)
Average Speed [km/h]	44.8	59.5	59.7	60.3	60.7	64.2	65.0	60.9
Top Speed [km/h]	60.1	60.5	60.8	63.6	62.9	66.2	66.3	65.3
Avg. Dist. to Rail [m]	6.8	1.1	1.0	0.8	3.0	4.3	6.8	6.7
Avg. Stride Freq. [Hz]	2.1	2.2	2.2	2.2	2.2	2.3	2.3	2.2
Avg. Stride Length [m]	6.0	7.5	7.6	7.6	7.6	7.8	7.7	7.6



- [ ] Ranking at each section and finish
- .-.- No data available at this section
- NA No data available



Horse/Jockey Name	Mi Amigo
Final Rank	8
Fastest Section Time (Section)	0:11.04 (400m)
Top Speed [km/h] (Section)	67.1 (400m)
Race State	Finished

AUCKLAND  
THOROUGHBRED  
RACING  
SINCE 1874

Pukekohe Park NZ Professional

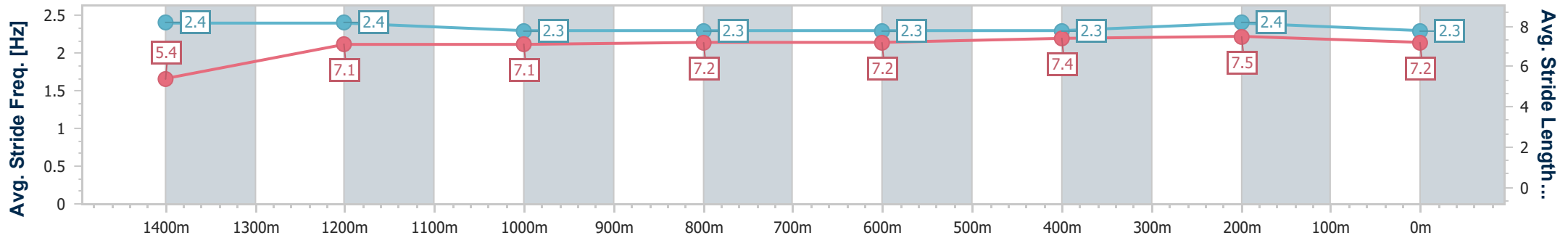
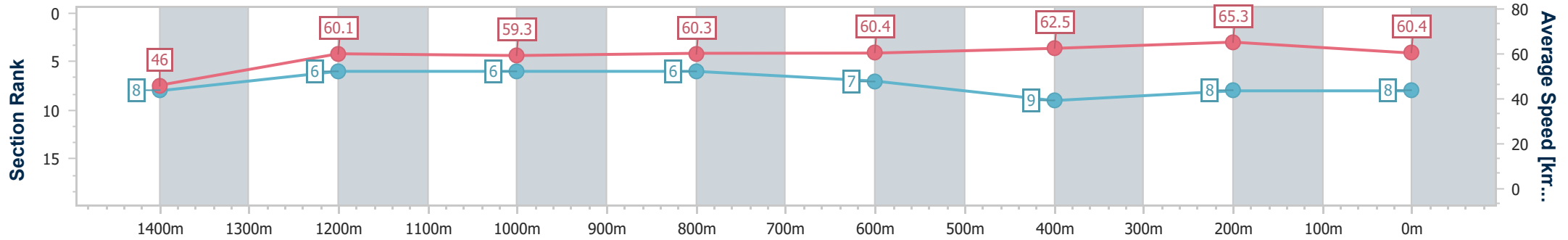
Race 3: BARFOOT & THOMPSON 1600 - 1600m

25 November 2023 - 12:59

Track Rating: Soft 5, Weather: Fine, Rail Position: +3m

PUKEKOHE  
PARK

Section	Overall	1400m	1200m	1000m	800m	600m	400m	200m
Section Times	1:38.60 [8] (0:15.67)	1:22.93 [8] (0:11.99)	1:10.94 [6] (0:12.12)	0:58.82 [6] (0:11.88)	0:46.94 [6] (0:12.19)	0:34.75 [7] (0:11.77)	0:22.98 [9] (0:11.04)	0:11.94 [8] (0:11.94)
Average Speed [km/h]	46.0	60.1	59.3	60.3	60.4	62.5	65.3	60.4
Top Speed [km/h]	60.2	61.5	60.5	61.7	62.0	64.0	67.1	63.5
Avg. Dist. to Rail [m]	2.1	3.0	2.1	1.4	4.4	4.8	4.2	5.4
Avg. Stride Freq. [Hz]	2.4	2.4	2.3	2.3	2.3	2.3	2.4	2.3
Avg. Stride Length [m]	5.4	7.1	7.1	7.2	7.2	7.4	7.5	7.2



- [ ] Ranking at each section and finish
- .-.- No data available at this section
- NA No data available



Horse/Jockey Name	Cascatella
Final Rank	9
Fastest Section Time (Section)	0:11.06 (400m)
Top Speed [km/h] (Section)	66.6 (400m)
Race State	Finished

AUCKLAND  
THOROUGHBRED  
RACING  
SINCE 1874

Pukekohe Park NZ Professional

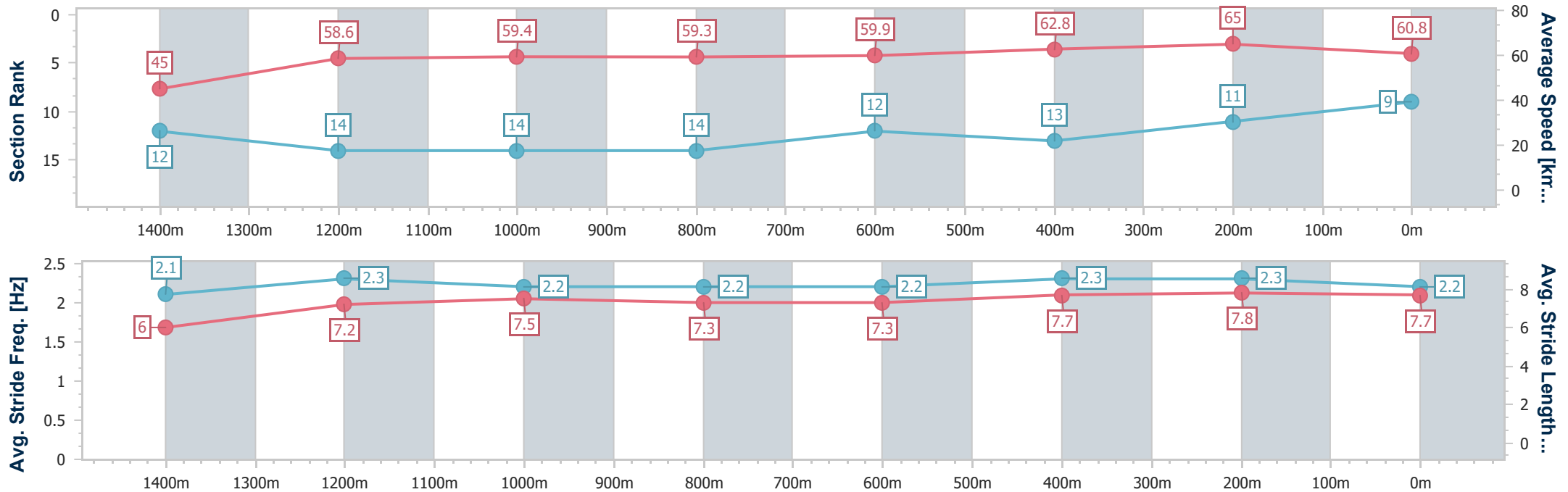
Race 3: BARFOOT & THOMPSON 1600 - 1600m

25 November 2023 - 12:59

Track Rating: Soft 5, Weather: Fine, Rail Position: +3m

PUKEKOHE  
PARK

Section	Overall	1400m	1200m	1000m	800m	600m	400m	200m
Section Times	1:38.65 [9] (0:16.05)	1:22.60 [12] (0:12.24)	1:10.36 [14] (0:12.16)	0:58.20 [14] (0:11.85)	0:46.35 [14] (0:12.01)	0:34.34 [12] (0:11.42)	0:22.92 [13] (0:11.06)	0:11.86 [11] (0:11.86)
Average Speed [km/h]	45.0	58.6	59.4	59.3	59.9	62.8	65.0	60.8
Top Speed [km/h]	58.9	59.9	60.5	61.7	61.9	65.5	66.6	64.4
Avg. Dist. to Rail [m]	1.7	1.8	3.3	3.8	0.6	1.3	1.8	2.5
Avg. Stride Freq. [Hz]	2.1	2.3	2.2	2.2	2.2	2.3	2.3	2.2
Avg. Stride Length [m]	6.0	7.2	7.5	7.3	7.3	7.7	7.8	7.7





Horse/Jockey Name	Hasstobep perfect
Final Rank	10
Fastest Section Time (Section)	0:10.97 (400m)
Top Speed [km/h] (Section)	67.9 (400m)
Race State	Finished

AUCKLAND  
THOROUGHBRED  
RACING  
SINCE 1874

Pukekohe Park NZ Professional

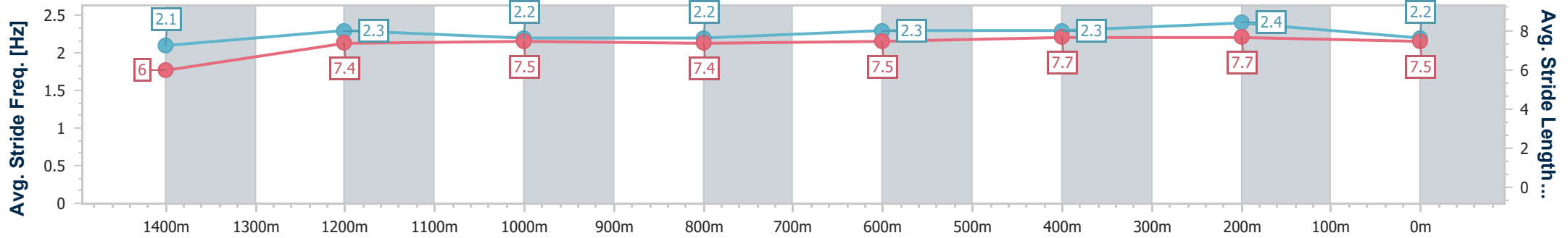
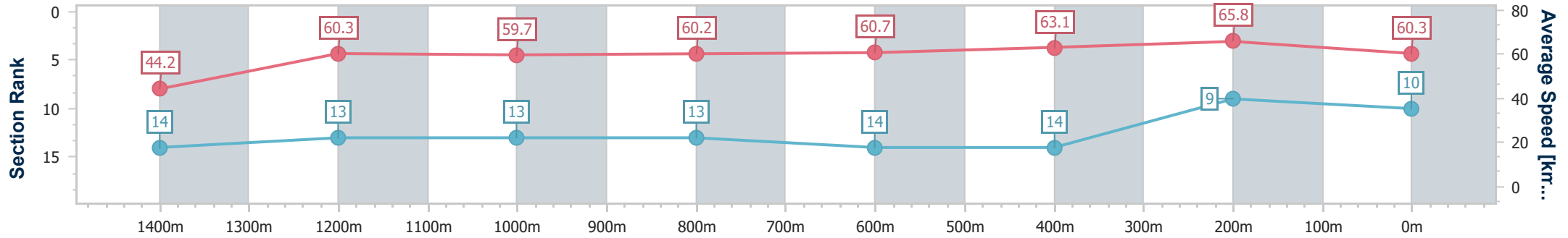
Race 3: BARFOOT & THOMPSON 1600 - 1600m

25 November 2023 - 12:59

Track Rating: Soft 5, Weather: Fine, Rail Position: +3m

PUKEKOHE  
PARK

Section	Overall	1400m	1200m	1000m	800m	600m	400m	200m
Section Times	1:38.67 [10] (0:16.28)	1:22.39 [14] (0:11.97)	1:10.42 [13] (0:12.06)	0:58.36 [13] (0:11.97)	0:46.39 [13] (0:12.07)	0:34.32 [14] (0:11.43)	0:22.89 [14] (0:10.97)	0:11.92 [9] (0:11.92)
Average Speed [km/h]	44.2	60.3	59.7	60.2	60.7	63.1	65.8	60.3
Top Speed [km/h]	60.5	61.3	60.8	62.9	62.7	66.0	67.9	61.7
Avg. Dist. to Rail [m]	3.9	1.0	0.7	0.7	2.6	1.3	3.1	2.5
Avg. Stride Freq. [Hz]	2.1	2.3	2.2	2.2	2.3	2.3	2.4	2.2
Avg. Stride Length [m]	6.0	7.4	7.5	7.4	7.5	7.7	7.7	7.5



- [ ] Ranking at each section and finish
- .-.- No data available at this section
- NA No data available



Horse/Jockey Name	Jack The Lass
Final Rank	11
Fastest Section Time (Section)	0:11.16 (400m)
Top Speed [km/h] (Section)	66.9 (600m)
Race State	Finished

AUCKLAND  
THOROUGHBRED  
RACING  
SINCE 1874

Pukekohe Park NZ Professional

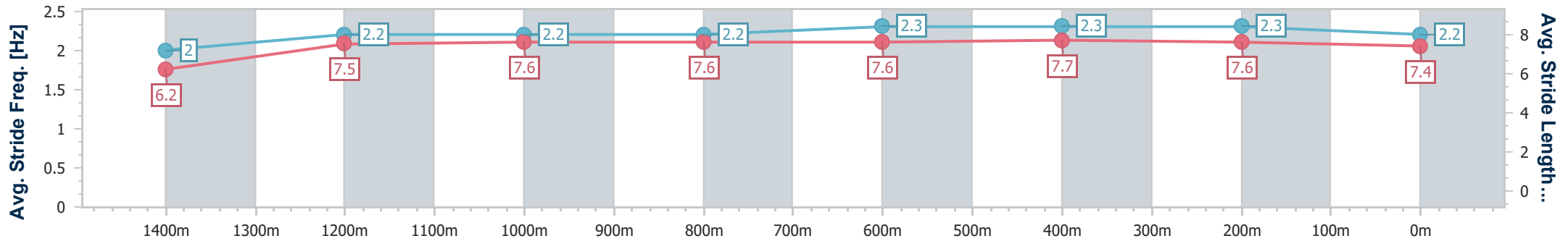
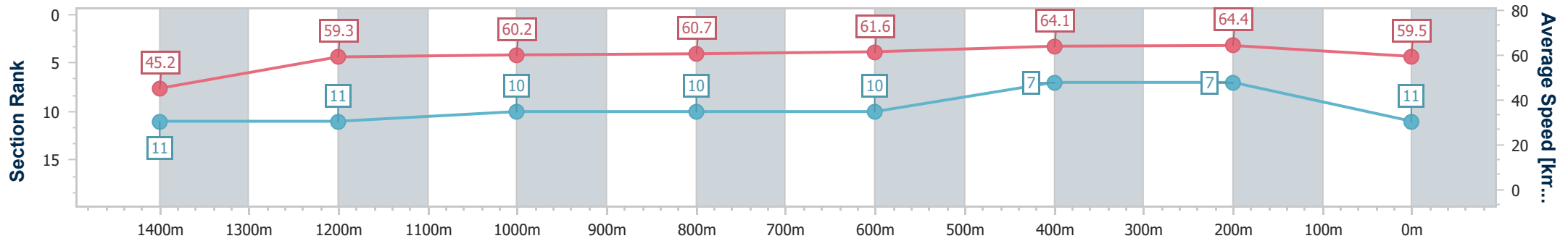
Race 3: BARFOOT & THOMPSON 1600 - 1600m

25 November 2023 - 12:59

Track Rating: Soft 5, Weather: Fine, Rail Position: +3m

PUKEKOHE  
PARK

Section	Overall	1400m	1200m	1000m	800m	600m	400m	200m
Section Times	1:38.79 [11] (0:16.00)	1:22.79 [11] (0:12.12)	1:10.67 [11] (0:11.98)	0:58.69 [10] (0:12.08)	0:46.61 [10] (0:11.98)	0:34.63 [10] (0:11.32)	0:23.31 [7] (0:11.16)	0:12.15 [7] (0:12.15)
Average Speed [km/h]	45.2	59.3	60.2	60.7	61.6	64.1	64.4	59.5
Top Speed [km/h]	61.8	62.2	61.9	63.8	62.9	66.9	66.6	63.2
Avg. Dist. to Rail [m]	11.7	3.6	3.7	3.7	3.7	2.8	3.9	4.4
Avg. Stride Freq. [Hz]	2.0	2.2	2.2	2.2	2.3	2.3	2.3	2.2
Avg. Stride Length [m]	6.2	7.5	7.6	7.6	7.6	7.7	7.6	7.4



- [ ] Ranking at each section and finish
- .-.- No data available at this section
- NA No data available



Horse/Jockey Name	Blissfull Lady
Final Rank	12
Fastest Section Time (Section)	0:11.22 (400m)
Top Speed [km/h] (Section)	65.1 (400m)
Race State	Finished

AUCKLAND  
THOROUGHBRED  
RACING  
SINCE 1874

Pukekohe Park NZ Professional

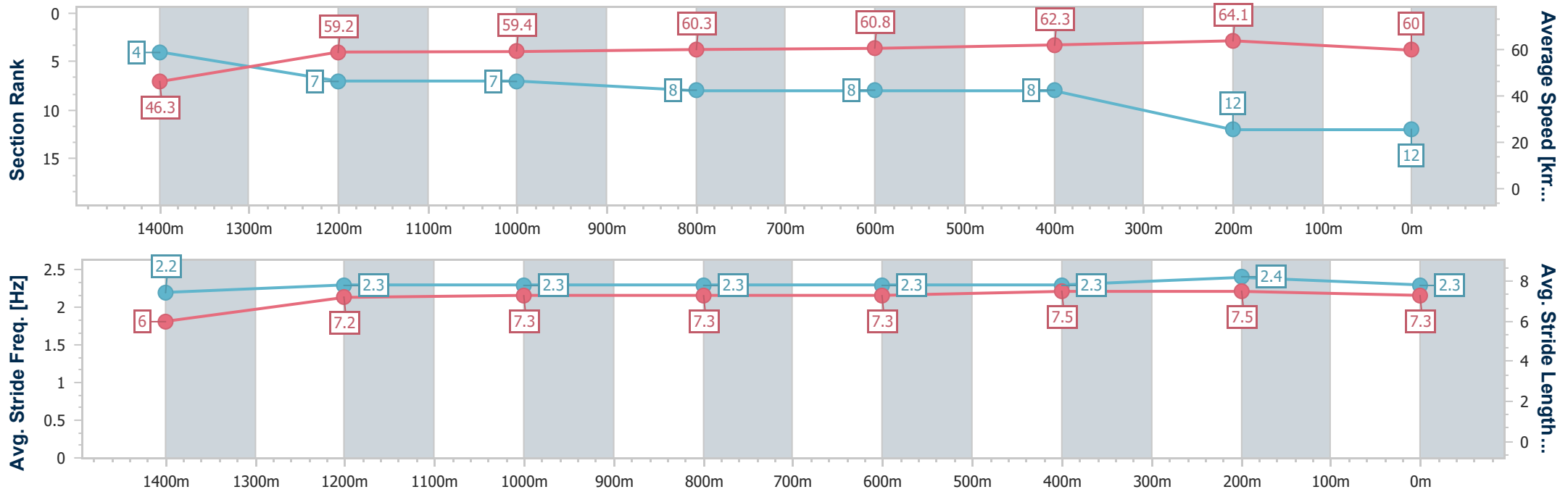
Race 3: BARFOOT & THOMPSON 1600 - 1600m

25 November 2023 - 12:59

Track Rating: Soft 5, Weather: Fine, Rail Position: +3m

PUKEKOHE  
PARK

Section	Overall	1400m	1200m	1000m	800m	600m	400m	200m
Section Times	1:38.82 [12] (0:15.53)	1:23.29 [4] (0:12.16)	1:11.13 [7] (0:12.13)	0:59.00 [7] (0:12.10)	0:46.90 [8] (0:12.05)	0:34.85 [8] (0:11.63)	0:23.22 [8] (0:11.22)	0:12.00 [12] (0:12.00)
Average Speed [km/h]	46.3	59.2	59.4	60.3	60.8	62.3	64.1	60.0
Top Speed [km/h]	60.9	60.4	60.5	62.2	62.2	64.3	65.1	63.9
Avg. Dist. to Rail [m]	5.0	2.4	2.1	2.5	2.4	2.1	4.7	5.6
Avg. Stride Freq. [Hz]	2.2	2.3	2.3	2.3	2.3	2.3	2.4	2.3
Avg. Stride Length [m]	6.0	7.2	7.3	7.3	7.3	7.5	7.5	7.3



- [ ] Ranking at each section and finish
- .-.- No data available at this section
- NA No data available





Horse/Jockey Name	Vino Valentino
Final Rank	13
Fastest Section Time (Section)	0:11.21 (400m)
Top Speed [km/h] (Section)	66.6 (400m)
Race State	Finished

AUCKLAND  
THOROUGHBRED  
RACING  
SINCE 1874

Pukekohe Park NZ Professional

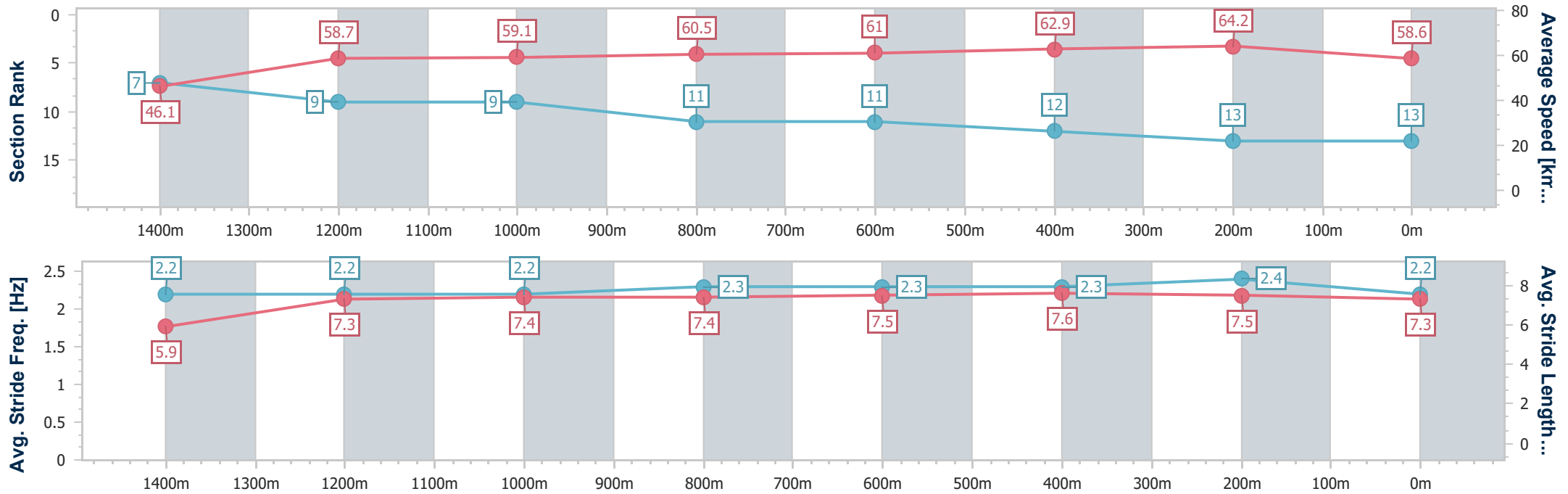
Race 3: BARFOOT & THOMPSON 1600 - 1600m

25 November 2023 - 12:59

Track Rating: Soft 5, Weather: Fine, Rail Position: +3m

PUKEKOHE  
PARK

Section	Overall	1400m	1200m	1000m	800m	600m	400m	200m
Section Times	1:39.24 [13] (0:15.67)	1:23.57 [7] (0:12.28)	1:11.29 [9] (0:12.14)	0:59.15 [9] (0:12.11)	0:47.04 [11] (0:11.96)	0:35.08 [11] (0:11.56)	0:23.52 [12] (0:11.21)	0:12.31 [13] (0:12.31)
Average Speed [km/h]	46.1	58.7	59.1	60.5	61.0	62.9	64.2	58.6
Top Speed [km/h]	60.9	59.8	60.5	62.6	63.0	65.9	66.6	63.6
Avg. Dist. to Rail [m]	12.5	4.3	3.0	2.4	2.4	3.2	5.6	5.6
Avg. Stride Freq. [Hz]	2.2	2.2	2.2	2.3	2.3	2.3	2.4	2.2
Avg. Stride Length [m]	5.9	7.3	7.4	7.4	7.5	7.6	7.5	7.3





Horse/Jockey Name	Billy Easton
Final Rank	14
Fastest Section Time (Section)	0:11.68 (600m)
Top Speed [km/h] (Section)	63.9 (600m)
Race State	Finished

AUCKLAND  
THOROUGHBRED  
RACING  
SINCE 1874

Pukekohe Park NZ Professional

Race 3: BARFOOT & THOMPSON 1600 - 1600m

25 November 2023 - 12:59

Track Rating: Soft 5, Weather: Fine, Rail Position: +3m

PUKEKOHE  
PARK

Section	Overall	1400m	1200m	1000m	800m	600m	400m	200m
Section Times	1:40.52 [14] (0:15.56)	1:24.96 [5] (0:11.83)	1:13.13 [3] (0:12.17)	1:00.96 [3] (0:12.08)	0:48.88 [4] (0:12.10)	0:36.78 [5] (0:11.68)	0:25.10 [6] (0:11.81)	0:13.29 [14] (0:13.29)
Average Speed [km/h]	46.3	60.8	59.3	60.1	60.4	62.4	60.9	54.1
Top Speed [km/h]	62.4	62.9	60.4	62.1	61.6	63.9	63.5	57.7
Avg. Dist. to Rail [m]	5.5	2.4	1.5	2.0	2.4	2.6	3.4	1.5
Avg. Stride Freq. [Hz]	2.3	2.3	2.3	2.3	2.3	2.3	2.3	2.2
Avg. Stride Length [m]	5.7	7.3	7.2	7.3	7.2	7.4	7.4	7.0

