

Track Rating: Soft 5, Weather: Fine, Rail Position: +3m

Section												Last 600m						
Field Times												0:33.65						
	Overall	1000m	800m	600m	400m	200m												
	1:10.56 (0:13.87)	0:56.69 (0:11.28)	0:45.41 (0:11.76)	0:33.65 (0:11.43)	0:22.22 (0:10.79)	0:11.43 (0:11.43)												
Rank	TAB	Horse/Jockey	Barrier	Top Speed [km/h]	Fastest Section												Margin	Distance Travelled [m]
1	10	DAZZLED Warren Kennedy	10	70.1 400m	0:10.45 400m	1:10.56 [1] (0:14.59)	0:55.97 [10] (0:11.55)	0:44.42 [10] (0:11.78)	0:32.64 [10] (0:11.00)	0:21.64 [8] (0:10.45)	0:11.19 [4] (0:11.19)	1:10.56	0:32.64					
2	6	TAKESHI Owen Bosson	12	68.2 400m	0:10.66 400m	1:10.78 [2] (0:14.00)	0:56.78 [3] (0:11.18)	0:45.60 [2] (0:11.88)	0:33.72 [2] (0:11.41)	0:22.31 [2] (0:10.66)	0:11.65 [1] (0:11.65)	1.4L	0:33.72	-2				
3	13	MESA VERDE Matthew Cameron	3	69.2 400m	0:10.62 400m	1:10.90 [3] (0:14.06)	0:56.84 [4] (0:11.51)	0:45.33 [4] (0:11.83)	0:33.50 [4] (0:11.26)	0:22.24 [3] (0:10.62)	0:11.62 [3] (0:11.62)	2.3L	0:33.50	-3				
4	8	LOOKSEASY Samantha Spratt	20	68.5 400m	0:10.81 400m	1:10.99 [4] (0:13.88)	0:57.11 [2] (0:11.27)	0:45.84 [1] (0:11.76)	0:34.08 [1] (0:11.43)	0:22.65 [1] (0:10.81)	0:11.84 [2] (0:11.84)	2.8L	0:34.08	-5				
5	1	BELLO MIO Niranjan Parmar	2	69.5 400m	0:10.59 400m	1:11.02 [5] (0:14.41)	0:56.61 [8] (0:11.42)	0:45.19 [7] (0:11.82)	0:33.37 [7] (0:11.24)	0:22.13 [6] (0:10.59)	0:11.54 [8] (0:11.54)	3.1L	0:33.37	-6				
6	11	DESERT ISLAND Jim Chung	9	69.4 400m	0:10.63 400m	1:11.12 [6] (0:13.87)	0:57.25 [1] (0:11.49)	0:45.76 [3] (0:11.97)	0:33.79 [3] (0:11.45)	0:22.34 [4] (0:10.63)	0:11.71 [6] (0:11.71)	3.7L	0:33.79	+2				
7	2	MOERAKI Vincent Colgan	17	70.2 400m	0:10.48 400m	1:11.16 [7] (0:14.20)	0:56.96 [6] (0:11.51)	0:45.45 [6] (0:11.81)	0:33.64 [5] (0:11.39)	0:22.25 [7] (0:10.48)	0:11.77 [5] (0:11.77)	4L	0:33.64	+5				
8	9	THERE GOES MY HERO Ryan Elliot	4	69.0 400m	0:10.69 400m	1:11.23 [8] (0:14.13)	0:57.10 [5] (0:11.56)	0:45.54 [5] (0:11.91)	0:33.63 [6] (0:11.18)	0:22.45 [5] (0:10.69)	0:11.76 [7] (0:11.76)	4.5L	0:33.63	+0				
9	4	CANDYCANE Michael McNab	13	70.5 400m	0:10.50 400m	1:11.28 [9] (0:14.60)	0:56.68 [11] (0:11.65)	0:45.03 [11] (0:11.81)	0:33.22 [12] (0:11.03)	0:22.19 [9] (0:10.50)	0:11.69 [10] (0:11.69)	4.8L	0:33.22	+0				
10	15	MISS SOLITAIRE Masa Hashizume	14	71.3 400m	0:10.42 400m	1:11.31 [10] (0:14.92)	0:56.39 [12] (0:11.37)	0:45.02 [12] (0:11.71)	0:33.31 [11] (0:11.15)	0:22.16 [11] (0:10.42)	0:11.74 [9] (0:11.74)	5L	0:33.31	-7				

Scratched: Imagination (#12), Magawa (#16), Ka Ying Lucky (#19), Lord Jimmy (#20), Arrowette (#18), Super Daisy (#5)

Track Rating: Soft 5, Weather: Fine, Rail Position: +3m

Section	Overall	1000m	800m	600m	400m	200m	Last 600m						
Field Times	1:10.56 (0:13.87)	0:56.69 (0:11.28)	0:45.41 (0:11.76)	0:33.65 (0:11.43)	0:22.22 (0:10.79)	0:11.43 (0:11.43)	0:33.65						
Rank	TAB	Horse/Jockey	Barrier	Top Speed [km/h]	Fastest Section	Margin	Distance Travelled [m]						
11	14	PALACE PRINCESS Kazuya Asano	8	68.7 400m	0:10.78 400m 1:11.66 [11] (0:14.43)	0:57.23 [9] (0:11.50)	0:45.73 [8] (0:11.84)	0:33.89 [8] (0:11.36)	0:22.53 [10] (0:10.78)	0:11.75 [11] (0:11.75)	7.3L	0:33.89	-2
12	7	HANAIEI Ace Lawson-Carroll	16	70.8 600m	0:10.66 400m 1:11.90 [12] (0:15.10)	0:56.80 [14] (0:11.36)	0:45.44 [13] (0:11.86)	0:33.58 [13] (0:11.00)	0:22.58 [13] (0:10.66)	0:11.92 [12] (0:11.92)	8.9L	0:33.58	+0
13	17	DON'T LOOK ETHEL Courtney Barnes	15	69.8 400m	0:10.63 400m 1:12.03 [13] (0:14.95)	0:57.08 [13] (0:11.60)	0:45.48 [14] (0:11.92)	0:33.56 [14] (0:11.14)	0:22.42 [14] (0:10.63)	0:11.79 [13] (0:11.79)	9.8L	0:33.56	-1
14	3	ALFRISTON Joe Doyle	6	67.9 400m	0:11.07 400m 1:12.37 [14] (0:14.38)	0:57.99 [7] (0:11.56)	0:46.43 [9] (0:11.85)	0:34.58 [9] (0:11.42)	0:23.16 [12] (0:11.07)	0:12.09 [14] (0:12.09)	12L	0:34.58	+2

Scratched: Imagination (#12), Magawa (#16), Ka Ying Lucky (#19), Lord Jimmy (#20), Arrowette (#18), Super Daisy (#5)



Horse/Jockey Name	Dazzled
Final Rank	1
Fastest Section Time (Section)	0:10.45 (400m)
Top Speed [km/h] (Section)	70.1 (400m)
Race State	Finished

AUCKLAND
THOROUGHBRED
RACING SINCE 1874

Pukekohe Park NZ Professional

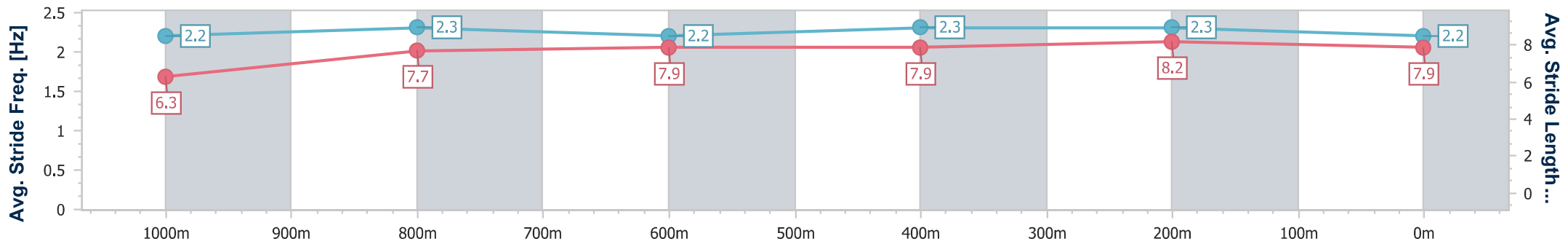
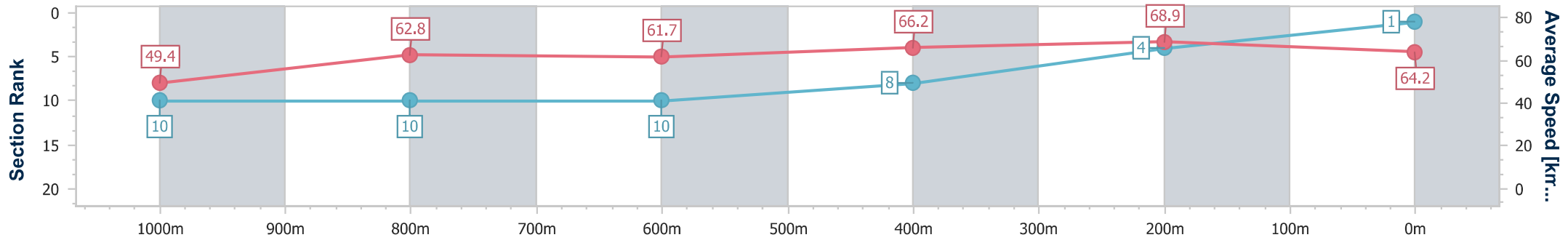
Race 2: FRANKLIN LONG ROOFING 1200 - 1200m

25 November 2023 - 12:20

Track Rating: Soft 5, Weather: Fine, Rail Position: +3m

PUKEKOHE
PARK

Section	Overall	1000m	800m	600m	400m	200m
Section Times	1:10.56 [1] (0:14.59)	0:55.97 [10] (0:11.55)	0:44.42 [10] (0:11.78)	0:32.64 [10] (0:11.00)	0:21.64 [8] (0:10.45)	0:11.19 [4] (0:11.19)
Average Speed [km/h]	49.4	62.8	61.7	66.2	68.9	64.2
Top Speed [km/h]	65.0	64.3	63.7	69.2	70.1	67.3
Avg. Dist. to Rail [m]	4.0	1.4	1.5	3.6	6.7	4.9
Avg. Stride Freq. [Hz]	2.2	2.3	2.2	2.3	2.3	2.2
Avg. Stride Length [m]	6.3	7.7	7.9	7.9	8.2	7.9



- [] Ranking at each section and finish
- .-.-.- No data available at this section
- NA No data available



Horse/Jockey Name	Takeshi
Final Rank	2
Fastest Section Time (Section)	0:10.66 (400m)
Top Speed [km/h] (Section)	68.2 (400m)
Race State	Finished

AUCKLAND
THOROUGHBRED
RACING
SINCE 1874

Pukekohe Park NZ Professional

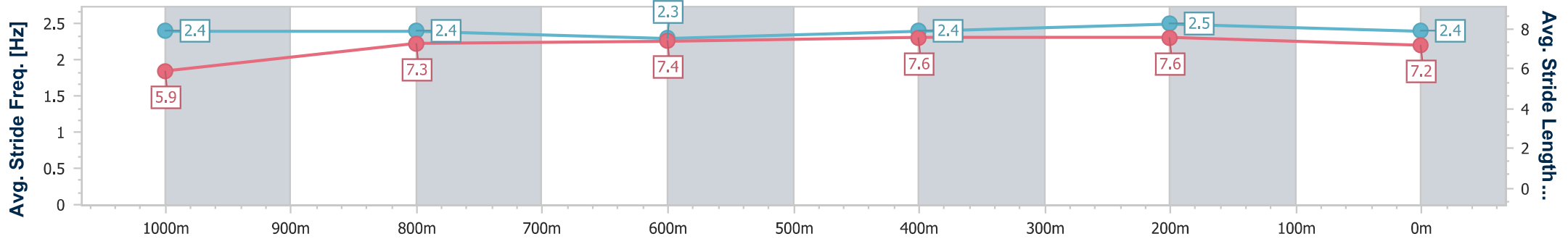
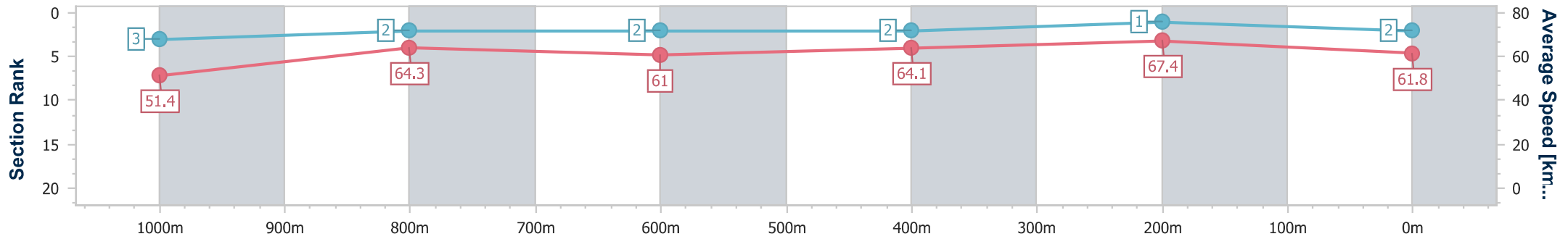
Race 2: FRANKLIN LONG ROOFING 1200 - 1200m

25 November 2023 - 12:20

Track Rating: Soft 5, Weather: Fine, Rail Position: +3m

PUKEKOHE
PARK

Section	Overall	1000m	800m	600m	400m	200m
Section Times	1:10.78 [2] (0:14.00)	0:56.78 [3] (0:11.18)	0:45.60 [2] (0:11.88)	0:33.72 [2] (0:11.41)	0:22.31 [2] (0:10.66)	0:11.65 [1] (0:11.65)
Average Speed [km/h]	51.4	64.3	61.0	64.1	67.4	61.8
Top Speed [km/h]	65.9	66.3	62.4	67.7	68.2	65.3
Avg. Dist. to Rail [m]	3.4	0.7	1.9	2.5	2.7	2.4
Avg. Stride Freq. [Hz]	2.4	2.4	2.3	2.4	2.5	2.4
Avg. Stride Length [m]	5.9	7.3	7.4	7.6	7.6	7.2



- [] Ranking at each section and finish
- .-.-.- No data available at this section
- NA No data available



Horse/Jockey Name	Mesa Verde
Final Rank	3
Fastest Section Time (Section)	0:10.62 (400m)
Top Speed [km/h] (Section)	69.2 (400m)
Race State	Finished

AUCKLAND
THOROUGHBRED
RACING

Pukekohe Park NZ Professional

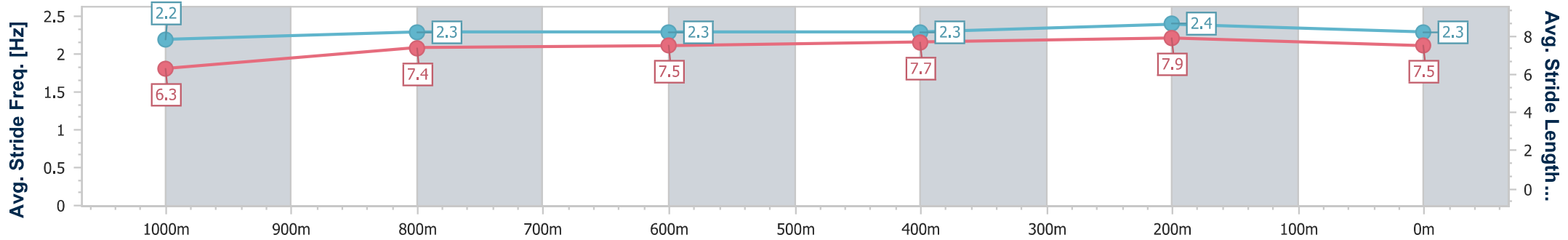
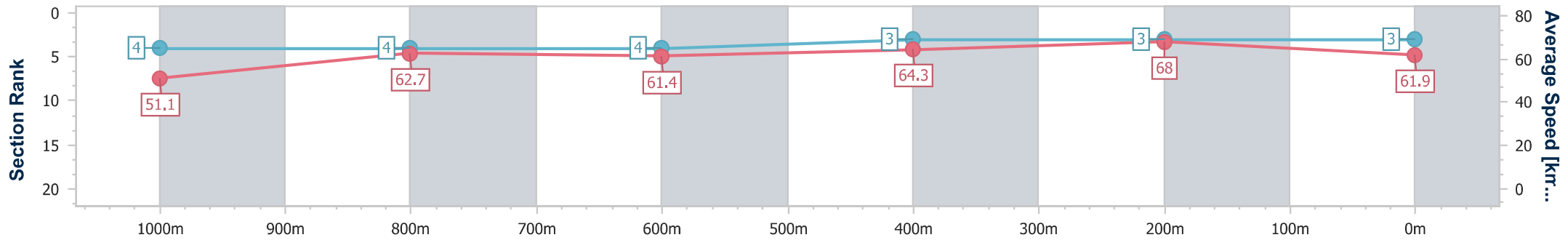
Race 2: FRANKLIN LONG ROOFING 1200 - 1200m

25 November 2023 - 12:20

Track Rating: Soft 5, Weather: Fine, Rail Position: +3m

PUKEKOHE
PARK

Section	Overall	1000m	800m	600m	400m	200m
Section Times	1:10.90 [3] (0:14.06)	0:56.84 [4] (0:11.51)	0:45.33 [4] (0:11.83)	0:33.50 [4] (0:11.26)	0:22.24 [3] (0:10.62)	0:11.62 [3] (0:11.62)
Average Speed [km/h]	51.1	62.7	61.4	64.3	68.0	61.9
Top Speed [km/h]	63.4	63.9	63.7	68.3	69.2	66.1
Avg. Dist. to Rail [m]	1.5	0.8	1.0	1.8	3.8	3.6
Avg. Stride Freq. [Hz]	2.2	2.3	2.3	2.3	2.4	2.3
Avg. Stride Length [m]	6.3	7.4	7.5	7.7	7.9	7.5



- [] Ranking at each section and finish
- .-.-.- No data available at this section
- NA No data available



Horse/Jockey Name	Lookseasy
Final Rank	4
Fastest Section Time (Section)	0:10.81 (400m)
Top Speed [km/h] (Section)	68.5 (400m)
Race State	Finished

AUCKLAND
THOROUGHBRED
RACING
SINCE 1874

Pukekohe Park NZ Professional

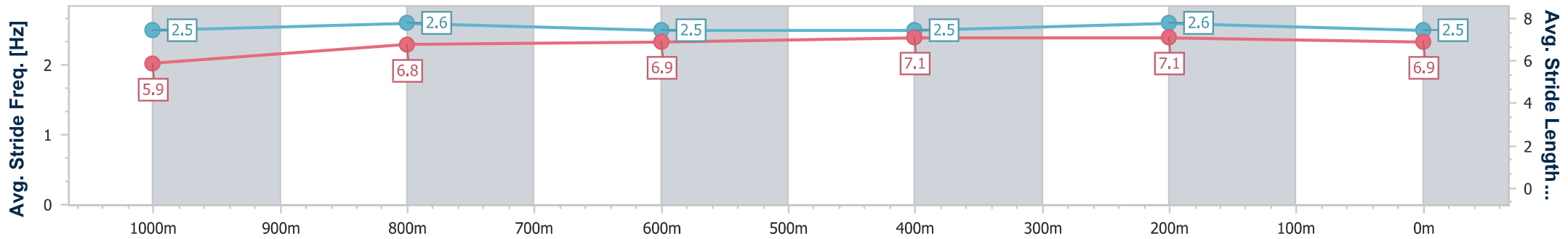
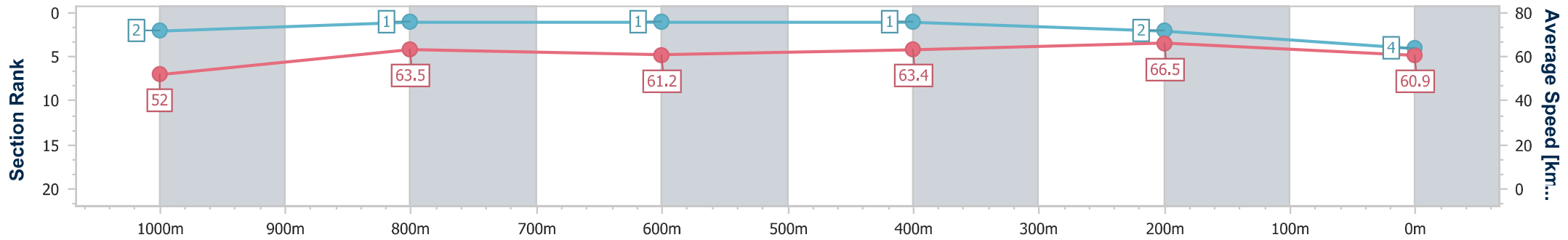
Race 2: FRANKLIN LONG ROOFING 1200 - 1200m

25 November 2023 - 12:20

Track Rating: Soft 5, Weather: Fine, Rail Position: +3m

PUKEKOHE
PARK

Section	Overall	1000m	800m	600m	400m	200m
Section Times	1:10.99 [4] (0:13.88)	0:57.11 [2] (0:11.27)	0:45.84 [1] (0:11.76)	0:34.08 [1] (0:11.43)	0:22.65 [1] (0:10.81)	0:11.84 [2] (0:11.84)
Average Speed [km/h]	52.0	63.5	61.2	63.4	66.5	60.9
Top Speed [km/h]	65.7	65.7	62.0	66.0	68.5	64.3
Avg. Dist. to Rail [m]	6.9	0.5	0.6	0.8	0.6	1.3
Avg. Stride Freq. [Hz]	2.5	2.6	2.5	2.5	2.6	2.5
Avg. Stride Length [m]	5.9	6.8	6.9	7.1	7.1	6.9



- [] Ranking at each section and finish
- .-.-.- No data available at this section
- NA No data available



Horse/Jockey Name	Bello Mio
Final Rank	5
Fastest Section Time (Section)	0:10.59 (400m)
Top Speed [km/h] (Section)	69.5 (400m)
Race State	Finished

AUCKLAND
THOROUGHBRED
RACING SINCE 1874

Pukekohe Park NZ Professional

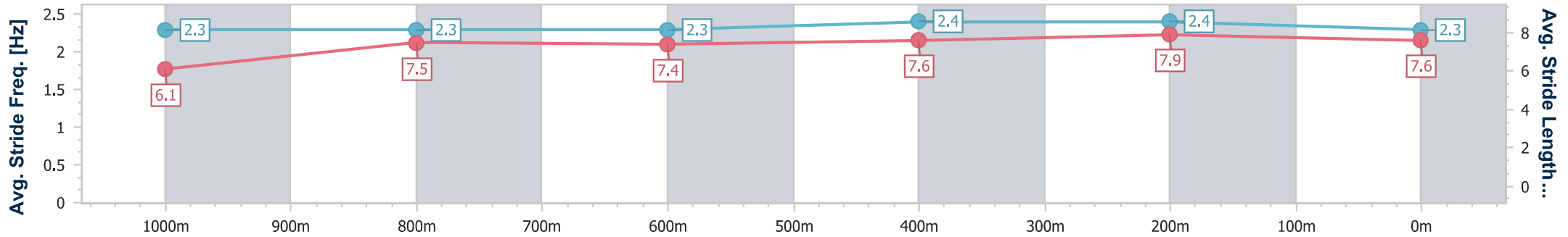
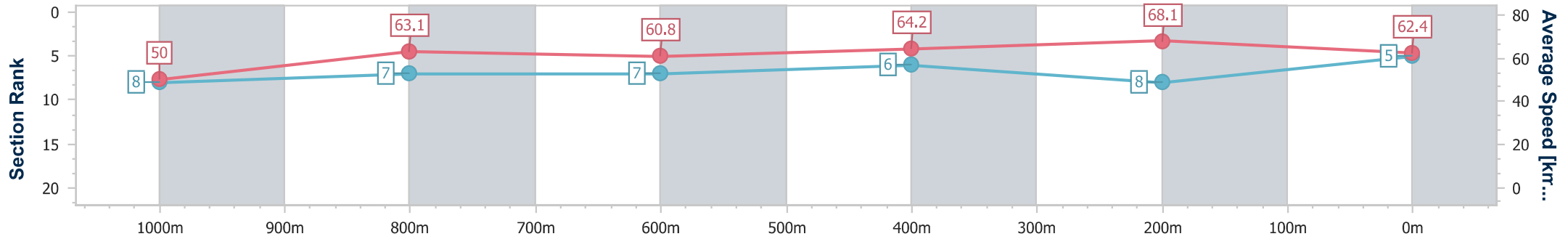
Race 2: FRANKLIN LONG ROOFING 1200 - 1200m

25 November 2023 - 12:20

Track Rating: Soft 5, Weather: Fine, Rail Position: +3m

PUKEKOHE
PARK

Section	Overall	1000m	800m	600m	400m	200m
Section Times	1:11.02 [5] (0:14.41)	0:56.61 [8] (0:11.42)	0:45.19 [7] (0:11.82)	0:33.37 [7] (0:11.24)	0:22.13 [6] (0:10.59)	0:11.54 [8] (0:11.54)
Average Speed [km/h]	50.0	63.1	60.8	64.2	68.1	62.4
Top Speed [km/h]	65.0	65.4	62.8	68.1	69.5	66.1
Avg. Dist. to Rail [m]	1.6	0.3	0.5	0.4	1.4	1.9
Avg. Stride Freq. [Hz]	2.3	2.3	2.3	2.4	2.4	2.3
Avg. Stride Length [m]	6.1	7.5	7.4	7.6	7.9	7.6



- [] Ranking at each section and finish
- .-.-.- No data available at this section
- NA No data available



Horse/Jockey Name	Desert Island
Final Rank	6
Fastest Section Time (Section)	0:10.63 (400m)
Top Speed [km/h] (Section)	69.4 (400m)
Race State	Finished

AUCKLAND
THOROUGHBRED
RACING

Pukekohe Park NZ Professional

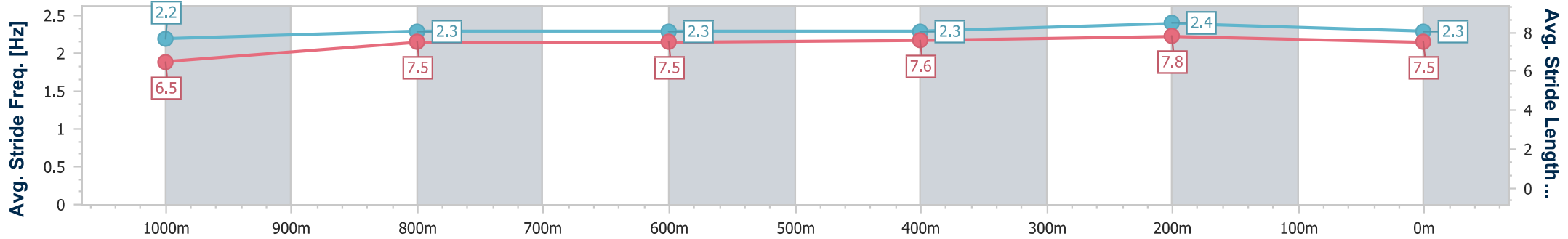
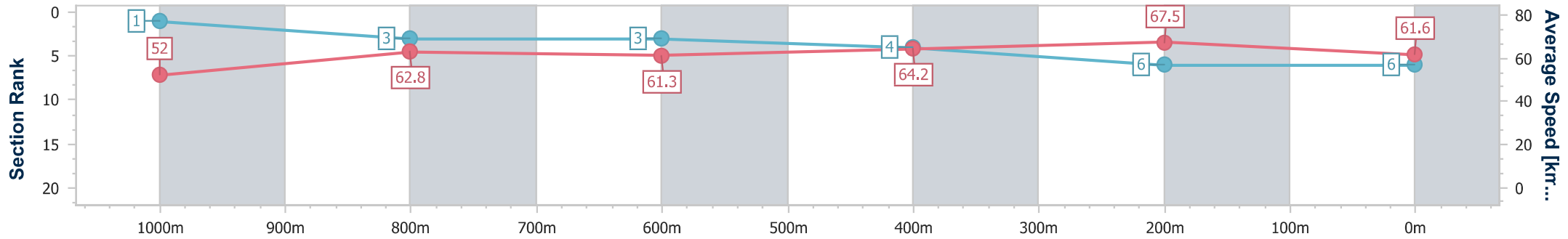
Race 2: FRANKLIN LONG ROOFING 1200 - 1200m

25 November 2023 - 12:20

Track Rating: Soft 5, Weather: Fine, Rail Position: +3m

PUKEKOHE
PARK

Section	Overall	1000m	800m	600m	400m	200m
Section Times	1:11.12 [6] (0:13.87)	0:57.25 [1] (0:11.49)	0:45.76 [3] (0:11.97)	0:33.79 [3] (0:11.45)	0:22.34 [4] (0:10.63)	0:11.71 [6] (0:11.71)
Average Speed [km/h]	52.0	62.8	61.3	64.2	67.5	61.6
Top Speed [km/h]	67.1	67.1	62.3	68.5	69.4	65.4
Avg. Dist. to Rail [m]	2.9	1.2	2.9	5.4	6.8	5.2
Avg. Stride Freq. [Hz]	2.2	2.3	2.3	2.3	2.4	2.3
Avg. Stride Length [m]	6.5	7.5	7.5	7.6	7.8	7.5



- [] Ranking at each section and finish
- .-.-.- No data available at this section
- NA No data available



Horse/Jockey Name	Moeraki
Final Rank	7
Fastest Section Time (Section)	0:10.48 (400m)
Top Speed [km/h] (Section)	70.2 (400m)
Race State	Finished

AUCKLAND
THOROUGHBRED
RACING SINCE 1874

Pukekohe Park NZ Professional

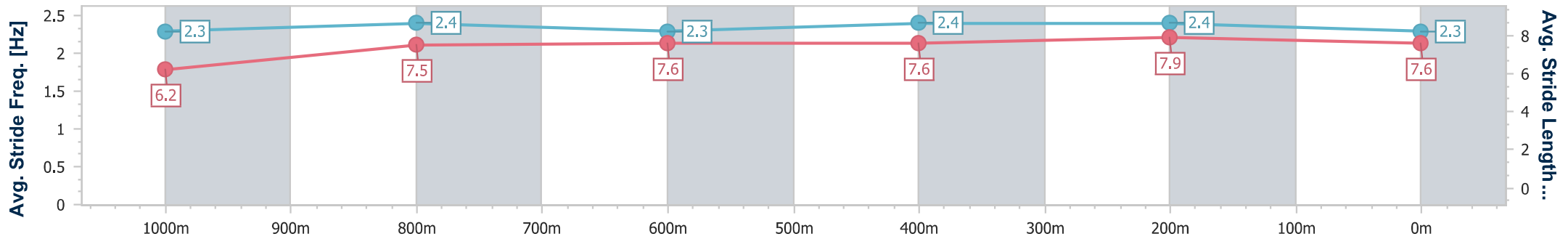
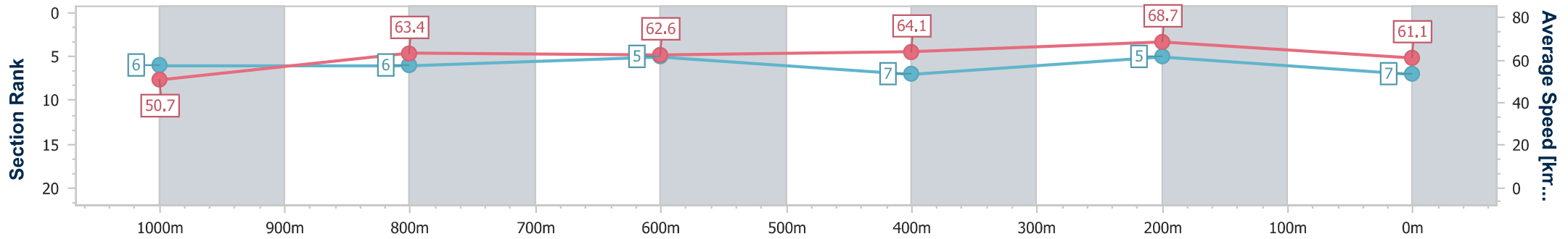
Race 2: FRANKLIN LONG ROOFING 1200 - 1200m

25 November 2023 - 12:20

Track Rating: Soft 5, Weather: Fine, Rail Position: +3m

PUKEKOHE
PARK

Section	Overall	1000m	800m	600m	400m	200m
Section Times	1:11.16 [7] (0:14.20)	0:56.96 [6] (0:11.51)	0:45.45 [6] (0:11.81)	0:33.64 [5] (0:11.39)	0:22.25 [7] (0:10.48)	0:11.77 [5]
Average Speed [km/h]	50.7	63.4	62.6	64.1	68.7	61.1
Top Speed [km/h]	65.1	65.3	64.2	69.0	70.2	66.3
Avg. Dist. to Rail [m]	7.8	2.6	4.2	4.9	8.1	8.3
Avg. Stride Freq. [Hz]	2.3	2.4	2.3	2.4	2.4	2.3
Avg. Stride Length [m]	6.2	7.5	7.6	7.6	7.9	7.6



- [] Ranking at each section and finish
- .-.-.- No data available at this section
- NA No data available



Horse/Jockey Name	There Goes My Hero
Final Rank	8
Fastest Section Time (Section)	0:10.69 (400m)
Top Speed [km/h] (Section)	69.0 (400m)
Race State	Finished

AUCKLAND
THOROUGHBRED
RACING

Pukekohe Park NZ Professional

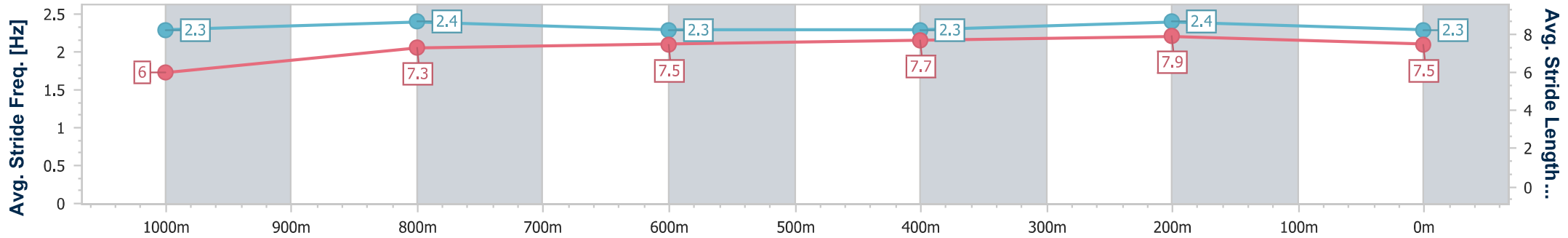
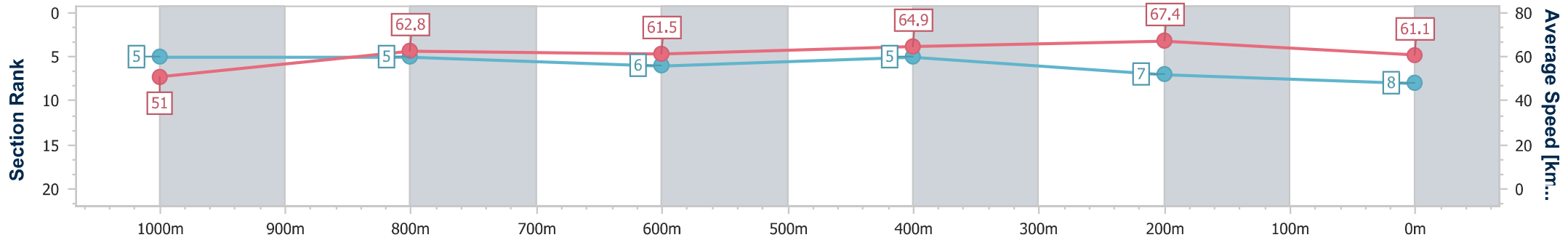
Race 2: FRANKLIN LONG ROOFING 1200 - 1200m

25 November 2023 - 12:20

Track Rating: Soft 5, Weather: Fine, Rail Position: +3m

PUKEKOHE
PARK

Section	Overall	1000m	800m	600m	400m	200m
Section Times	1:11.23 [8] (0:14.13)	0:57.10 [5] (0:11.56)	0:45.54 [5] (0:11.91)	0:33.63 [6] (0:11.18)	0:22.45 [5] (0:10.69)	0:11.76 [7]
Average Speed [km/h]	51.0	62.8	61.5	64.9	67.4	61.1
Top Speed [km/h]	63.6	64.3	62.3	68.2	69.0	64.5
Avg. Dist. to Rail [m]	0.9	1.7	3.2	1.9	4.3	4.6
Avg. Stride Freq. [Hz]	2.3	2.4	2.3	2.3	2.4	2.3
Avg. Stride Length [m]	6.0	7.3	7.5	7.7	7.9	7.5



- [] Ranking at each section and finish
- .-.-.- No data available at this section
- NA No data available



Horse/Jockey Name	Candycane
Final Rank	9
Fastest Section Time (Section)	0:10.50 (400m)
Top Speed [km/h] (Section)	70.5 (400m)
Race State	Finished

AUCKLAND
THOROUGHBRED
RACING

Pukekohe Park NZ Professional

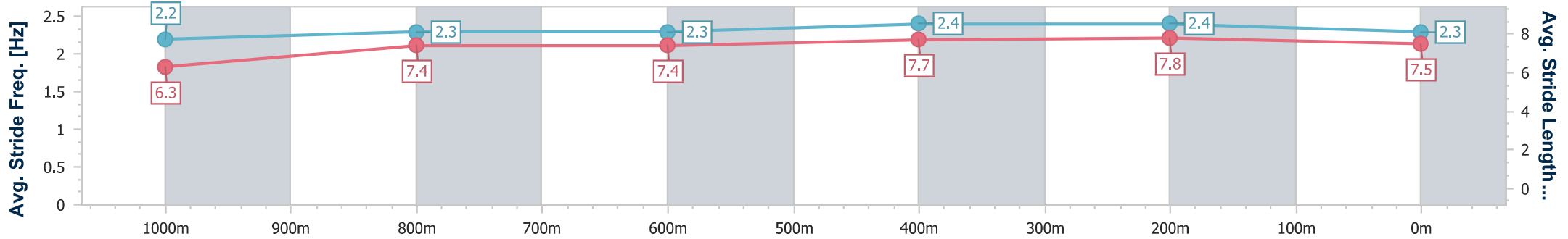
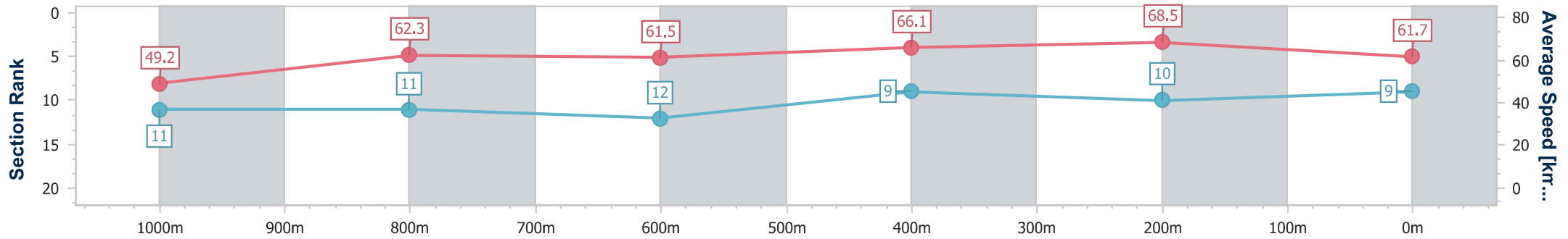
Race 2: FRANKLIN LONG ROOFING 1200 - 1200m

25 November 2023 - 12:20

Track Rating: Soft 5, Weather: Fine, Rail Position: +3m

PUKEKOHE
PARK

Section	Overall	1000m	800m	600m	400m	200m
Section Times	1:11.28 [9] (0:14.60)	0:56.68 [11] (0:11.65)	0:45.03 [11] (0:11.81)	0:33.22 [12] (0:11.03)	0:22.19 [9] (0:10.50)	0:11.69 [10]
Average Speed [km/h]	49.2	62.3	61.5	66.1	68.5	61.7
Top Speed [km/h]	63.3	63.8	63.3	68.5	70.5	66.0
Avg. Dist. to Rail [m]	4.0	1.5	1.5	3.7	7.6	8.6
Avg. Stride Freq. [Hz]	2.2	2.3	2.3	2.4	2.4	2.3
Avg. Stride Length [m]	6.3	7.4	7.4	7.7	7.8	7.5



- [] Ranking at each section and finish
- .-.-.- No data available at this section
- NA No data available



Horse/Jockey Name	Miss Solitaire
Final Rank	10
Fastest Section Time (Section)	0:10.42 (400m)
Top Speed [km/h] (Section)	71.3 (400m)
Race State	Finished

AUCKLAND
THOROUGHBRED
SINCE RACING 1874

Pukekohe Park NZ Professional

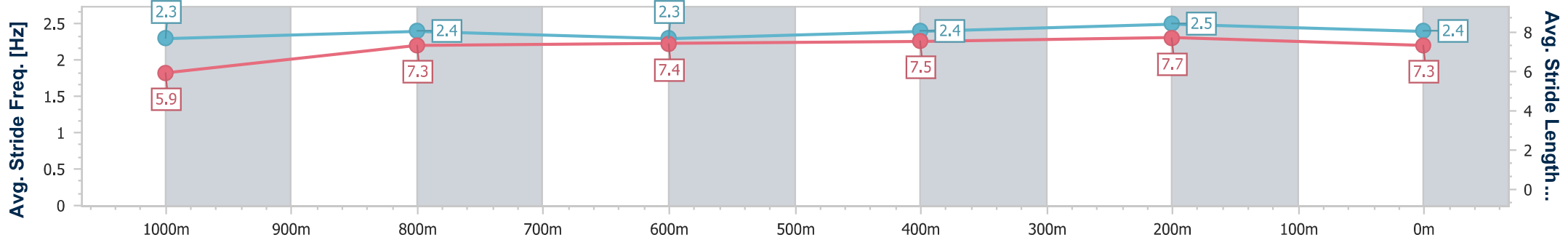
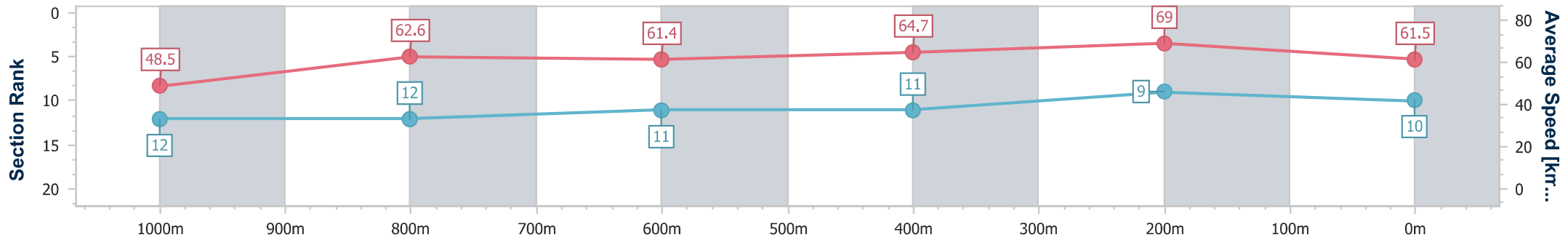
Race 2: FRANKLIN LONG ROOFING 1200 - 1200m

25 November 2023 - 12:20

Track Rating: Soft 5, Weather: Fine, Rail Position: +3m

PUKEKOHE
PARK

Section	Overall	1000m	800m	600m	400m	200m
Section Times	1:11.31 [10] (0:14.92)	0:56.39 [12] (0:11.37)	0:45.02 [12] (0:11.71)	0:33.31 [11] (0:11.15)	0:22.16 [11] (0:10.42)	0:11.74 [9] (0:11.74)
Average Speed [km/h]	48.5	62.6	61.4	64.7	69.0	61.5
Top Speed [km/h]	63.5	64.4	62.6	70.7	71.3	65.5
Avg. Dist. to Rail [m]	4.7	1.5	0.3	0.9	4.1	5.4
Avg. Stride Freq. [Hz]	2.3	2.4	2.3	2.4	2.5	2.4
Avg. Stride Length [m]	5.9	7.3	7.4	7.5	7.7	7.3



- [] Ranking at each section and finish
- .-.-.- No data available at this section
- NA No data available



Horse/Jockey Name	Palace Princess
Final Rank	11
Fastest Section Time (Section)	0:10.78 (400m)
Top Speed [km/h] (Section)	68.7 (400m)
Race State	Finished

AUCKLAND
THOROUGHBRED
RACING SINCE 1874

Pukekohe Park NZ Professional

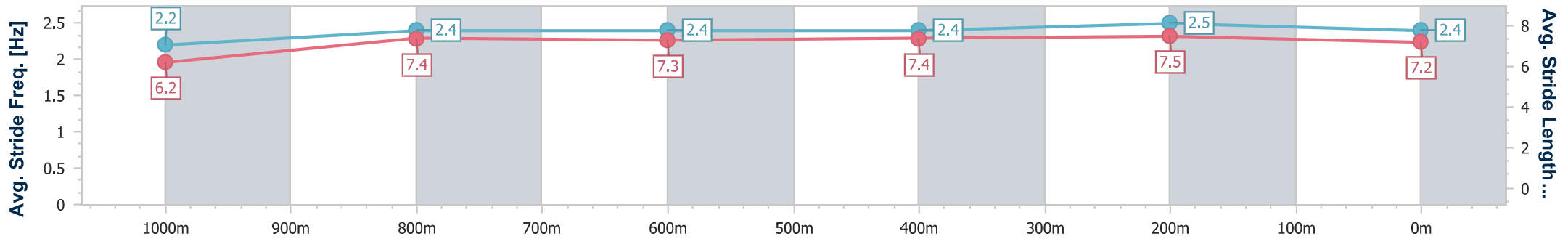
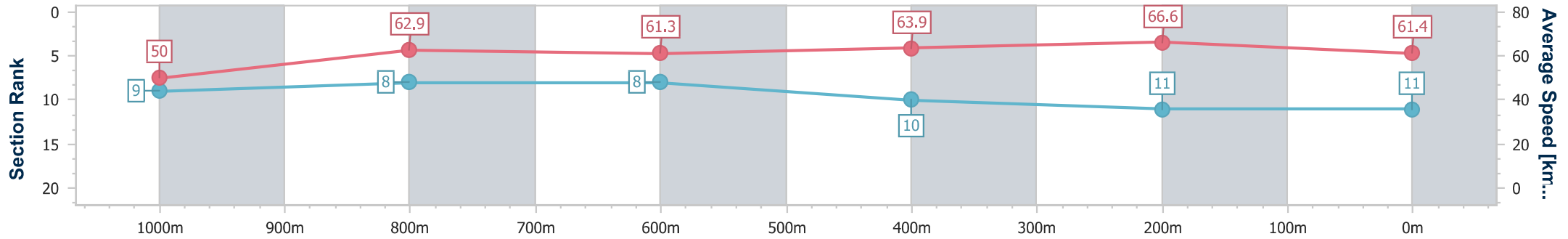
Race 2: FRANKLIN LONG ROOFING 1200 - 1200m

25 November 2023 - 12:20

Track Rating: Soft 5, Weather: Fine, Rail Position: +3m

PUKEKOHE
PARK

Section	Overall	1000m	800m	600m	400m	200m
Section Times	1:11.66 [11] (0:14.43)	0:57.23 [9] (0:11.50)	0:45.73 [8] (0:11.84)	0:33.89 [8] (0:11.36)	0:22.53 [10] (0:10.78)	0:11.75 [11] (0:11.75)
Average Speed [km/h]	50.0	62.9	61.3	63.9	66.6	61.4
Top Speed [km/h]	64.8	64.0	62.3	67.0	68.7	64.6
Avg. Dist. to Rail [m]	2.5	0.6	1.5	2.5	5.9	5.2
Avg. Stride Freq. [Hz]	2.2	2.4	2.4	2.4	2.5	2.4
Avg. Stride Length [m]	6.2	7.4	7.3	7.4	7.5	7.2



- [] Ranking at each section and finish
- .-.-.- No data available at this section
- NA No data available



Horse/Jockey Name	Hanalei
Final Rank	12
Fastest Section Time (Section)	0:10.66 (400m)
Top Speed [km/h] (Section)	70.8 (600m)
Race State	Finished

AUCKLAND
THOROUGHBRED
RACING SINCE 1874

Pukekohe Park NZ Professional

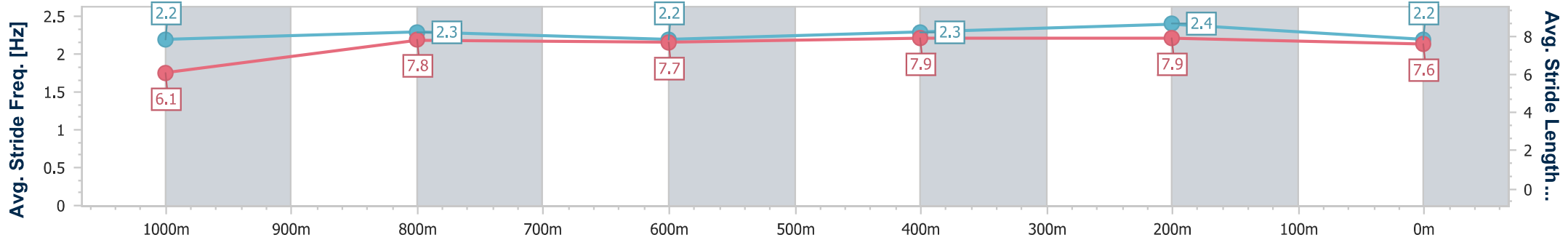
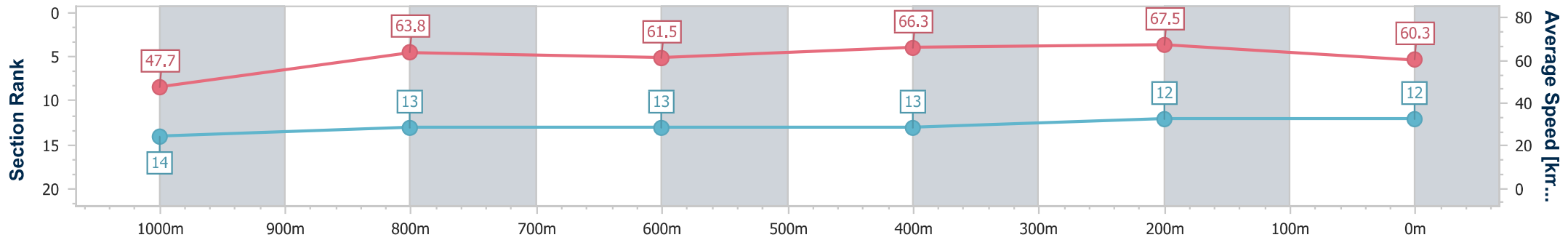
Race 2: FRANKLIN LONG ROOFING 1200 - 1200m

25 November 2023 - 12:20

Track Rating: Soft 5, Weather: Fine, Rail Position: +3m

PUKEKOHE
PARK

Section	Overall	1000m	800m	600m	400m	200m
Section Times	1:11.90 [12] (0:15.10)	0:56.80 [14] (0:11.36)	0:45.44 [13] (0:11.86)	0:33.58 [13] (0:11.00)	0:22.58 [13] (0:10.66)	0:11.92 [12] (0:11.92)
Average Speed [km/h]	47.7	63.8	61.5	66.3	67.5	60.3
Top Speed [km/h]	63.8	66.1	63.8	70.8	70.6	64.8
Avg. Dist. to Rail [m]	7.5	1.4	2.2	2.5	5.8	7.6
Avg. Stride Freq. [Hz]	2.2	2.3	2.2	2.3	2.4	2.2
Avg. Stride Length [m]	6.1	7.8	7.7	7.9	7.9	7.6



- [] Ranking at each section and finish
- .-.-.- No data available at this section
- NA No data available



Horse/Jockey Name	Don't Look Ethel
Final Rank	13
Fastest Section Time (Section)	0:10.63 (400m)
Top Speed [km/h] (Section)	69.8 (400m)
Race State	Finished

AUCKLAND
THOROUGHBRED
RACING SINCE 1874

Pukekohe Park NZ Professional

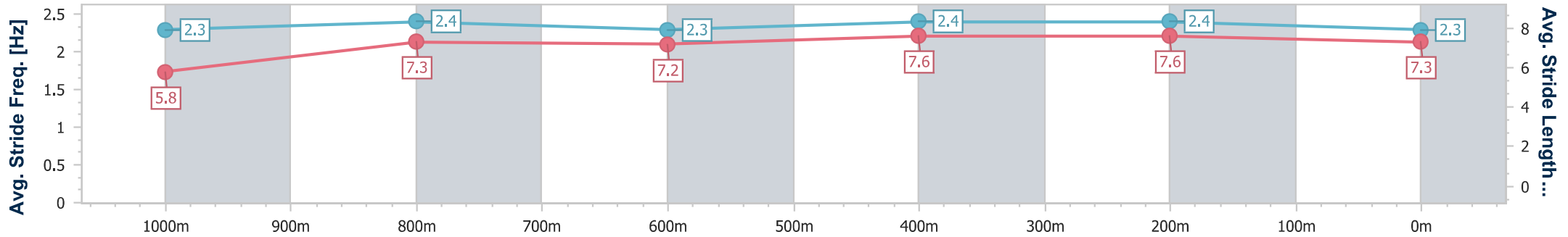
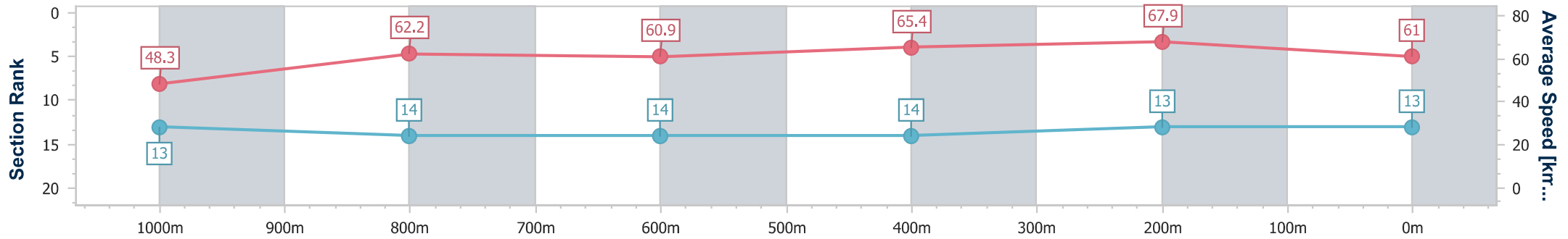
Race 2: FRANKLIN LONG ROOFING 1200 - 1200m

25 November 2023 - 12:20

Track Rating: Soft 5, Weather: Fine, Rail Position: +3m

PUKEKOHE
PARK

Section	Overall	1000m	800m	600m	400m	200m
Section Times	1:12.03 [13] (0:14.95)	0:57.08 [13] (0:11.60)	0:45.48 [14] (0:11.92)	0:33.56 [14] (0:11.14)	0:22.42 [14] (0:10.63)	0:11.79 [13] (0:11.79)
Average Speed [km/h]	48.3	62.2	60.9	65.4	67.9	61.0
Top Speed [km/h]	61.3	63.7	63.2	69.1	69.8	65.3
Avg. Dist. to Rail [m]	6.2	0.6	1.7	3.6	6.9	7.3
Avg. Stride Freq. [Hz]	2.3	2.4	2.3	2.4	2.4	2.3
Avg. Stride Length [m]	5.8	7.3	7.2	7.6	7.6	7.3



- [] Ranking at each section and finish
- .-.-.- No data available at this section
- NA No data available



Horse/Jockey Name	Alfriston
Final Rank	14
Fastest Section Time (Section)	0:11.07 (400m)
Top Speed [km/h] (Section)	67.9 (400m)
Race State	Finished

AUCKLAND
THOROUGHBRED
RACING

Pukekohe Park NZ Professional

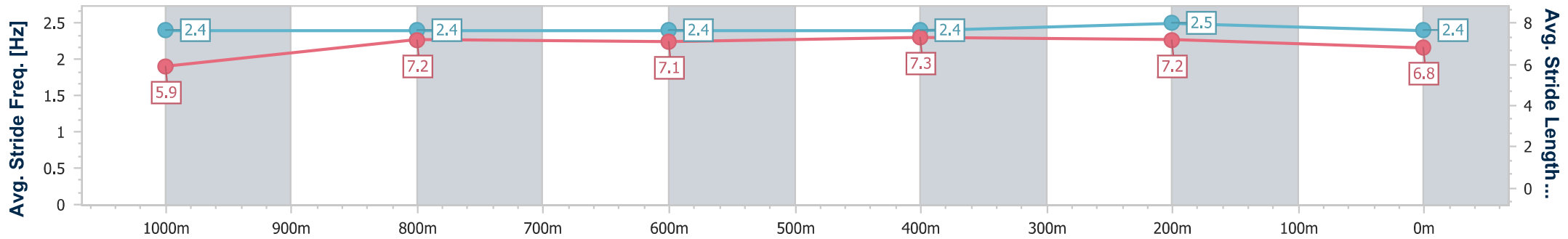
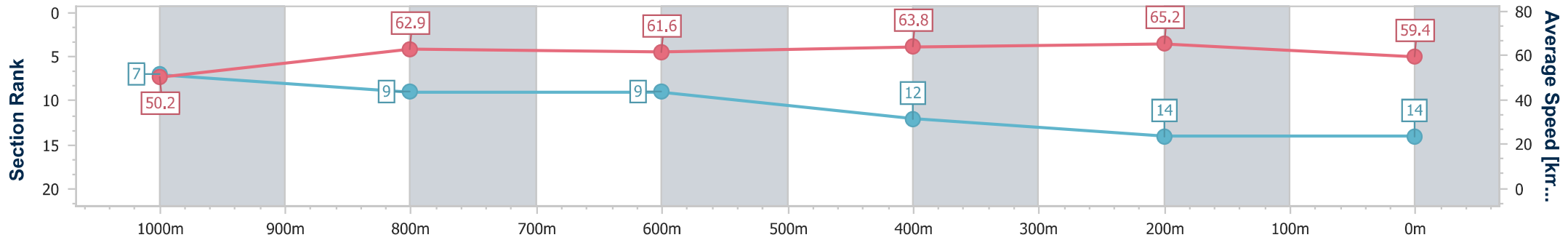
Race 2: FRANKLIN LONG ROOFING 1200 - 1200m

25 November 2023 - 12:20

Track Rating: Soft 5, Weather: Fine, Rail Position: +3m

PUKEKOHE
PARK

Section	Overall	1000m	800m	600m	400m	200m
Section Times	1:12.37 [14] (0:14.38)	0:57.99 [7] (0:11.56)	0:46.43 [9] (0:11.85)	0:34.58 [9] (0:11.42)	0:23.16 [12] (0:11.07)	0:12.09 [14] (0:12.09)
Average Speed [km/h]	50.2	62.9	61.6	63.8	65.2	59.4
Top Speed [km/h]	63.1	64.8	62.9	66.7	67.9	62.9
Avg. Dist. to Rail [m]	3.6	2.0	2.3	4.0	7.1	6.9
Avg. Stride Freq. [Hz]	2.4	2.4	2.4	2.4	2.5	2.4
Avg. Stride Length [m]	5.9	7.2	7.1	7.3	7.2	6.8



- [] Ranking at each section and finish
- .-.-.- No data available at this section
- NA No data available