

Track Rating: Soft 5, Weather: Fine, Rail Position: +3m

Section		Overall	1400m	1200m	1000m	800m	600m	400m	Last 600m				
Field Times		1:36.78 (0:14.46)	1:22.32 (0:11.05)	1:11.27 (0:11.45)	0:59.82 (0:12.02)	0:47.80 (0:12.45)	0:35.35 (0:11.72)	0:23.63 (0:11.17)	0:35.35				
Rank	TAB Horse/Jockey	Barrier	Top Speed [km/h]	Fastest Section									Distance Travelled [m]
1	3 RUDYARD Ryan Elliot	21	69.6 400m	0:10.78 400m	1:36.78 [1] (0:15.26)	1:21.52 [14] (0:11.64)	1:09.88 [16] (0:11.68)	0:58.20 [16] (0:11.96)	0:46.24 [16] (0:12.07)	0:34.17 [14] (0:11.61)	0:22.56 [13] (0:10.78)	0:34.17	
2	5 AMBERITE Niranjan Parmar	2	66.3 1400m	0:11.17 1400m	1:36.82 [2] (0:14.59)	1:22.23 [4] (0:11.17)	1:11.06 [4] (0:11.54)	0:59.52 [3] (0:12.07)	0:47.45 [3] (0:12.39)	0:35.06 [4] (0:11.68)	0:23.38 [4] (0:11.19)	0:35.06	-2
3	18 KENOBI Matthew Cameron	11	66.0 1400m	0:11.13 400m	1:36.82 [3] (0:14.87)	1:21.95 [9] (0:11.32)	1:10.63 [11] (0:11.56)	0:59.07 [10] (0:12.17)	0:46.90 [10] (0:12.37)	0:34.53 [11] (0:11.61)	0:22.92 [9] (0:11.13)	0:34.53	+1
4	19 ARMINO Gareth Lahoud	4	68.4 1400m	0:11.05 1400m	1:36.83 [4] (0:14.46)	1:22.37 [1] (0:11.05)	1:11.32 [1] (0:11.45)	0:59.87 [1] (0:12.10)	0:47.77 [2] (0:12.41)	0:35.36 [2] (0:11.68)	0:23.68 [1] (0:11.17)	0:35.36	-3
5	15 NANCY SHE WROTE Courtney Barnes	13	66.9 400m	0:11.14 400m	1:36.94 [5] (0:14.68)	1:22.26 [5] (0:11.27)	1:10.99 [7] (0:11.39)	0:59.60 [4] (0:12.04)	0:47.56 [4] (0:12.29)	0:35.27 [3] (0:11.74)	0:23.53 [3] (0:11.14)	0:35.27	+7
6	16 STILL BANGON Samantha Spratt	14	66.8 400m	0:10.96 400m	1:36.94 [6] (0:14.94)	1:22.00 [11] (0:11.46)	1:10.54 [12] (0:11.60)	0:58.94 [12] (0:12.14)	0:46.80 [12] (0:12.21)	0:34.59 [12] (0:11.89)	0:22.70 [14] (0:10.96)	0:34.59	+6
7	8 NOVAK Triston Moodley	7	65.8 400m	0:11.09 400m	1:37.15 [7] (0:15.30)	1:21.85 [15] (0:11.47)	1:10.38 [14] (0:11.56)	0:58.82 [14] (0:11.83)	0:46.99 [13] (0:12.34)	0:34.65 [13] (0:11.67)	0:22.98 [12] (0:11.09)	0:34.65	-4
8	7 MERSEY BEAT Ashvin Goindasamy	5	66.7 1400m	0:11.11 400m	1:37.19 [8] (0:14.75)	1:22.44 [6] (0:11.13)	1:11.31 [5] (0:11.54)	0:59.77 [6] (0:12.19)	0:47.58 [6] (0:12.37)	0:35.21 [7] (0:11.65)	0:23.56 [6] (0:11.11)	0:35.21	+0
9	1 ARJAY'S FLIGHT Masahiro Hashizume	15	65.9 200m	0:11.30 400m	1:37.21 [9] (0:15.32)	1:21.89 [16] (0:11.48)	1:10.41 [15] (0:11.63)	0:58.78 [15] (0:12.00)	0:46.78 [14] (0:12.23)	0:34.55 [15] (0:11.64)	0:22.91 [15] (0:11.30)	0:34.55	-1
10	10 MADAME LE FAY Jonathan Riddell	18	66.8 1400m	0:11.10 1400m	1:37.38 [10] (0:14.80)	1:22.58 [7] (0:11.10)	1:11.48 [6] (0:11.60)	0:59.88 [7] (0:12.15)	0:47.73 [7] (0:12.28)	0:35.45 [6] (0:11.73)	0:23.72 [7] (0:11.27)	0:35.45	+8

Scratched: Three Ninety (#21), Burgundy Iff (#14), Vino Valentino (#20), Fabulous Gal (#12), Obadiah (#22), Con Artist (#2)

Track Rating: Soft 5, Weather: Fine, Rail Position: +3m

Section		Overall	1400m	1200m	1000m	800m	600m	400m	Last 600m					
Field Times		1:36.78 (0:14.46)	1:22.32 (0:11.05)	1:11.27 (0:11.45)	0:59.82 (0:12.02)	0:47.80 (0:12.45)	0:35.35 (0:11.72)	0:23.63 (0:11.17)	0:35.35					
Rank	TAB Horse/Jockey	Barrier	Top Speed [km/h]	Fastest Section										Distance Travelled [m]
11	13 ANELA Joe Doyle	17	66.1 400m	0:11.11 1400m	1:37.40 [11] (0:14.94)	1:22.46 [12] (0:11.11)	1:11.35 [8] (0:11.58)	0:59.77 [8] (0:12.15)	0:47.62 [8] (0:12.36)	0:35.26 [10] (0:11.84)	0:23.42 [10] (0:11.12)	0:35.26	+3	
12	17 DONTPELLTIMMY Kazuya Asano	6	66.9 Overall	0:11.18 1400m	1:37.51 [12] (0:14.53)	1:22.98 [3] (0:11.18)	1:11.80 [3] (0:11.64)	1:00.16 [5] (0:12.10)	0:48.06 [5] (0:12.40)	0:35.66 [5] (0:11.74)	0:23.92 [5] (0:11.41)	0:35.66	+2	
13	4 LERADO Michael McNab	3	66.2 400m	0:11.19 400m	1:37.63 [13] (0:14.85)	1:22.78 [8] (0:11.23)	1:11.55 [9] (0:11.72)	0:59.83 [11] (0:12.07)	0:47.76 [9] (0:12.25)	0:35.51 [9] (0:11.92)	0:23.59 [11] (0:11.19)	0:35.51	+3	
14	9 THE DIVINER Warren Kennedy	20	65.7 1400m	0:11.30 1400m	1:37.88 [14] (0:14.88)	1:23.00 [10] (0:11.30)	1:11.70 [10] (0:11.54)	1:00.16 [9] (0:12.30)	0:47.86 [11] (0:12.06)	0:35.80 [8] (0:11.80)	0:24.00 [8] (0:11.34)	0:35.80	+8	
15	11 SELVA VERDE Jim Chung	9	66.0 1400m	0:11.01 1400m	1:37.90 [15] (0:14.52)	1:23.38 [2] (0:11.01)	1:12.37 [2] (0:11.47)	1:00.90 [2] (0:11.98)	0:48.92 [1] (0:12.45)	0:36.47 [1] (0:11.92)	0:24.55 [2] (0:11.43)	0:36.47	+5	
16	6 KEY LARGO Vincent Colgan	19	64.8 600m	0:11.43 400m	1:38.37 [16] (0:15.01)	1:23.36 [13] (0:11.53)	1:11.83 [13] (0:11.72)	1:00.11 [13] (0:12.25)	0:47.86 [15] (0:12.25)	0:35.61 [16] (0:11.59)	0:24.02 [16] (0:11.43)	0:35.61	+9	

Scratched: Three Ninety (#21), Burgundy Iff (#14), Vino Valentino (#20), Fabulous Gal (#12), Obadiah (#22), Con Artist (#2)

Track Rating: Soft 5, Weather: Fine, Rail Position: +3m

Section							200m			Last 600m
Field Times							0:12.46			0:35.35
Rank	TAB	Horse/Jockey	Barrier	Top Speed [km/h]	Fastest Section	Margin				Distance Travelled [m]
1	3	RUDYARD Ryan Elliot	21	69.6 400m	0:10.78 400m	0:11.78 [8] (0:11.78)	1:36.78		0:34.17	
2	5	AMBERITE Niranjan Parmar	2	66.3 1400m	0:11.17 1400m	0:12.19 [3] (0:12.19)	0.2L		0:35.06	-2
3	18	KENOBI Matthew Cameron	11	66.0 1400m	0:11.13 400m	0:11.79 [9] (0:11.79)	0.3L		0:34.53	+1
4	19	ARMINO Gareth Lahoud	4	68.4 1400m	0:11.05 1400m	0:12.51 [1] (0:12.51)	0.3L		0:35.36	-3
5	15	NANCY SHE WROTE Courtney Barnes	13	66.9 400m	0:11.14 400m	0:12.39 [2] (0:12.39)	1.1L		0:35.27	+7
6	16	STILL BANGON Samantha Spratt	14	66.8 400m	0:10.96 400m	0:11.74 [11] (0:11.74)	1.1L		0:34.59	+6
7	8	NOVAK Triston Moodley	7	65.8 400m	0:11.09 400m	0:11.89 [14] (0:11.89)	2.4L		0:34.65	-4
8	7	MERSEY BEAT Ashvin Goindasamy	5	66.7 1400m	0:11.11 400m	0:12.45 [4] (0:12.45)	2.7L		0:35.21	+0
9	1	ARJAY'S FLIGHT Masahiro Hashizume	15	65.9 200m	0:11.30 400m	0:11.61 [15] (0:11.61)	2.9L		0:34.55	-1
10	10	MADAME LE FAY Jonathan Riddell	18	66.8 1400m	0:11.10 1400m	0:12.45 [6] (0:12.45)	4L		0:35.45	+8

Scratched: Three Ninety (#21), Burgundy Iff (#14), Vino Valentino (#20), Fabulous Gal (#12), Obadiah (#22), Con Artist (#2)

Track Rating: Soft 5, Weather: Fine, Rail Position: +3m

Section							200m			Last 600m	
Field Times							0:12.46			0:35.35	
Rank	TAB	Horse/Jockey	Barrier	Top Speed [km/h]	Fastest Section	Margin				Distance Travelled [m]	
11	13	ANELA Joe Doyle	17	66.1 400m	0:11.11 1400m	0:12.30 [10] (0:12.30)	4.1L			0:35.26	+3
12	17	DONTELLTIMMY Kazuya Asano	6	66.9 Overall	0:11.18 1400m	0:12.51 [7] (0:12.51)	4.9L			0:35.66	+2
13	4	LERADO Michael McNab	3	66.2 400m	0:11.19 400m	0:12.40 [13] (0:12.40)	5.7L			0:35.51	+3
14	9	THE DIVINER Warren Kennedy	20	65.7 1400m	0:11.30 1400m	0:12.66 [12] (0:12.66)	7.3L			0:35.80	+8
15	11	SELVA VERDE Jim Chung	9	66.0 1400m	0:11.01 1400m	0:13.12 [5] (0:13.12)	7.5L			0:36.47	+5
16	6	KEY LARGO Vincent Colgan	19	64.8 600m	0:11.43 400m	0:12.59 [16] (0:12.59)	10.6L			0:35.61	+9

Scratched: Three Ninety (#21), Burgundy Iff (#14), Vino Valentino (#20), Fabulous Gal (#12), Obadiah (#22), Con Artist (#2)



Horse/Jockey Name	Rudyard
Final Rank	1
Fastest Section Time (Section)	0:10.78 (400m)
Top Speed [km/h] (Section)	69.6 (400m)
Race State	Finished

AUCKLAND
THOROUGHBRED
RACING
SINCE 1874

Pukekohe Park NZ Professional

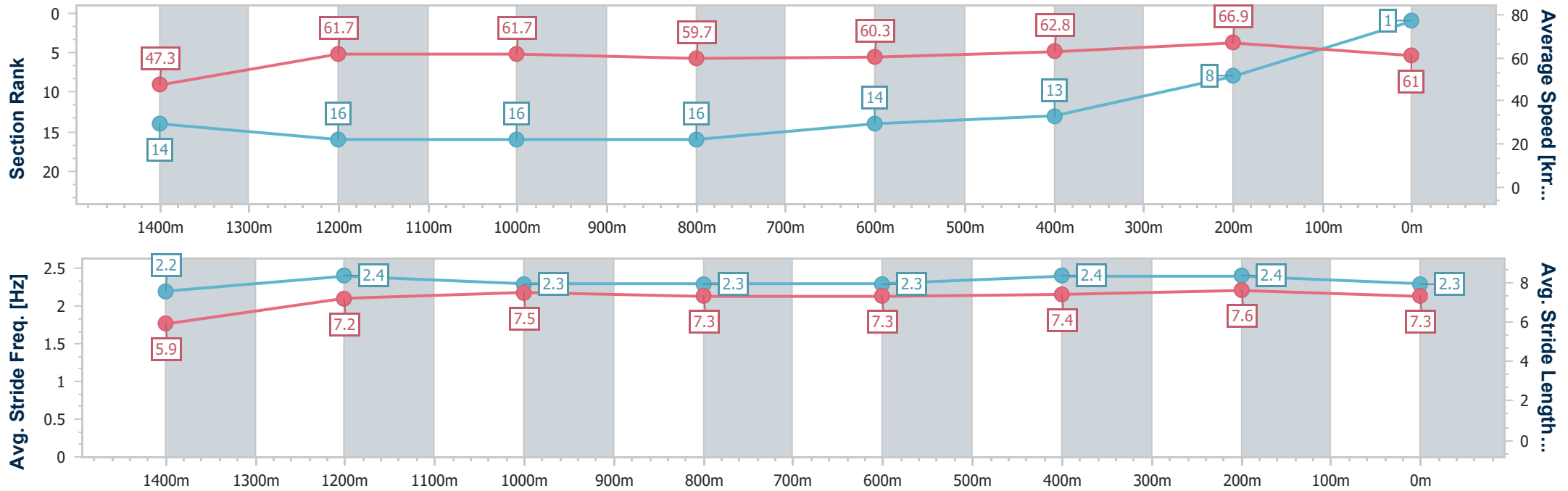
Race 10: HR FISKEN & SONS 1600 - 1600m

25 November 2023 - 17:09

Track Rating: Soft 5, Weather: Fine, Rail Position: +3m

PUKEKOHE
PARK

Section	Overall	1400m	1200m	1000m	800m	600m	400m	200m
Section Times	1:36.78 [1] (0:15.26)	1:21.52 [14] (0:11.64)	1:09.88 [16] (0:11.68)	0:58.20 [16] (0:11.96)	0:46.24 [16] (0:12.07)	0:34.17 [14] (0:11.61)	0:22.56 [13] (0:10.78)	0:11.78 [8] (0:11.78)
Average Speed [km/h]	47.3	61.7	61.7	59.7	60.3	62.8	66.9	61.0
Top Speed [km/h]	61.1	63.2	62.7	61.5	61.7	66.2	69.6	64.6
Avg. Dist. to Rail [m]	13.9	2.8	1.4	1.1	1.4	3.7	3.0	2.4
Avg. Stride Freq. [Hz]	2.2	2.4	2.3	2.3	2.3	2.4	2.4	2.3
Avg. Stride Length [m]	5.9	7.2	7.5	7.3	7.3	7.4	7.6	7.3



- [] Ranking at each section and finish
- .-.-.- No data available at this section
- NA No data available



Horse/Jockey Name	Amberite
Final Rank	2
Fastest Section Time (Section)	0:11.17 (1400m)
Top Speed [km/h] (Section)	66.3 (1400m)
Race State	Finished

AUCKLAND
THOROUGHBRED
RACING
SINCE 1874

Pukekohe Park NZ Professional

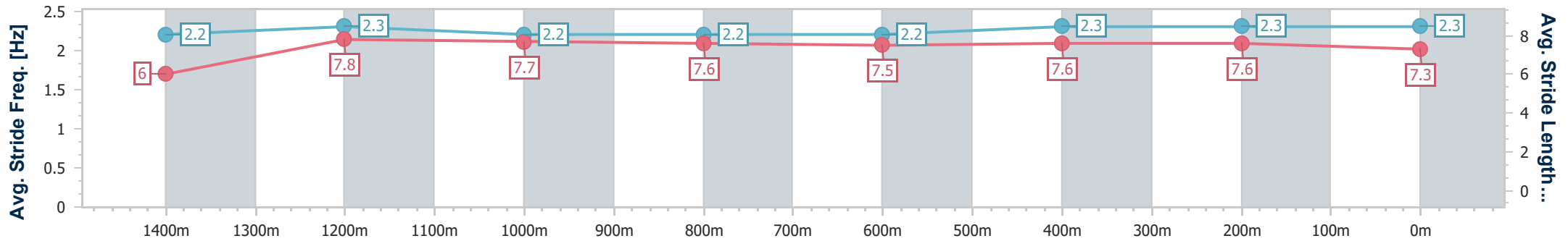
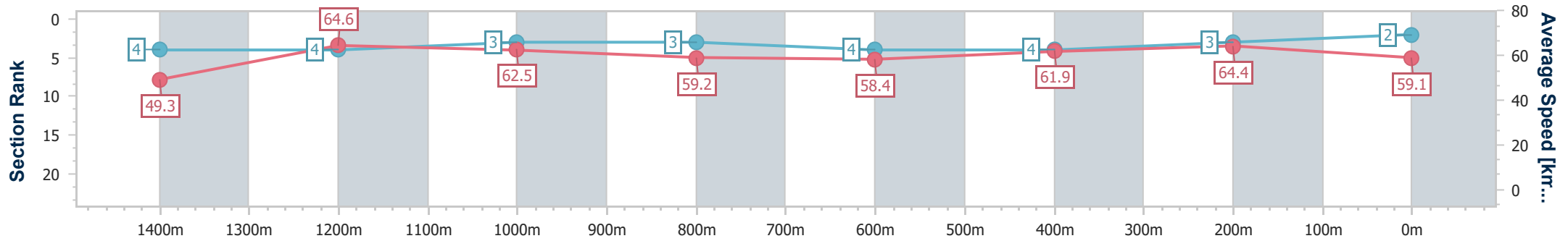
Race 10: HR FISKEN & SONS 1600 - 1600m

25 November 2023 - 17:09

Track Rating: Soft 5, Weather: Fine, Rail Position: +3m

PUKEKOHE
PARK

Section	Overall	1400m	1200m	1000m	800m	600m	400m	200m
Section Times	1:36.82 [2] (0:14.59)	1:22.23 [4] (0:11.17)	1:11.06 [4] (0:11.54)	0:59.52 [3] (0:12.07)	0:47.45 [3] (0:12.39)	0:35.06 [4] (0:11.68)	0:23.38 [4] (0:11.19)	0:12.19 [3] (0:12.19)
Average Speed [km/h]	49.3	64.6	62.5	59.2	58.4	61.9	64.4	59.1
Top Speed [km/h]	65.8	66.3	63.7	59.8	59.9	65.2	66.2	61.9
Avg. Dist. to Rail [m]	2.5	2.4	1.3	1.0	0.9	2.2	4.0	3.2
Avg. Stride Freq. [Hz]	2.2	2.3	2.2	2.2	2.2	2.3	2.3	2.3
Avg. Stride Length [m]	6.0	7.8	7.7	7.6	7.5	7.6	7.6	7.3



- [] Ranking at each section and finish
- .-.- No data available at this section
- NA No data available



Horse/Jockey Name	Kenobi
Final Rank	3
Fastest Section Time (Section)	0:11.13 (400m)
Top Speed [km/h] (Section)	66.0 (1400m)
Race State	Finished

AUCKLAND
THOROUGHBRED
RACING
SINCE 1874

Pukekohe Park NZ Professional

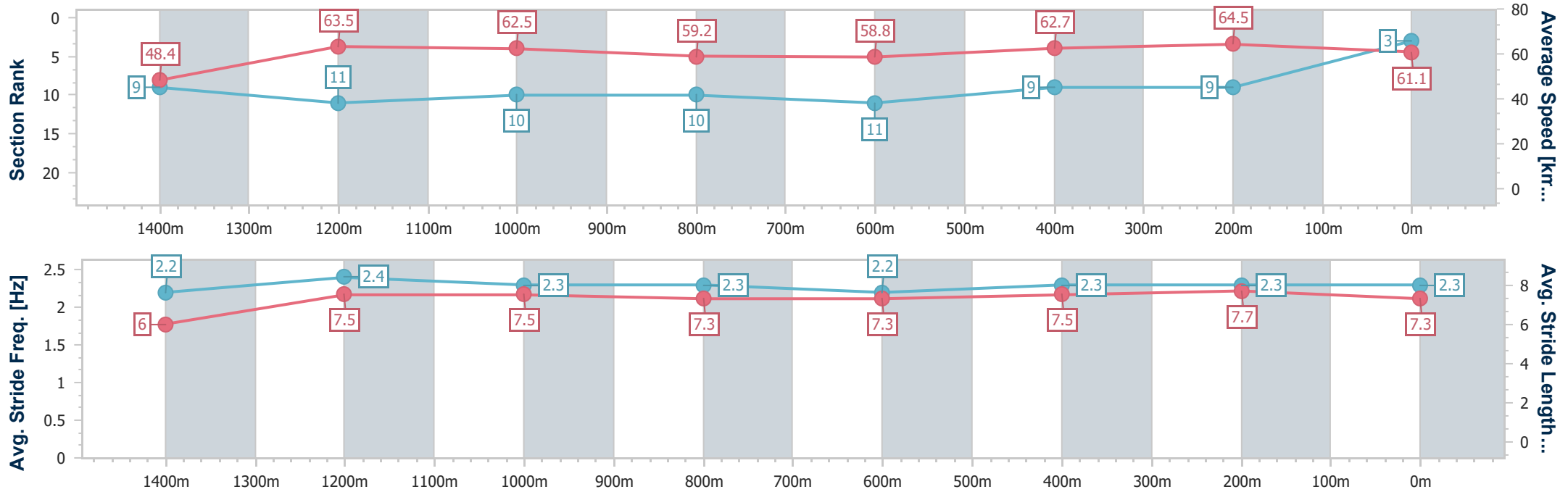
Race 10: HR FISKEN & SONS 1600 - 1600m

25 November 2023 - 17:09

Track Rating: Soft 5, Weather: Fine, Rail Position: +3m

PUKEKOHE
PARK

Section	Overall	1400m	1200m	1000m	800m	600m	400m	200m
Section Times	1:36.82 [3] (0:14.87)	1:21.95 [9] (0:11.32)	1:10.63 [11] (0:11.56)	0:59.07 [10] (0:12.17)	0:46.90 [10] (0:12.37)	0:34.53 [11] (0:11.61)	0:22.92 [9] (0:11.13)	0:11.79 [9] (0:11.79)
Average Speed [km/h]	48.4	63.5	62.5	59.2	58.8	62.7	64.5	61.1
Top Speed [km/h]	64.6	66.0	63.2	60.5	60.1	65.1	66.0	63.2
Avg. Dist. to Rail [m]	4.8	0.5	0.4	0.6	2.0	2.3	5.4	5.6
Avg. Stride Freq. [Hz]	2.2	2.4	2.3	2.3	2.2	2.3	2.3	2.3
Avg. Stride Length [m]	6.0	7.5	7.5	7.3	7.3	7.5	7.7	7.3



- [] Ranking at each section and finish
- .-.- No data available at this section
- NA No data available



Horse/Jockey Name	Armino
Final Rank	4
Fastest Section Time (Section)	0:11.05 (1400m)
Top Speed [km/h] (Section)	68.4 (1400m)
Race State	Finished

AUCKLAND
THOROUGHBRED
RACING
SINCE 1874

Pukekohe Park NZ Professional

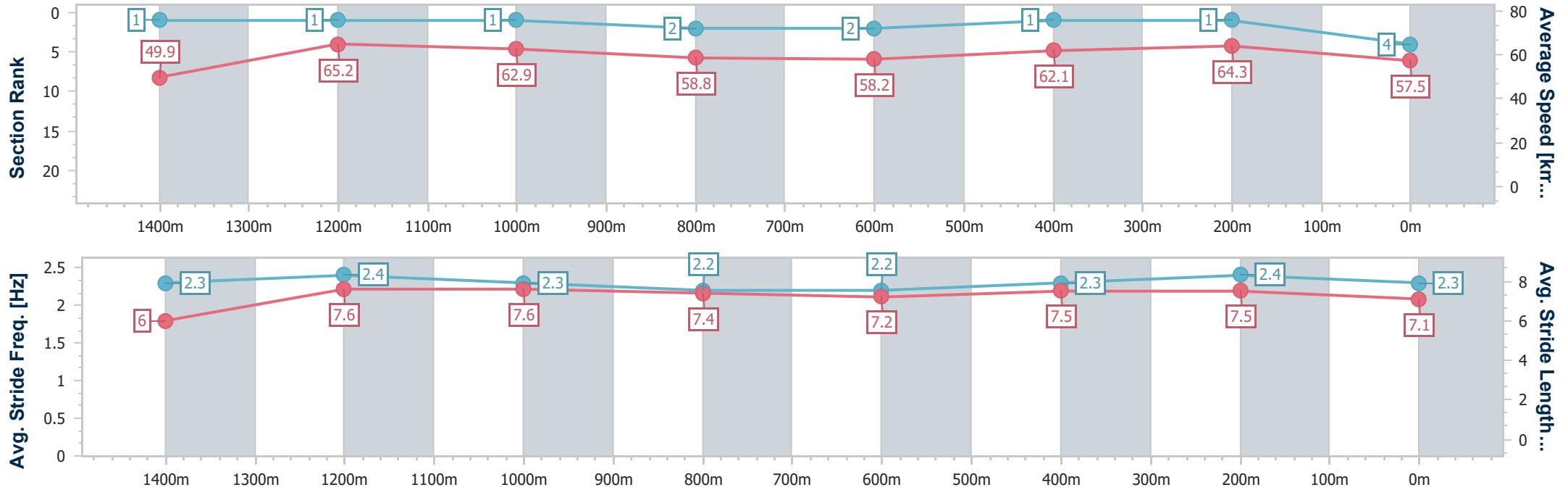
Race 10: HR FISKEN & SONS 1600 - 1600m

25 November 2023 - 17:09

Track Rating: Soft 5, Weather: Fine, Rail Position: +3m

PUKEKOHE
PARK

Section	Overall	1400m	1200m	1000m	800m	600m	400m	200m
Section Times	1:36.83 [4] (0:14.46)	1:22.37 [1] (0:11.05)	1:11.32 [1] (0:11.45)	0:59.87 [1] (0:12.10)	0:47.77 [2] (0:12.41)	0:35.36 [2] (0:11.68)	0:23.68 [1] (0:11.17)	0:12.51 [1] (0:12.51)
Average Speed [km/h]	49.9	65.2	62.9	58.8	58.2	62.1	64.3	57.5
Top Speed [km/h]	67.9	68.4	64.2	59.9	58.9	65.9	67.0	61.9
Avg. Dist. to Rail [m]	3.3	1.9	2.5	1.7	0.7	1.5	1.9	0.6
Avg. Stride Freq. [Hz]	2.3	2.4	2.3	2.2	2.2	2.3	2.4	2.3
Avg. Stride Length [m]	6.0	7.6	7.6	7.4	7.2	7.5	7.5	7.1





Horse/Jockey Name	Nancy She Wrote
Final Rank	5
Fastest Section Time (Section)	0:11.14 (400m)
Top Speed [km/h] (Section)	66.9 (400m)
Race State	Finished

AUCKLAND
THOROUGHBRED
RACING
SINCE 1874

Pukekohe Park NZ Professional

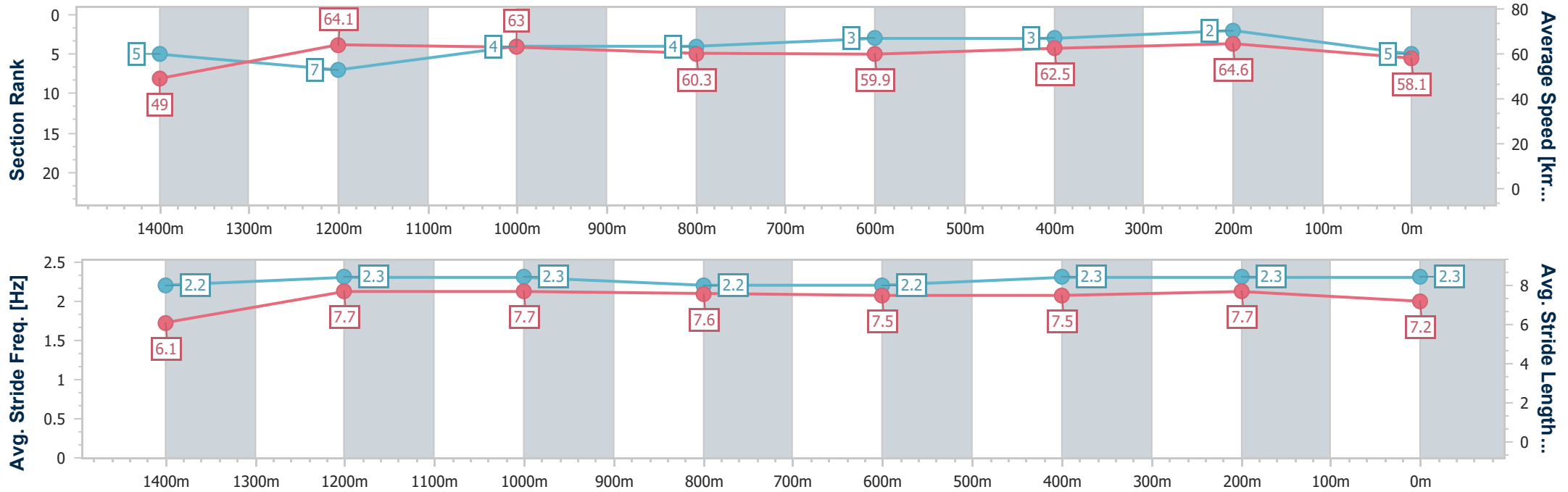
Race 10: HR FISKEN & SONS 1600 - 1600m

25 November 2023 - 17:09

Track Rating: Soft 5, Weather: Fine, Rail Position: +3m

PUKEKOHE
PARK

Section	Overall	1400m	1200m	1000m	800m	600m	400m	200m
Section Times	1:36.94 [5] (0:14.68)	1:22.26 [5] (0:11.27)	1:10.99 [7] (0:11.39)	0:59.60 [4] (0:12.04)	0:47.56 [4] (0:12.29)	0:35.27 [3] (0:11.74)	0:23.53 [3] (0:11.14)	0:12.39 [2] (0:12.39)
Average Speed [km/h]	49.0	64.1	63.0	60.3	59.9	62.5	64.6	58.1
Top Speed [km/h]	64.8	65.7	65.3	61.8	61.3	66.1	66.9	62.8
Avg. Dist. to Rail [m]	6.7	1.3	2.4	1.4	3.5	4.9	7.2	5.4
Avg. Stride Freq. [Hz]	2.2	2.3	2.3	2.2	2.2	2.3	2.3	2.3
Avg. Stride Length [m]	6.1	7.7	7.7	7.6	7.5	7.5	7.7	7.2





Horse/Jockey Name	Still Bangon
Final Rank	6
Fastest Section Time (Section)	0:10.96 (400m)
Top Speed [km/h] (Section)	66.8 (400m)
Race State	Finished

AUCKLAND
THOROUGHBRED
RACING
SINCE 1874

Pukekohe Park NZ Professional

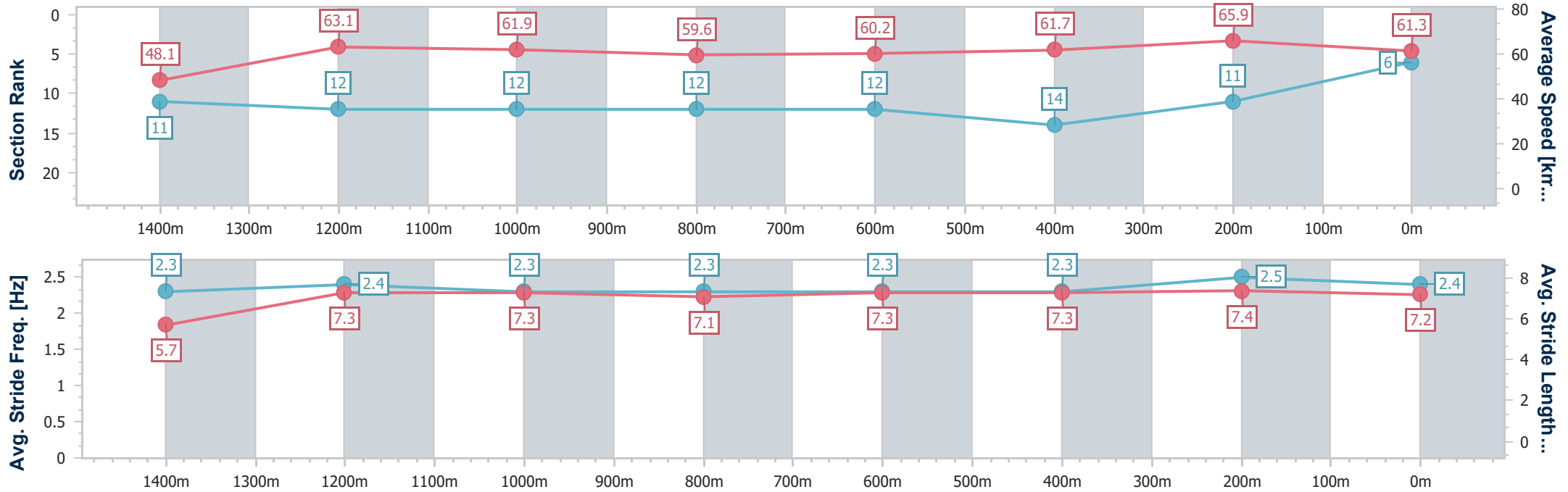
Race 10: HR FISKEN & SONS 1600 - 1600m

25 November 2023 - 17:09

Track Rating: Soft 5, Weather: Fine, Rail Position: +3m

PUKEKOHE
PARK

Section	Overall	1400m	1200m	1000m	800m	600m	400m	200m
Section Times	1:36.94 [6] (0:14.94)	1:22.00 [11] (0:11.46)	1:10.54 [12] (0:11.60)	0:58.94 [12] (0:12.14)	0:46.80 [12] (0:12.21)	0:34.59 [12] (0:11.89)	0:22.70 [14] (0:10.96)	0:11.74 [11] (0:11.74)
Average Speed [km/h]	48.1	63.1	61.9	59.6	60.2	61.7	65.9	61.3
Top Speed [km/h]	64.0	63.7	63.5	61.2	61.1	64.9	66.8	65.0
Avg. Dist. to Rail [m]	7.6	2.0	0.8	1.1	3.1	6.6	12.2	11.0
Avg. Stride Freq. [Hz]	2.3	2.4	2.3	2.3	2.3	2.3	2.5	2.4
Avg. Stride Length [m]	5.7	7.3	7.3	7.1	7.3	7.3	7.4	7.2





Horse/Jockey Name	Novak
Final Rank	7
Fastest Section Time (Section)	0:11.09 (400m)
Top Speed [km/h] (Section)	65.8 (400m)
Race State	Finished

AUCKLAND
THOROUGHBRED
RACING
SINCE 1874

Pukekohe Park NZ Professional

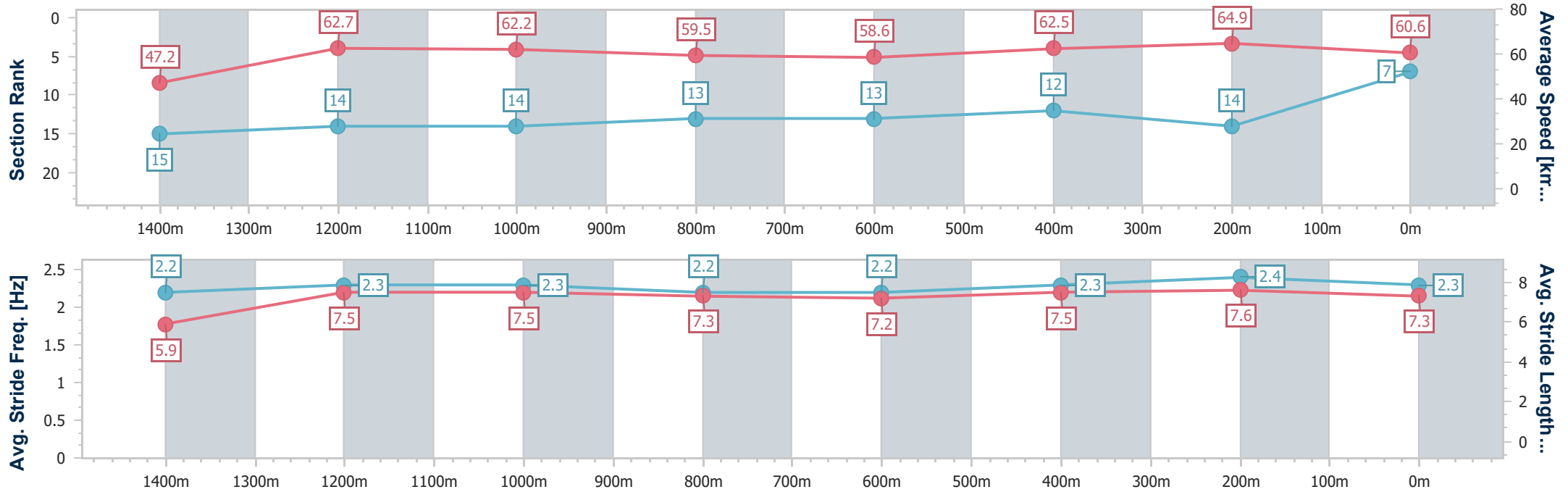
Race 10: HR FISKEN & SONS 1600 - 1600m

25 November 2023 - 17:09

Track Rating: Soft 5, Weather: Fine, Rail Position: +3m

PUKEKOHE
PARK

Section	Overall	1400m	1200m	1000m	800m	600m	400m	200m
Section Times	1:37.15 [7] (0:15.30)	1:21.85 [15] (0:11.47)	1:10.38 [14] (0:11.56)	0:58.82 [14] (0:11.83)	0:46.99 [13] (0:12.34)	0:34.65 [13] (0:11.67)	0:22.98 [12] (0:11.09)	0:11.89 [14] (0:11.89)
Average Speed [km/h]	47.2	62.7	62.2	59.5	58.6	62.5	64.9	60.6
Top Speed [km/h]	63.0	63.8	63.0	62.0	60.9	65.1	65.8	64.4
Avg. Dist. to Rail [m]	3.6	2.5	3.8	4.1	2.1	3.3	7.9	8.6
Avg. Stride Freq. [Hz]	2.2	2.3	2.3	2.2	2.2	2.3	2.4	2.3
Avg. Stride Length [m]	5.9	7.5	7.5	7.3	7.2	7.5	7.6	7.3



- [] Ranking at each section and finish
- .-.- No data available at this section
- NA No data available



Horse/Jockey Name	Mersey Beat
Final Rank	8
Fastest Section Time (Section)	0:11.11 (400m)
Top Speed [km/h] (Section)	66.7 (1400m)
Race State	Finished

AUCKLAND
THOROUGHBRED
SINCE 1874 RACING

Pukekohe Park NZ Professional

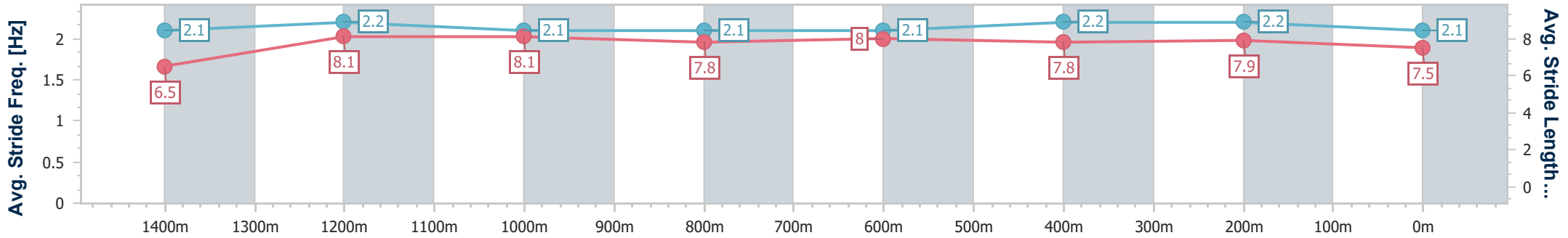
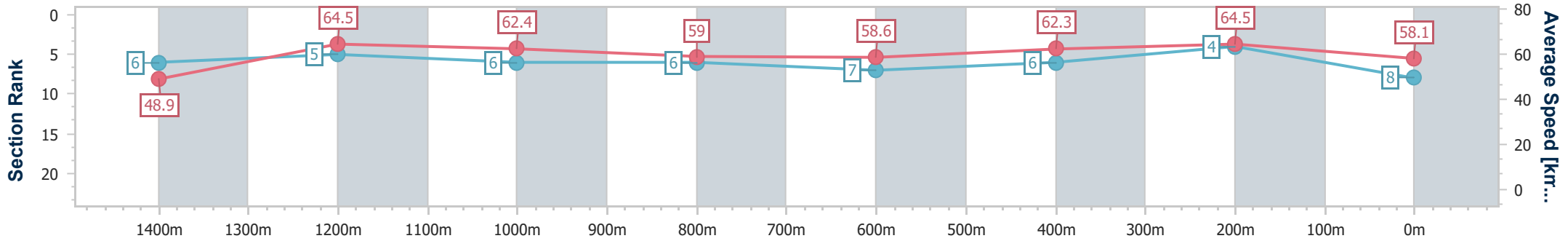
Race 10: HR FISKEN & SONS 1600 - 1600m

25 November 2023 - 17:09

Track Rating: Soft 5, Weather: Fine, Rail Position: +3m

PUKEKOHE
PARK

Section	Overall	1400m	1200m	1000m	800m	600m	400m	200m
Section Times	1:37.19 [8] (0:14.75)	1:22.44 [6] (0:11.13)	1:11.31 [5] (0:11.54)	0:59.77 [6] (0:12.19)	0:47.58 [6] (0:12.37)	0:35.21 [7] (0:11.65)	0:23.56 [6] (0:11.11)	0:12.45 [4] (0:12.45)
Average Speed [km/h]	48.9	64.5	62.4	59.0	58.6	62.3	64.5	58.1
Top Speed [km/h]	63.9	66.7	62.7	61.4	60.6	66.6	66.7	62.7
Avg. Dist. to Rail [m]	4.0	0.9	0.8	0.4	1.5	2.2	2.4	2.3
Avg. Stride Freq. [Hz]	2.1	2.2	2.1	2.1	2.1	2.2	2.2	2.1
Avg. Stride Length [m]	6.5	8.1	8.1	7.8	8.0	7.8	7.9	7.5



- [] Ranking at each section and finish
- .-.- No data available at this section
- NA No data available



Horse/Jockey Name	Arjay's Flight
Final Rank	9
Fastest Section Time (Section)	0:11.30 (400m)
Top Speed [km/h] (Section)	65.9 (200m)
Race State	Finished

AUCKLAND
THOROUGHBRED
RACING
SINCE 1874

Pukekohe Park NZ Professional

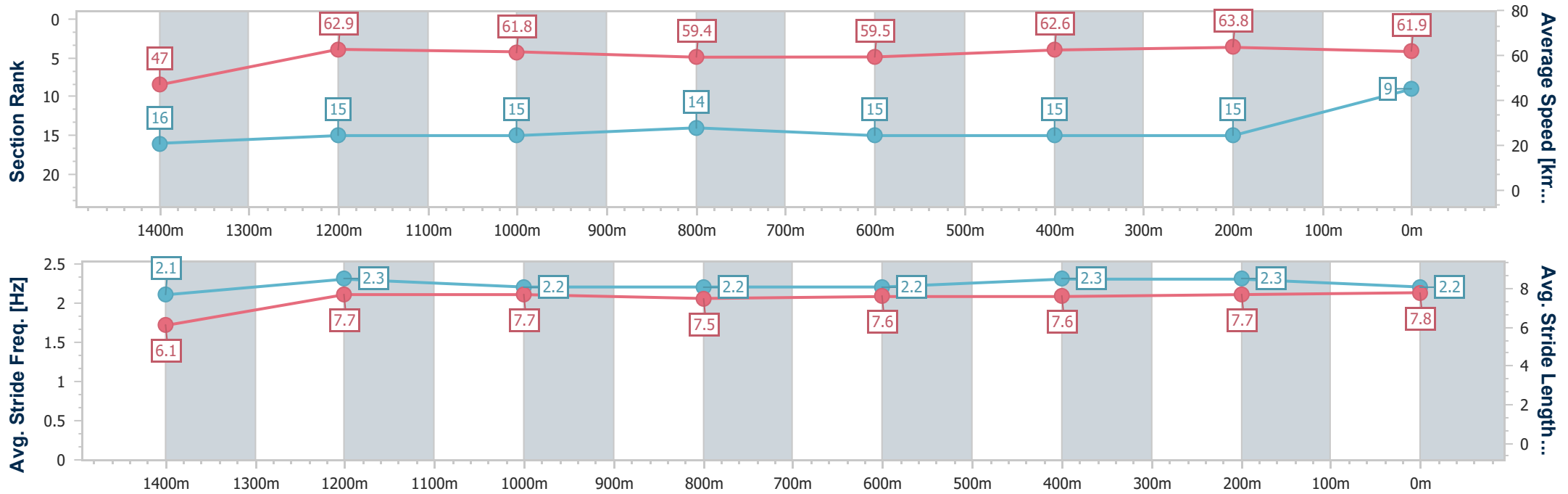
Race 10: HR FISKEN & SONS 1600 - 1600m

25 November 2023 - 17:09

Track Rating: Soft 5, Weather: Fine, Rail Position: +3m

PUKEKOHE
PARK

Section	Overall	1400m	1200m	1000m	800m	600m	400m	200m
Section Times	1:37.21 [9] (0:15.32)	1:21.89 [16] (0:11.48)	1:10.41 [15] (0:11.63)	0:58.78 [15] (0:12.00)	0:46.78 [14] (0:12.23)	0:34.55 [15] (0:11.64)	0:22.91 [15] (0:11.30)	0:11.61 [15] (0:11.61)
Average Speed [km/h]	47.0	62.9	61.8	59.4	59.5	62.6	63.8	61.9
Top Speed [km/h]	64.4	64.1	63.7	62.1	60.5	65.9	65.7	65.9
Avg. Dist. to Rail [m]	6.6	0.6	2.1	1.5	1.6	3.3	8.6	9.7
Avg. Stride Freq. [Hz]	2.1	2.3	2.2	2.2	2.2	2.3	2.3	2.2
Avg. Stride Length [m]	6.1	7.7	7.7	7.5	7.6	7.6	7.7	7.8



- [] Ranking at each section and finish
- .-.- No data available at this section
- NA No data available



Horse/Jockey Name	Madame Le Fay
Final Rank	10
Fastest Section Time (Section)	0:11.10 (1400m)
Top Speed [km/h] (Section)	66.8 (1400m)
Race State	Finished

AUCKLAND
THOROUGHBRED
RACING
SINCE 1874

Pukekohe Park NZ Professional

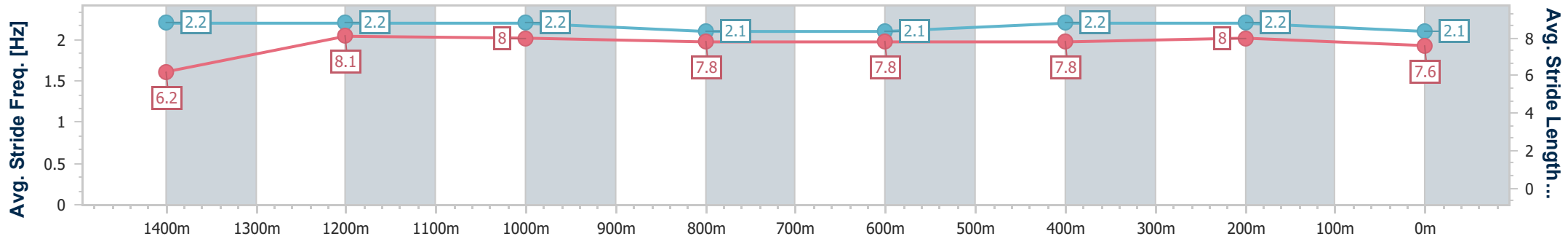
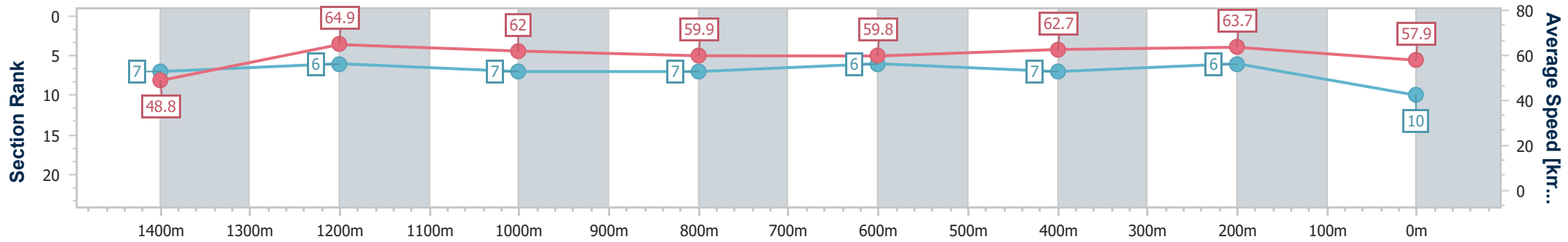
Race 10: HR FISKEN & SONS 1600 - 1600m

25 November 2023 - 17:09

Track Rating: Soft 5, Weather: Fine, Rail Position: +3m

PUKEKOHE
PARK

Section	Overall	1400m	1200m	1000m	800m	600m	400m	200m
Section Times	1:37.38 [10] (0:14.80)	1:22.58 [7] (0:11.10)	1:11.48 [6] (0:11.60)	0:59.88 [7] (0:12.15)	0:47.73 [7] (0:12.28)	0:35.45 [6] (0:11.73)	0:23.72 [7] (0:11.27)	0:12.45 [6] (0:12.45)
Average Speed [km/h]	48.8	64.9	62.0	59.9	59.8	62.7	63.7	57.9
Top Speed [km/h]	64.2	66.8	64.2	60.9	60.8	64.8	65.3	62.0
Avg. Dist. to Rail [m]	8.2	1.0	0.9	1.9	3.7	5.5	8.3	6.4
Avg. Stride Freq. [Hz]	2.2	2.2	2.2	2.1	2.1	2.2	2.2	2.1
Avg. Stride Length [m]	6.2	8.1	8.0	7.8	7.8	7.8	8.0	7.6



- [] Ranking at each section and finish
- .-.- No data available at this section
- NA No data available



Horse/Jockey Name	Anela
Final Rank	11
Fastest Section Time (Section)	0:11.11 (1400m)
Top Speed [km/h] (Section)	66.1 (400m)
Race State	Finished

AUCKLAND
THOROUGHBRED
RACING
SINCE 1874

Pukekohe Park NZ Professional

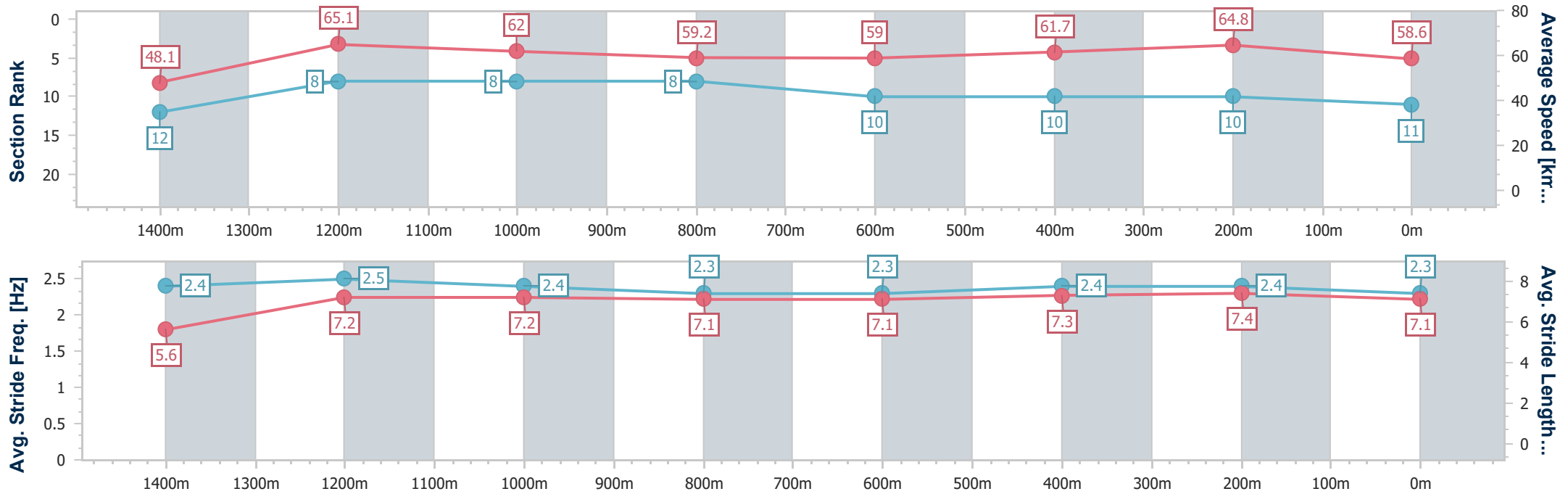
Race 10: HR FISKEN & SONS 1600 - 1600m

25 November 2023 - 17:09

Track Rating: Soft 5, Weather: Fine, Rail Position: +3m

PUKEKOHE
PARK

Section	Overall	1400m	1200m	1000m	800m	600m	400m	200m
Section Times	1:37.40 [11] (0:14.94)	1:22.46 [12] (0:11.11)	1:11.35 [8] (0:11.58)	0:59.77 [8] (0:12.15)	0:47.62 [8] (0:12.36)	0:35.26 [10] (0:11.84)	0:23.42 [10] (0:11.12)	0:12.30 [10] (0:12.30)
Average Speed [km/h]	48.1	65.1	62.0	59.2	59.0	61.7	64.8	58.6
Top Speed [km/h]	62.7	65.6	64.2	60.0	59.9	65.3	66.1	62.9
Avg. Dist. to Rail [m]	8.3	1.7	0.2	0.4	2.4	4.2	9.1	7.5
Avg. Stride Freq. [Hz]	2.4	2.5	2.4	2.3	2.3	2.4	2.4	2.3
Avg. Stride Length [m]	5.6	7.2	7.2	7.1	7.1	7.3	7.4	7.1



- [] Ranking at each section and finish
- .-.- No data available at this section
- NA No data available



Horse/Jockey Name	Donttelltimmy
Final Rank	12
Fastest Section Time (Section)	0:11.18 (1400m)
Top Speed [km/h] (Section)	66.9 (Overall)
Race State	Finished

AUCKLAND
THOROUGHBRED
SINCE RACING 1874

Pukekohe Park NZ Professional

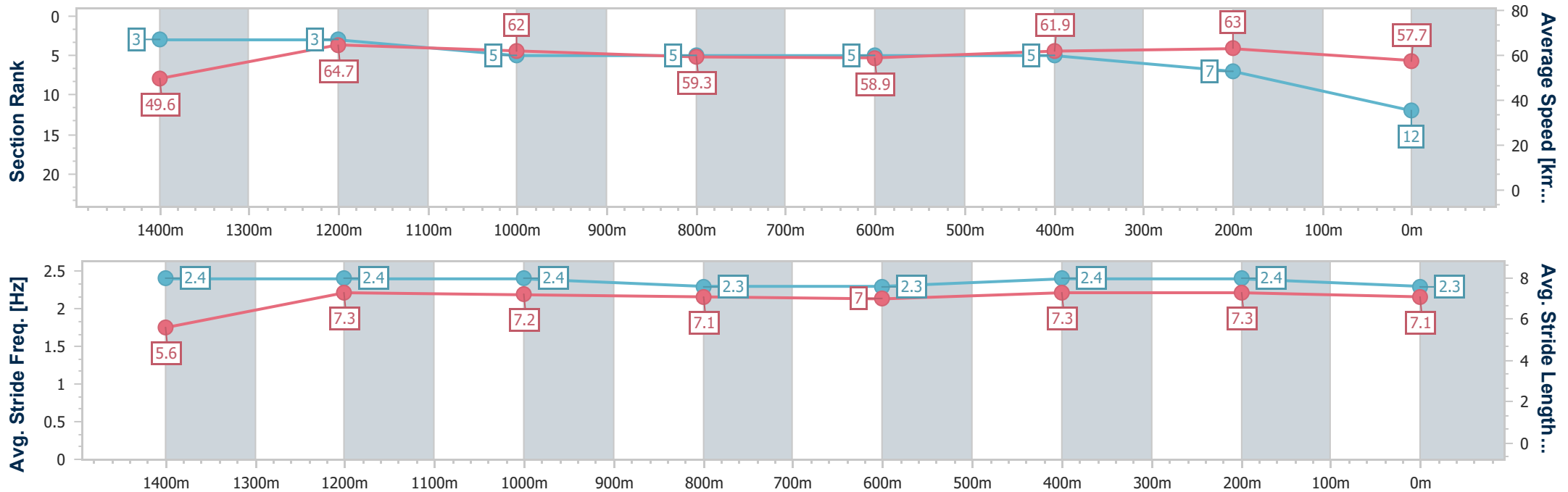
Race 10: HR FISKEN & SONS 1600 - 1600m

25 November 2023 - 17:09

Track Rating: Soft 5, Weather: Fine, Rail Position: +3m

PUKEKOHE
PARK

Section	Overall	1400m	1200m	1000m	800m	600m	400m	200m
Section Times	1:37.51 [12] (0:14.53)	1:22.98 [3] (0:11.18)	1:11.80 [3] (0:11.64)	1:00.16 [5] (0:12.10)	0:48.06 [5] (0:12.40)	0:35.66 [5] (0:11.74)	0:23.92 [5] (0:11.41)	0:12.51 [7] (0:12.51)
Average Speed [km/h]	49.6	64.7	62.0	59.3	58.9	61.9	63.0	57.7
Top Speed [km/h]	66.9	66.7	65.9	61.7	60.2	65.5	65.3	61.8
Avg. Dist. to Rail [m]	4.9	0.7	1.1	0.8	2.3	2.9	0.8	1.4
Avg. Stride Freq. [Hz]	2.4	2.4	2.4	2.3	2.3	2.4	2.4	2.3
Avg. Stride Length [m]	5.6	7.3	7.2	7.1	7.0	7.3	7.3	7.1





Horse/Jockey Name	Lerado
Final Rank	13
Fastest Section Time (Section)	0:11.19 (400m)
Top Speed [km/h] (Section)	66.2 (400m)
Race State	Finished

AUCKLAND
THOROUGHBRED
RACING
SINCE 1874

Pukekohe Park NZ Professional

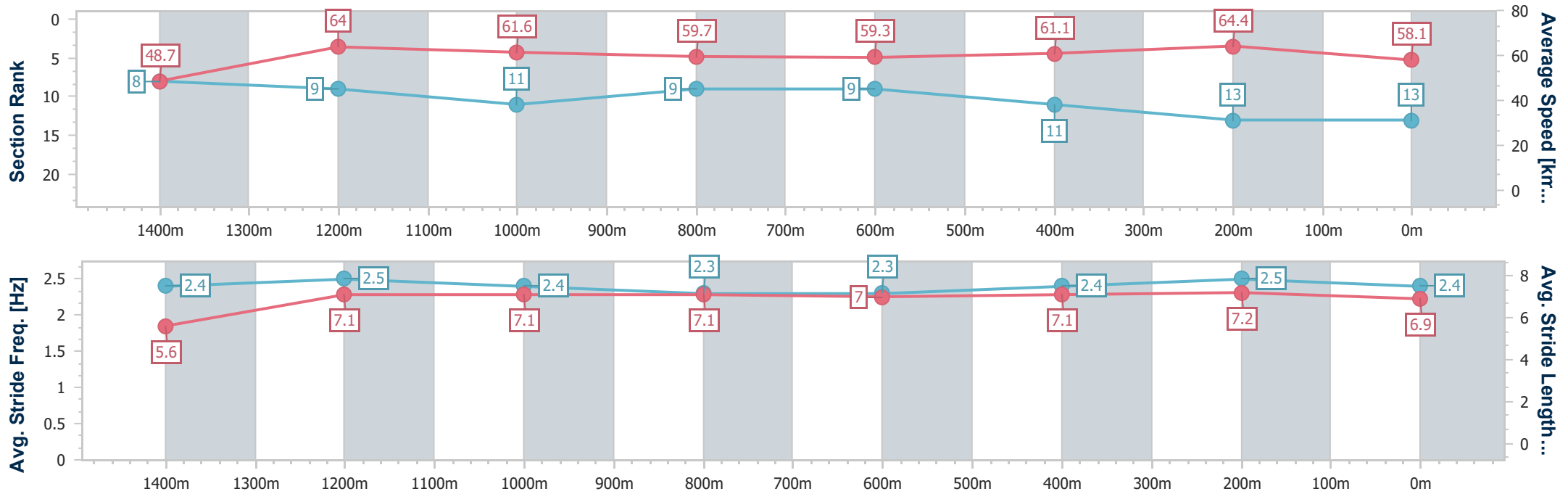
Race 10: HR FISKEN & SONS 1600 - 1600m

25 November 2023 - 17:09

Track Rating: Soft 5, Weather: Fine, Rail Position: +3m

PUKEKOHE
PARK

Section	Overall	1400m	1200m	1000m	800m	600m	400m	200m
Section Times	1:37.63 [13] (0:14.85)	1:22.78 [8] (0:11.23)	1:11.55 [9] (0:11.72)	0:59.83 [11] (0:12.07)	0:47.76 [9] (0:12.25)	0:35.51 [9] (0:11.92)	0:23.59 [11] (0:11.19)	0:12.40 [13] (0:12.40)
Average Speed [km/h]	48.7	64.0	61.6	59.7	59.3	61.1	64.4	58.1
Top Speed [km/h]	65.4	65.6	62.9	61.5	60.9	63.3	66.2	62.5
Avg. Dist. to Rail [m]	4.2	1.0	1.0	0.7	1.4	3.6	5.8	4.0
Avg. Stride Freq. [Hz]	2.4	2.5	2.4	2.3	2.3	2.4	2.5	2.4
Avg. Stride Length [m]	5.6	7.1	7.1	7.1	7.0	7.1	7.2	6.9



- [] Ranking at each section and finish
- .-.- No data available at this section
- NA No data available



Horse/Jockey Name	The Diviner
Final Rank	14
Fastest Section Time (Section)	0:11.30 (1400m)
Top Speed [km/h] (Section)	65.7 (1400m)
Race State	Finished

AUCKLAND
THOROUGHBRED
RACING
SINCE 1874

Pukekohe Park NZ Professional

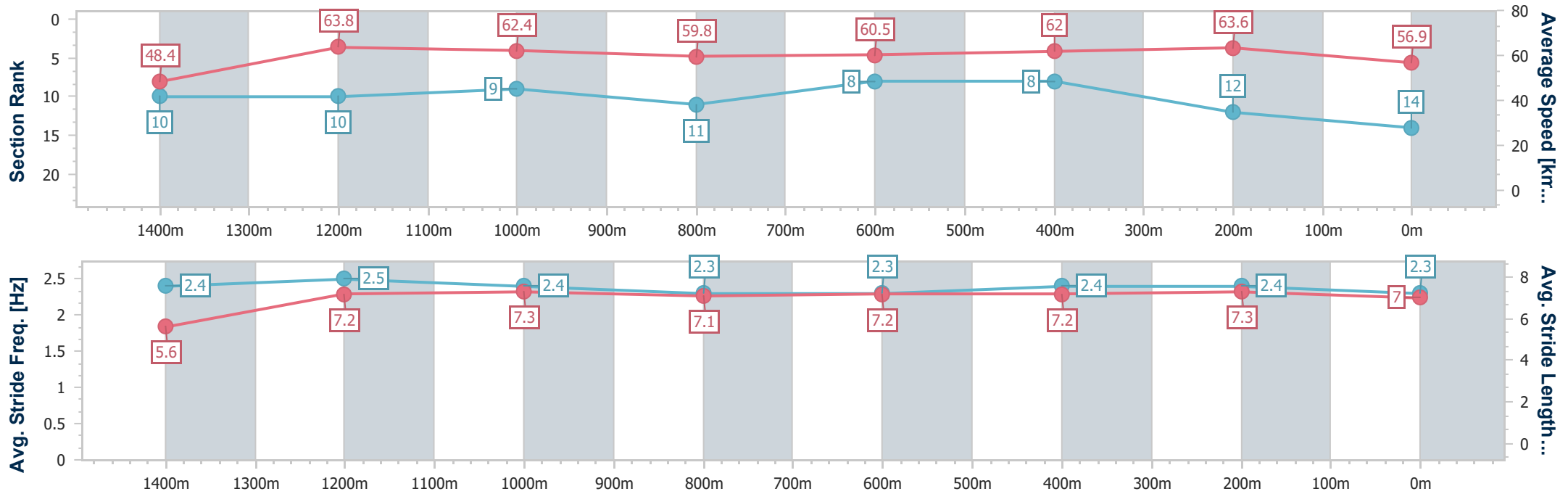
Race 10: HR FISKEN & SONS 1600 - 1600m

25 November 2023 - 17:09

Track Rating: Soft 5, Weather: Fine, Rail Position: +3m

PUKEKOHE
PARK

Section	Overall	1400m	1200m	1000m	800m	600m	400m	200m
Section Times	1:37.88 [14] (0:14.88)	1:23.00 [10] (0:11.30)	1:11.70 [10] (0:11.54)	1:00.16 [9] (0:12.30)	0:47.86 [11] (0:12.06)	0:35.80 [8] (0:11.80)	0:24.00 [8] (0:11.34)	0:12.66 [12] (0:12.66)
Average Speed [km/h]	48.4	63.8	62.4	59.8	60.5	62.0	63.6	56.9
Top Speed [km/h]	62.8	65.7	63.9	61.1	61.3	63.8	64.7	61.8
Avg. Dist. to Rail [m]	10.9	3.3	4.0	3.5	2.7	4.9	8.9	6.9
Avg. Stride Freq. [Hz]	2.4	2.5	2.4	2.3	2.3	2.4	2.4	2.3
Avg. Stride Length [m]	5.6	7.2	7.3	7.1	7.2	7.2	7.3	7.0



- [] Ranking at each section and finish
- .-.-.- No data available at this section
- NA No data available



Horse/Jockey Name	Selva Verde
Final Rank	15
Fastest Section Time (Section)	0:11.01 (1400m)
Top Speed [km/h] (Section)	66.0 (1400m)
Race State	Finished

AUCKLAND
THOROUGHBRED
RACING
SINCE 1874

Pukekohe Park NZ Professional

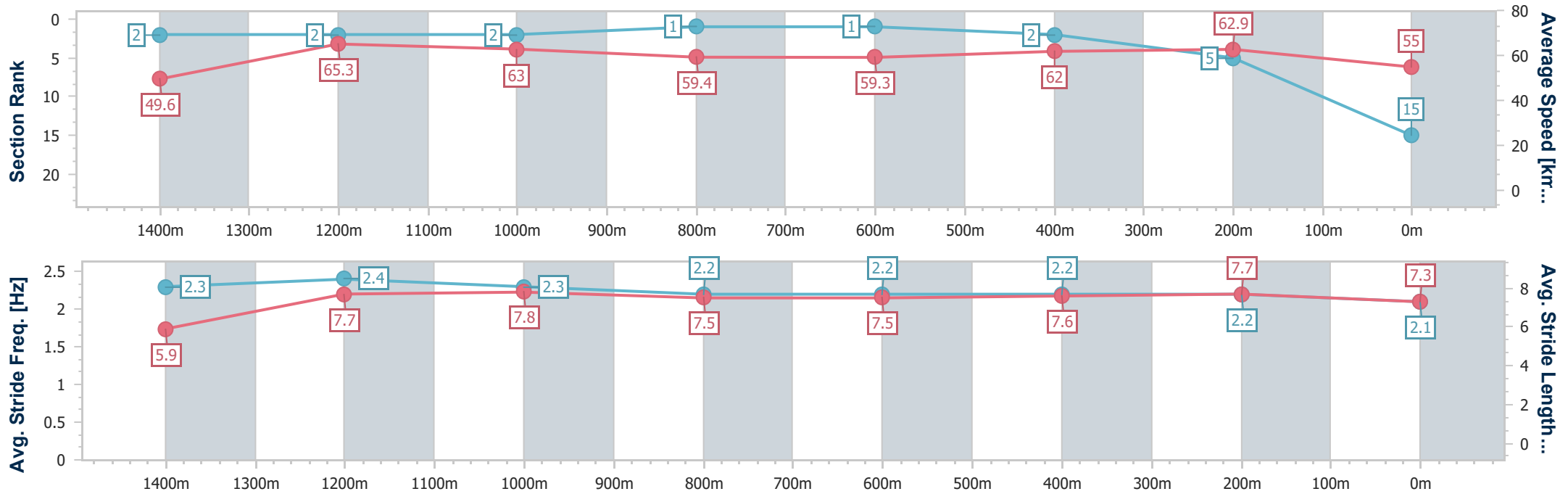
Race 10: HR FISKEN & SONS 1600 - 1600m

25 November 2023 - 17:09

Track Rating: Soft 5, Weather: Fine, Rail Position: +3m

PUKEKOHE
PARK

Section	Overall	1400m	1200m	1000m	800m	600m	400m	200m
Section Times	1:37.90 [15] (0:14.52)	1:23.38 [2] (0:11.01)	1:12.37 [2] (0:11.47)	1:00.90 [2] (0:11.98)	0:48.92 [1] (0:12.45)	0:36.47 [1] (0:11.92)	0:24.55 [2] (0:11.43)	0:13.12 [5] (0:13.12)
Average Speed [km/h]	49.6	65.3	63.0	59.4	59.3	62.0	62.9	55.0
Top Speed [km/h]	65.7	66.0	64.6	61.3	60.0	64.3	65.1	60.2
Avg. Dist. to Rail [m]	5.8	1.3	1.2	1.4	4.1	6.4	6.5	4.9
Avg. Stride Freq. [Hz]	2.3	2.4	2.3	2.2	2.2	2.2	2.2	2.1
Avg. Stride Length [m]	5.9	7.7	7.8	7.5	7.5	7.6	7.7	7.3





Horse/Jockey Name	Key Largo
Final Rank	16
Fastest Section Time (Section)	0:11.43 (400m)
Top Speed [km/h] (Section)	64.8 (600m)
Race State	Finished

AUCKLAND
THOROUGHBRED
RACING
SINCE 1874

Pukekohe Park NZ Professional

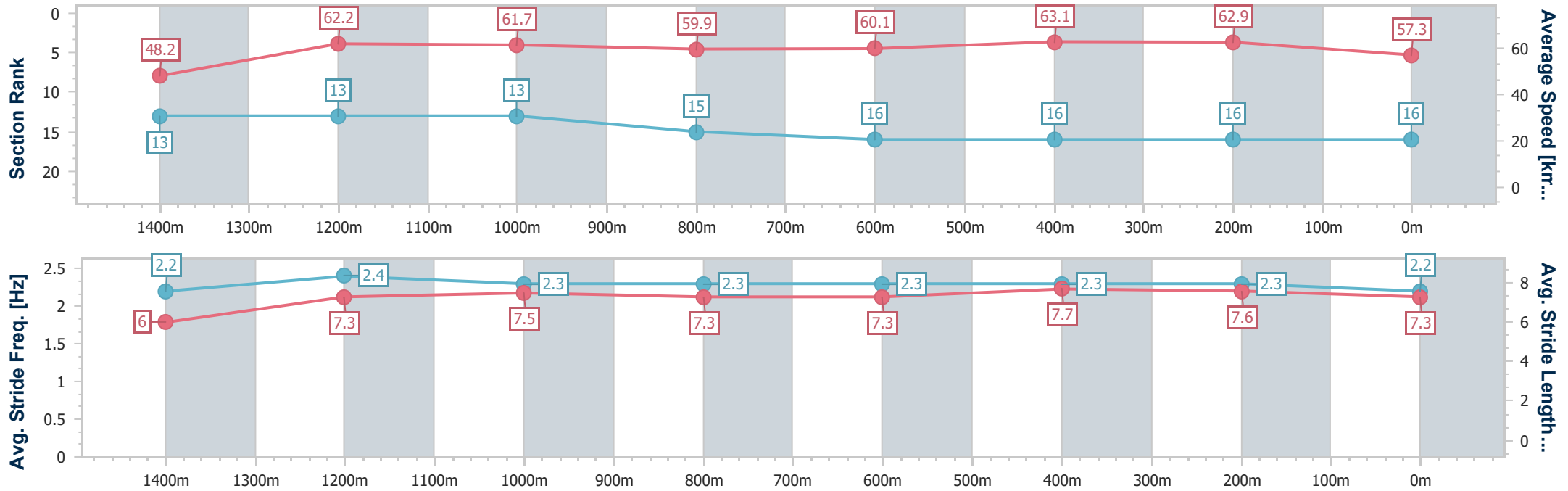
Race 10: HR FISKEN & SONS 1600 - 1600m

25 November 2023 - 17:09

Track Rating: Soft 5, Weather: Fine, Rail Position: +3m

PUKEKOHE
PARK

Section	Overall	1400m	1200m	1000m	800m	600m	400m	200m
Section Times	1:38.37 [16] (0:15.01)	1:23.36 [13] (0:11.53)	1:11.83 [13] (0:11.72)	1:00.11 [13] (0:12.25)	0:47.86 [15] (0:12.25)	0:35.61 [16] (0:11.59)	0:24.02 [16] (0:11.43)	0:12.59 [16] (0:12.59)
Average Speed [km/h]	48.2	62.2	61.7	59.9	60.1	63.1	62.9	57.3
Top Speed [km/h]	63.2	63.3	62.4	61.9	61.7	64.8	64.7	61.7
Avg. Dist. to Rail [m]	10.8	3.9	2.3	3.7	3.5	4.7	10.3	6.5
Avg. Stride Freq. [Hz]	2.2	2.4	2.3	2.3	2.3	2.3	2.3	2.2
Avg. Stride Length [m]	6.0	7.3	7.5	7.3	7.3	7.7	7.6	7.3



- [] Ranking at each section and finish
- .-.- No data available at this section
- NA No data available