

25 November 2023 - 11:45

Track Rating: Soft 5, Weather: Fine, Rail Position: +3m

Section														
Field Times														
	Overall	2000m	1800m	1600m	1400m	1200m	1000m	Last 600m						
	2:12.35 (0:09.22)	2:03.13 (0:12.08)	1:51.05 (0:12.99)	1:38.06 (0:13.17)	1:24.89 (0:13.06)	1:11.83 (0:12.63)	0:59.20 (0:12.31)	0:34.27						
Rank	TAB	Horse/Jockey	Barrier	Top Speed [km/h]	Fastest Section									Distance Travelled [m]
1	1	KHAN HUNTER Triston Moodley	4	68.3 400m	0:09.67 Overall	2:12.35 [1] (0:09.67)	2:02.68 [4] (0:11.85)	1:50.83 [2] (0:12.81)	1:38.02 [2] (0:13.13)	1:24.89 [1] (0:13.06)	1:11.83 [1] (0:12.69)	0:59.14 [2] (0:12.56)	0:34.07	
2	6	TRUST IN YOU Ashvin Goindasamy	13	66.6 400m	0:10.29 Overall	2:12.74 [2] (0:10.29)	2:02.45 [9] (0:12.66)	1:49.79 [11] (0:12.57)	1:37.22 [10] (0:13.39)	1:23.83 [11] (0:13.00)	1:10.83 [11] (0:12.83)	0:58.00 [11] (0:11.73)	0:33.98	+5
3	5	SPORTING CHANCE Joe Doyle	11	66.3 400m	0:10.52 Overall	2:12.76 [3] (0:10.52)	2:02.24 [11] (0:12.33)	1:49.91 [10] (0:12.44)	1:37.47 [8] (0:13.41)	1:24.06 [9] (0:13.12)	1:10.94 [10] (0:12.71)	0:58.23 [9] (0:11.69)	0:34.13	+3
4	9	VERSTAPPEN Niranjan Parmar	9	66.5 600m	0:09.37 Overall	2:12.81 [4] (0:09.37)	2:03.44 [2] (0:12.73)	1:50.71 [5] (0:12.89)	1:37.82 [7] (0:13.31)	1:24.51 [7] (0:12.87)	1:11.64 [6] (0:12.70)	0:58.94 [6] (0:12.10)	0:34.39	+12
5	7	IFFIN DOUBT DANCE Warren Kennedy	5	66.9 400m	0:10.22 Overall	2:12.85 [5] (0:10.22)	2:02.63 [8] (0:12.13)	1:50.50 [6] (0:12.58)	1:37.92 [6] (0:13.36)	1:24.56 [6] (0:13.01)	1:11.55 [7] (0:12.76)	0:58.79 [7] (0:11.99)	0:34.57	-4
6	8	MY MAEBELLINE GIRL Darren Danis	2	68.1 2000m	0:10.41 Overall	2:13.06 [6] (0:10.41)	2:02.65 [10] (0:11.98)	1:50.67 [7] (0:12.28)	1:38.39 [5] (0:13.34)	1:25.05 [5] (0:13.14)	1:11.91 [5] (0:12.60)	0:59.31 [5] (0:12.07)	0:34.92	+3
7	10	ROCK MY HEART Lynsey Satherley	8	66.3 600m	0:09.95 Overall	2:13.23 [7] (0:09.95)	2:03.28 [6] (0:12.62)	1:50.66 [8] (0:12.76)	1:37.90 [9] (0:13.27)	1:24.63 [8] (0:12.96)	1:11.67 [8] (0:12.84)	0:58.83 [8] (0:11.84)	0:34.56	-3
8	15	WITHALLMYHEART Ace Lawson-Carroll	1	66.3 400m	0:09.42 Overall	2:13.25 [8] (0:09.42)	2:03.83 [3] (0:12.21)	1:51.62 [3] (0:12.95)	1:38.67 [4] (0:13.38)	1:25.29 [3] (0:13.00)	1:12.29 [3] (0:12.66)	0:59.63 [4] (0:12.37)	0:34.81	-4
9	17	BIEDERMEIER Courtney Barnes	18	66.9 400m	0:10.70 Overall	2:13.37 [9] (0:10.70)	2:02.67 [12] (0:12.93)	1:49.74 [12] (0:12.62)	1:37.12 [12] (0:13.37)	1:23.75 [12] (0:12.72)	1:11.03 [12] (0:12.86)	0:58.17 [12] (0:11.41)	0:34.37	+7
10	11	ROCKET LAD Matthew Cameron	12	66.0 400m	0:09.73 Overall	2:13.38 [10] (0:09.73)	2:03.65 [5] (0:13.02)	1:50.63 [9] (0:12.96)	1:37.67 [11] (0:13.18)	1:24.49 [10] (0:12.92)	1:11.57 [9] (0:12.84)	0:58.73 [10] (0:11.88)	0:34.37	+2

Scratched: Canheroc (#4), Jakkalnuts (#3), Tickle Me Almo (#18), Brontes Gold (#2), I'm Lulu (#12), What A Charma (#16)

Track Rating: Soft 5, Weather: Fine, Rail Position: +3m

Section	Overall	2000m	1800m	1600m	1400m	1200m	1000m	Last 600m						
Field Times	2:12.35 (0:09.22)	2:03.13 (0:12.08)	1:51.05 (0:12.99)	1:38.06 (0:13.17)	1:24.89 (0:13.06)	1:11.83 (0:12.63)	0:59.20 (0:12.31)	0:34.27						
Rank	TAB	Horse/Jockey	Barrier	Top Speed [km/h]	Fastest Section	Overall	2000m	1800m	1600m	1400m	1200m	1000m	Last 600m	Distance Travelled [m]
11	13	ROC DANCER Samantha Spratt	6	64.7 400m	0:10.01 Overall	2:13.75 [11] (0:10.01)	2:03.74 [7] (0:11.94)	1:51.80 [4] (0:12.46)	1:39.34 [3] (0:13.59)	1:25.75 [4] (0:12.98)	1:12.77 [4] (0:12.35)	1:00.42 [3] (0:12.13)	0:35.67	+8
12	14	CIAMBELLA Bailey Rogerson	3	64.4 400m	0:09.22 Overall	2:13.92 [12] (0:09.22)	2:04.70 [1] (0:12.08)	1:52.62 [1] (0:12.99)	1:39.63 [1] (0:13.33)	1:26.30 [2] (0:12.99)	1:13.31 [2] (0:12.54)	1:00.77 [1] (0:12.37)	0:35.82	+2

Scratched: Canheroc (#4), Jakkalnuts (#3), Tickle Me Almo (#18), Brontes Gold (#2), I'm Lulu (#12), What A Charma (#16)

25 November 2023 - 11:45

Track Rating: Soft 5, Weather: Fine, Rail Position: +3m

Section							800m	600m	400m	200m	Last 600m	
Field Times							0:46.89 (0:12.62)	0:34.27 (0:11.53)	0:22.74 (0:11.05)	0:11.69 (0:11.69)	0:34.27	
Rank	TAB	Horse/Jockey	Barrier	Top Speed [km/h]	Fastest Section					Margin	Distance Travelled [m]	
1	1	KHAN HUNTER Triston Moodley	4	68.3 400m	0:09.67 Overall	0:46.58 [3] (0:12.51)	0:34.07 [5] (0:11.46)	0:22.61 [5] (0:10.92)	0:11.69 [1] (0:11.69)	2:12.35	0:34.07	
2	6	TRUST IN YOU Ashvin Goindasamy	13	66.6 400m	0:10.29 Overall	0:46.27 [10] (0:12.29)	0:33.98 [10] (0:11.49)	0:22.49 [9] (0:11.06)	0:11.43 [7] (0:11.43)	2.6L	0:33.98 +5	
3	5	SPORTING CHANCE Joe Doyle	11	66.3 400m	0:10.52 Overall	0:46.54 [8] (0:12.41)	0:34.13 [8] (0:11.47)	0:22.66 [8] (0:11.13)	0:11.53 [6] (0:11.53)	2.7L	0:34.13 +3	
4	9	VERSTAPPEN Niranjan Parmar	9	66.5 600m	0:09.37 Overall	0:46.84 [5] (0:12.45)	0:34.39 [6] (0:11.44)	0:22.95 [6] (0:11.13)	0:11.82 [3] (0:11.82)	3.1L	0:34.39 +12	
5	7	IFFIN DOUBT DANCE Warren Kennedy	5	66.9 400m	0:10.22 Overall	0:46.80 [7] (0:12.23)	0:34.57 [4] (0:11.43)	0:23.14 [2] (0:11.21)	0:11.93 [2] (0:11.93)	3.3L	0:34.57 -4	
6	8	MY MAEBELLINE GIRL Darren Danis	2	68.1 2000m	0:10.41 Overall	0:47.24 [4] (0:12.32)	0:34.92 [3] (0:11.47)	0:23.45 [1] (0:11.44)	0:12.01 [4] (0:12.01)	4.8L	0:34.92 +3	
7	10	ROCK MY HEART Lynsey Satherley	8	66.3 600m	0:09.95 Overall	0:46.99 [9] (0:12.43)	0:34.56 [9] (0:11.58)	0:22.98 [10] (0:11.21)	0:11.77 [11] (0:11.77)	5.9L	0:34.56 -3	
8	15	WITHALLMYHEART Ace Lawson-Carroll	1	66.3 400m	0:09.42 Overall	0:47.26 [6] (0:12.45)	0:34.81 [7] (0:11.57)	0:23.24 [7] (0:11.19)	0:12.05 [5] (0:12.05)	6L	0:34.81 -4	
9	17	BIEDERMEIER Courtney Barnes	18	66.9 400m	0:10.70 Overall	0:46.76 [12] (0:12.39)	0:34.37 [11] (0:11.43)	0:22.94 [12] (0:11.09)	0:11.85 [12] (0:11.85)	6.8L	0:34.37 +7	
10	11	ROCKET LAD Matthew Cameron	12	66.0 400m	0:09.73 Overall	0:46.85 [11] (0:12.48)	0:34.37 [12] (0:11.37)	0:23.00 [11] (0:11.03)	0:11.97 [10] (0:11.97)	6.9L	0:34.37 +2	

Scratched: Canheroc (#4), Jakkalnuts (#3), Tickle Me Almo (#18), Brontes Gold (#2), I'm Lulu (#12), What A Charma (#16)

Track Rating: Soft 5, Weather: Fine, Rail Position: +3m

Section													
Field Times					800m	600m	400m	200m			Last 600m		
					0:46.89 (0:12.62)	0:34.27 (0:11.53)	0:22.74 (0:11.05)	0:11.69 (0:11.69)			0:34.27		
Rank	TAB	Horse/Jockey	Barrier	Top Speed [km/h]	Fastest Section					Margin			Distance Travelled [m]
11	13	ROC DANCER Samantha Spratt	6	64.7 400m	0:10.01 Overall	0:48.29 [1] (0:12.62)	0:35.67 [1] (0:11.64)	0:24.03 [3] (0:11.59)	0:12.44 [8] (0:12.44)	9.4L		0:35.67	+8
12	14	CIAMBELLA Bailey Rogerson	3	64.4 400m	0:09.22 Overall	0:48.40 [2] (0:12.58)	0:35.82 [2] (0:11.63)	0:24.19 [4] (0:11.61)	0:12.58 [9] (0:12.58)	10.5L		0:35.82	+2

Scratched: Canheroc (#4), Jakkalnuts (#3), Tickle Me Almo (#18), Brontes Gold (#2), I'm Lulu (#12), What A Charma (#16)



Horse/Jockey Name	Khan Hunter
Final Rank	1
Fastest Section Time (Section)	0:09.67 (Overall)
Top Speed [km/h] (Section)	68.3 (400m)
Race State	Finished

AUCKLAND
THOROUGHBRED
RACING

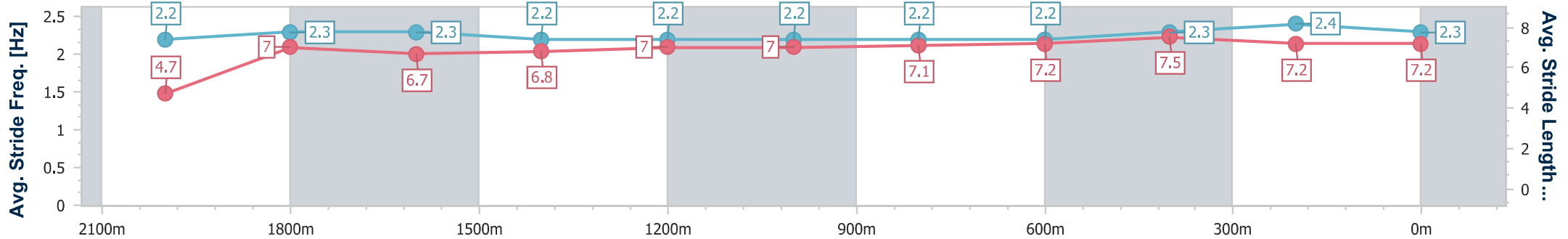
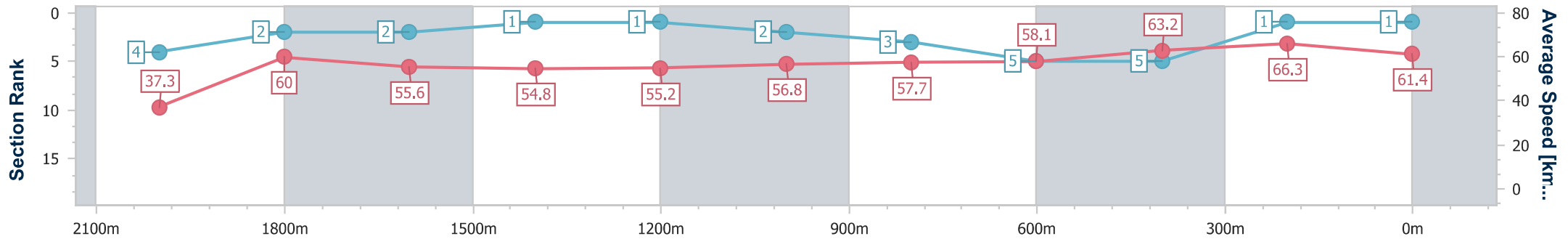
Pukekohe Park NZ Professional
Race 1: DUNSTAN HORSEFEEDS STAYERS CHAMPIONSHIP
QUALIFIER 2100 - 2100m

PUKEKOHE
PARK

25 November 2023 - 11:45

Track Rating: Soft 5, Weather: Fine, Rail Position: +3m

Section	Overall	2000m	1800m	1600m	1400m	1200m	1000m	800m	600m	400m	200m
Section Times	2:12.35 [1] (0:09.67)	2:02.68 [4] (0:11.85)	1:50.83 [2] (0:12.81)	1:38.02 [2] (0:13.13)	1:24.89 [1] (0:13.06)	1:11.83 [1] (0:12.69)	0:59.14 [2] (0:12.56)	0:46.58 [3] (0:12.51)	0:34.07 [5] (0:11.46)	0:22.61 [5] (0:10.92)	0:11.69 [1] (0:11.69)
Average Speed [km/h]	37.3	60.0	55.6	54.8	55.2	56.8	57.7	58.1	63.2	66.3	61.4
Top Speed [km/h]	60.6	61.7	57.5	56.2	56.3	59.1	59.3	60.1	67.1	68.3	64.1
Avg. Dist. to Rail [m]	4.0	2.2	1.7	0.4	1.0	1.4	1.4	1.6	2.5	4.6	5.1
Avg. Stride Freq. [Hz]	2.2	2.3	2.3	2.2	2.2	2.2	2.2	2.2	2.3	2.4	2.3
Avg. Stride Length [m]	4.7	7.0	6.7	6.8	7.0	7.0	7.1	7.2	7.5	7.2	7.2



- [] Ranking at each section and finish
- .-.- No data available at this section
- NA No data available



Horse/Jockey Name	Trust In You
Final Rank	2
Fastest Section Time (Section)	0:10.29 (Overall)
Top Speed [km/h] (Section)	66.6 (400m)
Race State	Finished

AUCKLAND
THOROUGHBRED
RACING

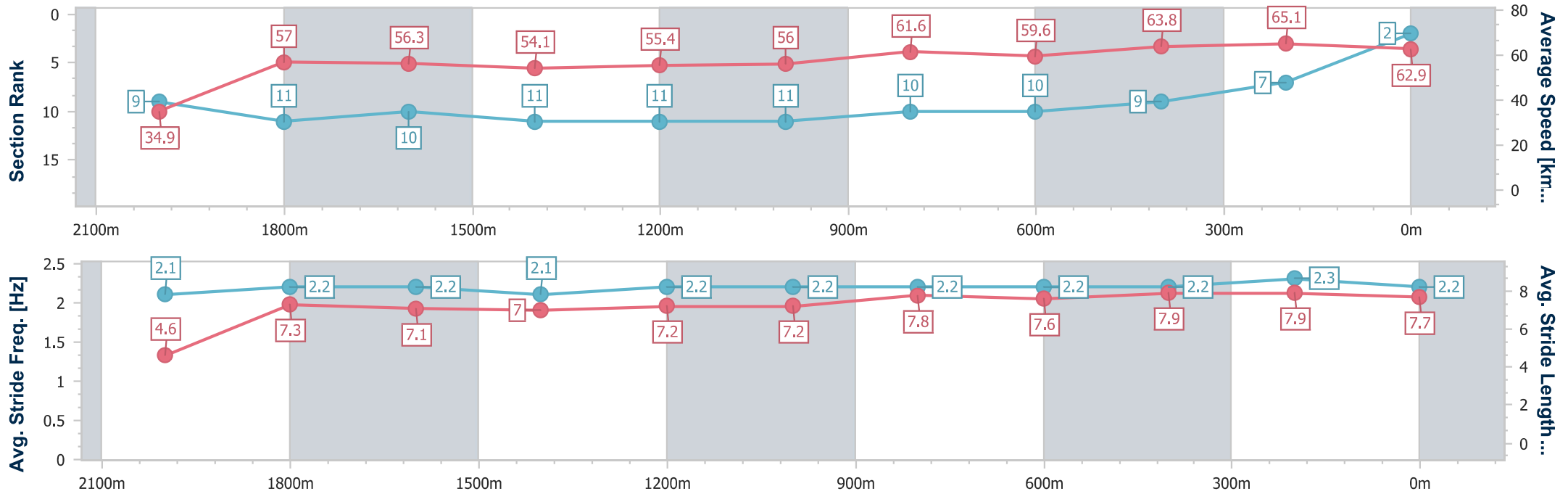
Pukekohe Park NZ Professional
Race 1: DUNSTAN HORSEFEEDS STAYERS CHAMPIONSHIP
QUALIFIER 2100 - 2100m

PUKEKOHE
PARK

25 November 2023 - 11:45

Track Rating: Soft 5, Weather: Fine, Rail Position: +3m

Section	Overall	2000m	1800m	1600m	1400m	1200m	1000m	800m	600m	400m	200m
Section Times	2:12.74 [2] (0:10.29)	2:02.45 [9] (0:12.66)	1:49.79 [11] (0:12.57)	1:37.22 [10] (0:13.39)	1:23.83 [11] (0:13.00)	1:10.83 [11] (0:12.83)	0:58.00 [11] (0:11.73)	0:46.27 [10] (0:12.29)	0:33.98 [10] (0:11.49)	0:22.49 [9] (0:11.06)	0:11.43 [7] (0:11.43)
Average Speed [km/h]	34.9	57.0	56.3	54.1	55.4	56.0	61.6	59.6	63.8	65.1	62.9
Top Speed [km/h]	55.2	58.2	57.4	55.6	56.7	57.7	64.1	62.4	65.6	66.6	64.7
Avg. Dist. to Rail [m]	11.1	2.7	2.5	1.2	1.4	1.0	0.5	2.7	5.4	9.9	10.8
Avg. Stride Freq. [Hz]	2.1	2.2	2.2	2.1	2.2	2.2	2.2	2.2	2.2	2.3	2.2
Avg. Stride Length [m]	4.6	7.3	7.1	7.0	7.2	7.2	7.8	7.6	7.9	7.9	7.7



- [] Ranking at each section and finish
- .-.-.- No data available at this section
- NA No data available



Horse/Jockey Name	Sporting Chance
Final Rank	3
Fastest Section Time (Section)	0:10.52 (Overall)
Top Speed [km/h] (Section)	66.3 (400m)
Race State	Finished

AUCKLAND
THOROUGHBRED
RACING

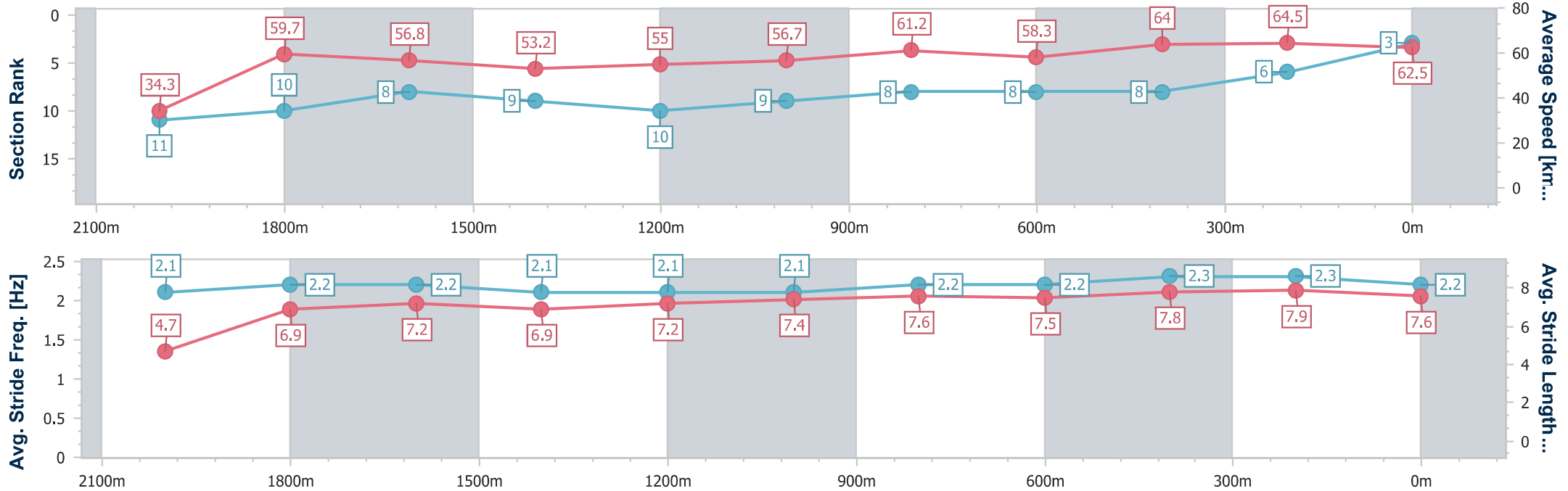
Pukekohe Park NZ Professional
Race 1: DUNSTAN HORSEFEEDS STAYERS CHAMPIONSHIP
QUALIFIER 2100 - 2100m

PUKEKOHE
PARK

25 November 2023 - 11:45

Track Rating: Soft 5, Weather: Fine, Rail Position: +3m

Section	Overall	2000m	1800m	1600m	1400m	1200m	1000m	800m	600m	400m	200m
Section Times	2:12.76 [3] (0:10.52)	2:02.24 [11] (0:12.33)	1:49.91 [10] (0:12.44)	1:37.47 [8] (0:13.41)	1:24.06 [9] (0:13.12)	1:10.94 [10] (0:12.71)	0:58.23 [9] (0:11.69)	0:46.54 [8] (0:12.41)	0:34.13 [8] (0:11.47)	0:22.66 [8] (0:11.13)	0:11.53 [6] (0:11.53)
Average Speed [km/h]	34.3	59.7	56.8	53.2	55.0	56.7	61.2	58.3	64.0	64.5	62.5
Top Speed [km/h]	59.5	61.7	58.1	56.2	56.3	61.1	62.9	62.0	66.3	66.3	63.2
Avg. Dist. to Rail [m]	15.6	5.6	2.8	1.2	0.1	0.4	0.9	1.0	4.8	7.1	7.3
Avg. Stride Freq. [Hz]	2.1	2.2	2.2	2.1	2.1	2.1	2.2	2.2	2.3	2.3	2.2
Avg. Stride Length [m]	4.7	6.9	7.2	6.9	7.2	7.4	7.6	7.5	7.8	7.9	7.6



- [] Ranking at each section and finish
- .-.-.- No data available at this section
- NA No data available



Horse/Jockey Name	Verstappen
Final Rank	4
Fastest Section Time (Section)	0:09.37 (Overall)
Top Speed [km/h] (Section)	66.5 (600m)
Race State	Finished

AUCKLAND
THOROUGHBRED
RACING
SINCE 1874

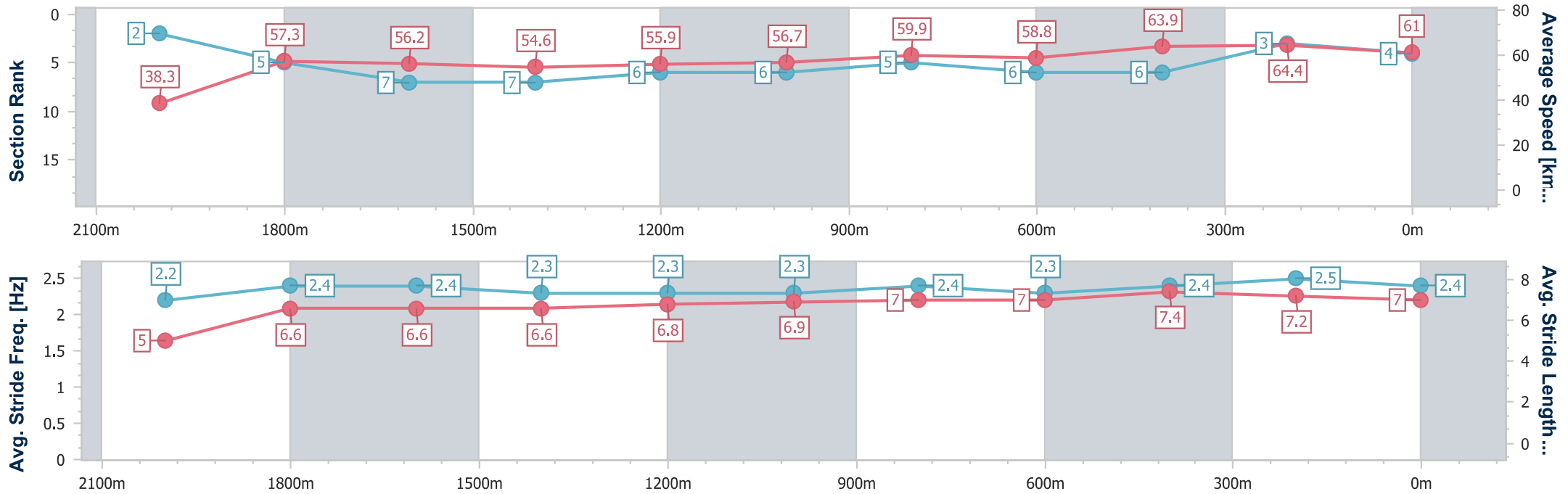
Pukekohe Park NZ Professional
Race 1: DUNSTAN HORSEFEEDS STAYERS CHAMPIONSHIP
QUALIFIER 2100 - 2100m

PUKEKOHE
PARK

25 November 2023 - 11:45

Track Rating: Soft 5, Weather: Fine, Rail Position: +3m

Section	Overall	2000m	1800m	1600m	1400m	1200m	1000m	800m	600m	400m	200m
Section Times	2:12.81 [4] (0:09.37)	2:03.44 [2] (0:12.73)	1:50.71 [5] (0:12.89)	1:37.82 [7] (0:13.31)	1:24.51 [7] (0:12.87)	1:11.64 [6] (0:12.70)	0:58.94 [6] (0:12.10)	0:46.84 [5] (0:12.45)	0:34.39 [6] (0:11.44)	0:22.95 [6] (0:11.13)	0:11.82 [3] (0:11.82)
Average Speed [km/h]	38.3	57.3	56.2	54.6	55.9	56.7	59.9	58.8	63.9	64.4	61.0
Top Speed [km/h]	58.0	59.1	57.6	55.4	57.7	60.6	61.6	61.4	66.5	66.3	62.5
Avg. Dist. to Rail [m]	5.2	2.1	1.8	1.4	1.2	0.5	1.2	3.1	3.7	6.7	7.7
Avg. Stride Freq. [Hz]	2.2	2.4	2.4	2.3	2.3	2.3	2.4	2.3	2.4	2.5	2.4
Avg. Stride Length [m]	5.0	6.6	6.6	6.6	6.8	6.9	7.0	7.0	7.4	7.2	7.0



- [] Ranking at each section and finish
- .-.- No data available at this section
- NA No data available



Horse/Jockey Name	Iffin Doubt Dance
Final Rank	5
Fastest Section Time (Section)	0:10.22 (Overall)
Top Speed [km/h] (Section)	66.9 (400m)
Race State	Finished

AUCKLAND
THOROUGHBRED
SINCE RACING 1874

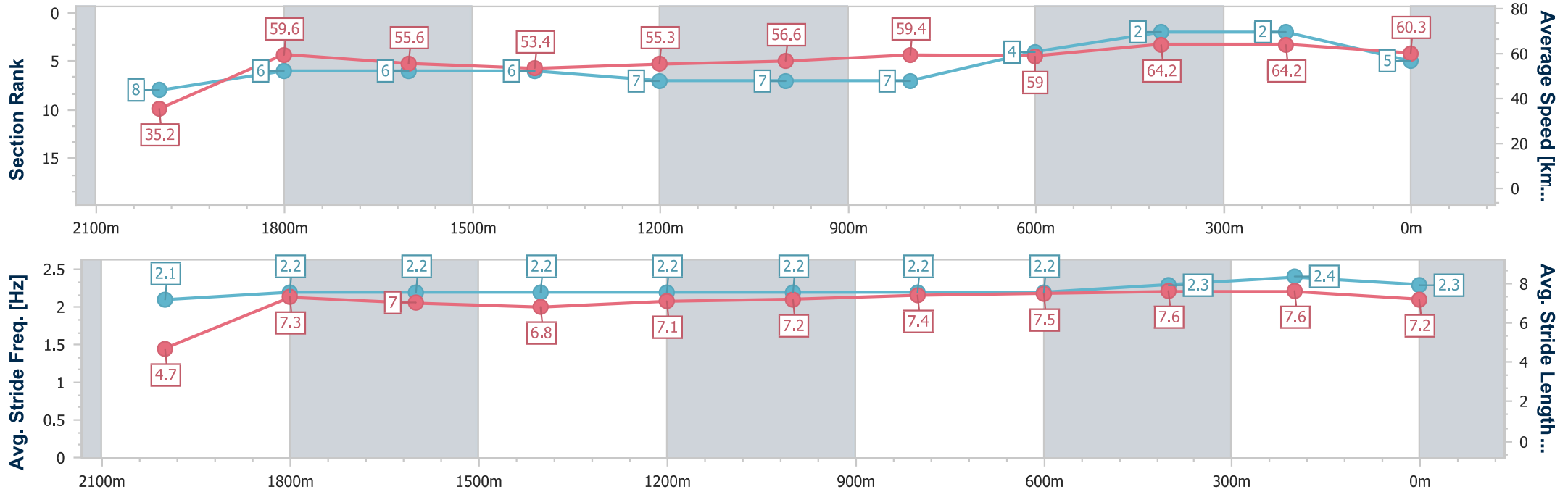
Pukekohe Park NZ Professional
Race 1: DUNSTAN HORSEFEEDS STAYERS CHAMPIONSHIP
QUALIFIER 2100 - 2100m

PUKEKOHE
PARK

25 November 2023 - 11:45

Track Rating: Soft 5, Weather: Fine, Rail Position: +3m

Section	Overall	2000m	1800m	1600m	1400m	1200m	1000m	800m	600m	400m	200m
Section Times	2:12.85 [5] (0:10.22)	2:02.63 [8] (0:12.13)	1:50.50 [6] (0:12.58)	1:37.92 [6] (0:13.36)	1:24.56 [6] (0:13.01)	1:11.55 [7] (0:12.76)	0:58.79 [7] (0:11.99)	0:46.80 [7] (0:12.23)	0:34.57 [4] (0:11.43)	0:23.14 [2] (0:11.21)	0:11.93 [2] (0:11.93)
Average Speed [km/h]	35.2	59.6	55.6	53.4	55.3	56.6	59.4	59.0	64.2	64.2	60.3
Top Speed [km/h]	57.6	61.3	57.7	55.1	56.4	59.6	62.0	60.9	65.6	66.9	61.3
Avg. Dist. to Rail [m]	10.8	4.9	4.7	1.6	1.5	1.6	1.8	1.3	4.7	7.2	8.3
Avg. Stride Freq. [Hz]	2.1	2.2	2.2	2.2	2.2	2.2	2.2	2.2	2.3	2.4	2.3
Avg. Stride Length [m]	4.7	7.3	7.0	6.8	7.1	7.2	7.4	7.5	7.6	7.6	7.2



- [] Ranking at each section and finish
- .-.-.- No data available at this section
- NA No data available



Horse/Jockey Name	My Maebelline Girl
Final Rank	6
Fastest Section Time (Section)	0:10.41 (Overall)
Top Speed [km/h] (Section)	68.1 (2000m)
Race State	Finished

AUCKLAND
THOROUGHBRED
SINCE RACING 1874

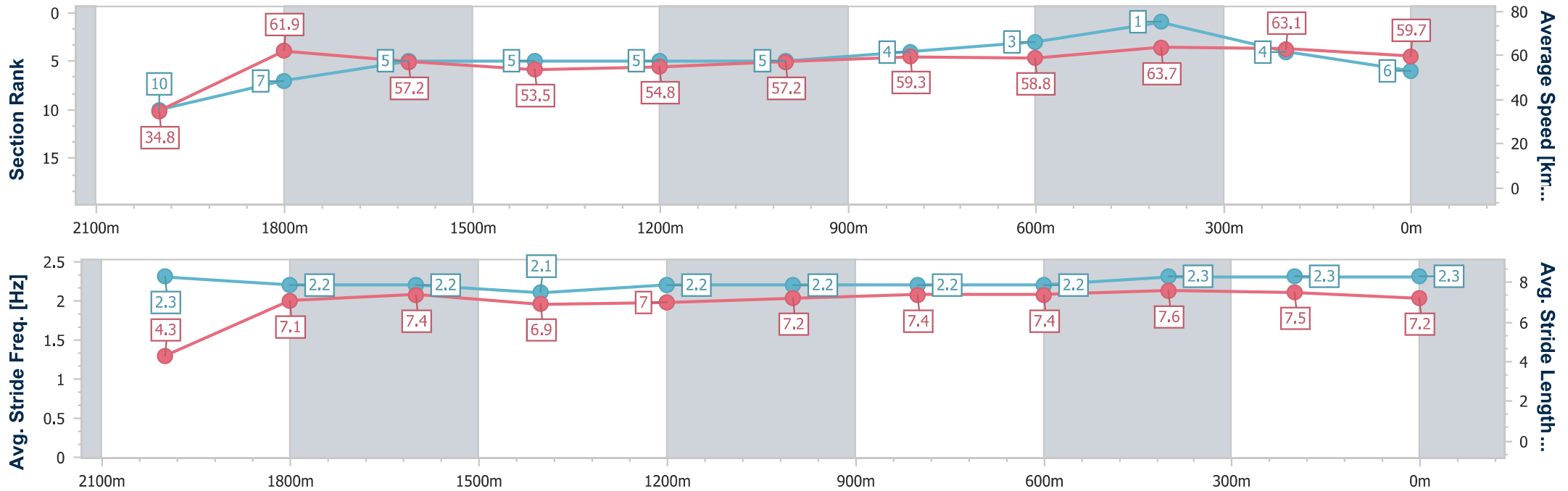
Pukekohe Park NZ Professional
Race 1: DUNSTAN HORSEFEEDS STAYERS CHAMPIONSHIP
QUALIFIER 2100 - 2100m

PUKEKOHE
PARK

25 November 2023 - 11:45

Track Rating: Soft 5, Weather: Fine, Rail Position: +3m

Section	Overall	2000m	1800m	1600m	1400m	1200m	1000m	800m	600m	400m	200m
Section Times	2:13.06 [6] (0:10.41)	2:02.65 [10] (0:11.98)	1:50.67 [7] (0:12.28)	1:38.39 [5] (0:13.34)	1:25.05 [5] (0:13.14)	1:11.91 [5] (0:12.60)	0:59.31 [5] (0:12.07)	0:47.24 [4] (0:12.32)	0:34.92 [3] (0:11.47)	0:23.45 [1] (0:11.44)	0:12.01 [4] (0:12.01)
Average Speed [km/h]	34.8	61.9	57.2	53.5	54.8	57.2	59.3	58.8	63.7	63.1	59.7
Top Speed [km/h]	63.4	68.1	58.5	56.5	55.9	59.7	61.3	61.6	64.7	64.6	61.1
Avg. Dist. to Rail [m]	13.8	7.4	4.9	2.2	0.6	0.8	0.7	1.5	3.7	4.6	4.4
Avg. Stride Freq. [Hz]	2.3	2.2	2.2	2.1	2.2	2.2	2.2	2.2	2.3	2.3	2.3
Avg. Stride Length [m]	4.3	7.1	7.4	6.9	7.0	7.2	7.4	7.4	7.6	7.5	7.2



- [] Ranking at each section and finish
- .-.-.- No data available at this section
- NA No data available



Horse/Jockey Name	Rock My Heart
Final Rank	7
Fastest Section Time (Section)	0:09.95 (Overall)
Top Speed [km/h] (Section)	66.3 (600m)
Race State	Finished

AUCKLAND
THOROUGHBRED
RACING

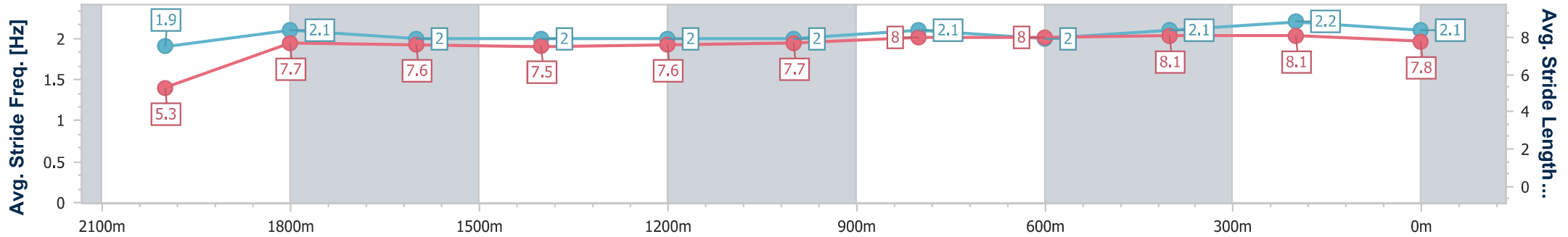
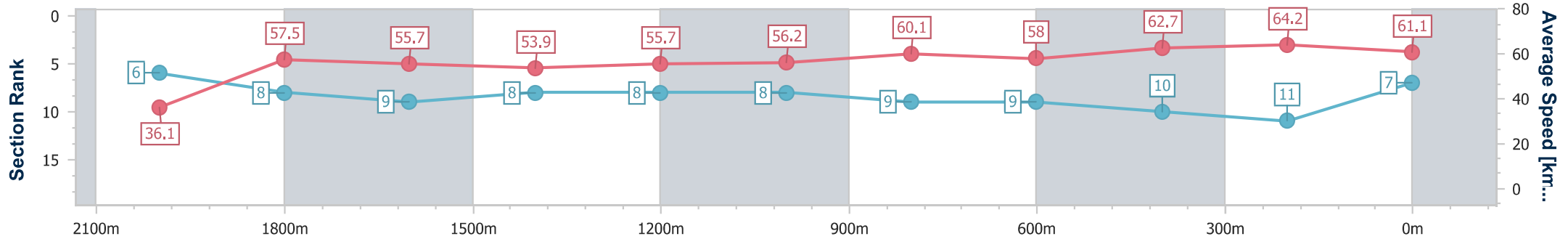
Pukekohe Park NZ Professional
Race 1: DUNSTAN HORSEFEEDS STAYERS CHAMPIONSHIP
QUALIFIER 2100 - 2100m

PUKEKOHE
PARK

25 November 2023 - 11:45

Track Rating: Soft 5, Weather: Fine, Rail Position: +3m

Section	Overall	2000m	1800m	1600m	1400m	1200m	1000m	800m	600m	400m	200m
Section Times	2:13.23 [7] (0:09.95)	2:03.28 [6] (0:12.62)	1:50.66 [8] (0:12.76)	1:37.90 [9] (0:13.27)	1:24.63 [8] (0:12.96)	1:11.67 [8] (0:12.84)	0:58.83 [8] (0:11.84)	0:46.99 [9] (0:12.43)	0:34.56 [9] (0:11.58)	0:22.98 [10] (0:11.21)	0:11.77 [11] (0:11.77)
Average Speed [km/h]	36.1	57.5	55.7	53.9	55.7	56.2	60.1	58.0	62.7	64.2	61.1
Top Speed [km/h]	57.4	58.2	56.9	55.2	57.2	59.7	61.9	59.4	66.3	66.3	61.4
Avg. Dist. to Rail [m]	8.7	2.0	2.0	1.0	0.3	0.6	1.4	0.4	1.7	3.0	4.1
Avg. Stride Freq. [Hz]	1.9	2.1	2.0	2.0	2.0	2.0	2.1	2.0	2.1	2.2	2.1
Avg. Stride Length [m]	5.3	7.7	7.6	7.5	7.6	7.7	8.0	8.0	8.1	8.1	7.8



- [] Ranking at each section and finish
- .-.-.- No data available at this section
- NA No data available



Horse/Jockey Name	Withalmyheart
Final Rank	8
Fastest Section Time (Section)	0:09.42 (Overall)
Top Speed [km/h] (Section)	66.3 (400m)
Race State	Finished

AUCKLAND
THOROUGHBRED
RACING

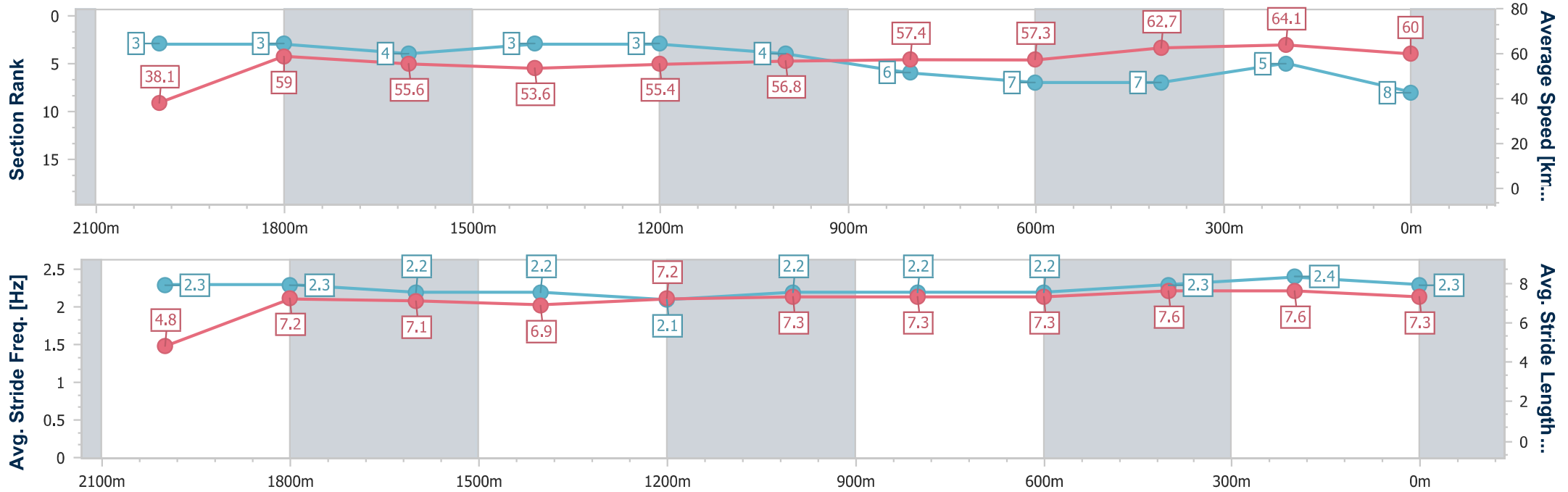
Pukekohe Park NZ Professional
Race 1: DUNSTAN HORSEFEEDS STAYERS CHAMPIONSHIP
QUALIFIER 2100 - 2100m

PUKEKOHE
PARK

25 November 2023 - 11:45

Track Rating: Soft 5, Weather: Fine, Rail Position: +3m

Section	Overall	2000m	1800m	1600m	1400m	1200m	1000m	800m	600m	400m	200m
Section Times	2:13.25 [8] (0:09.42)	2:03.83 [3] (0:12.21)	1:51.62 [3] (0:12.95)	1:38.67 [4] (0:13.38)	1:25.29 [3] (0:13.00)	1:12.29 [3] (0:12.66)	0:59.63 [4] (0:12.37)	0:47.26 [6] (0:12.45)	0:34.81 [7] (0:11.57)	0:23.24 [7] (0:11.19)	0:12.05 [5] (0:12.05)
Average Speed [km/h]	38.1	59.0	55.6	53.6	55.4	56.8	57.4	57.3	62.7	64.1	60.0
Top Speed [km/h]	59.8	60.3	57.6	55.3	56.2	59.9	59.2	59.0	66.1	66.3	61.4
Avg. Dist. to Rail [m]	2.0	0.4	0.2	1.5	1.7	1.3	2.2	1.4	1.6	3.4	2.4
Avg. Stride Freq. [Hz]	2.3	2.3	2.2	2.2	2.1	2.2	2.2	2.2	2.3	2.4	2.3
Avg. Stride Length [m]	4.8	7.2	7.1	6.9	7.2	7.3	7.3	7.3	7.6	7.6	7.3



- [] Ranking at each section and finish
- .-.-.- No data available at this section
- NA No data available



Horse/Jockey Name	Biedermeier
Final Rank	9
Fastest Section Time (Section)	0:10.70 (Overall)
Top Speed [km/h] (Section)	66.9 (400m)
Race State	Finished

AUCKLAND
THOROUGHBRED
RACING

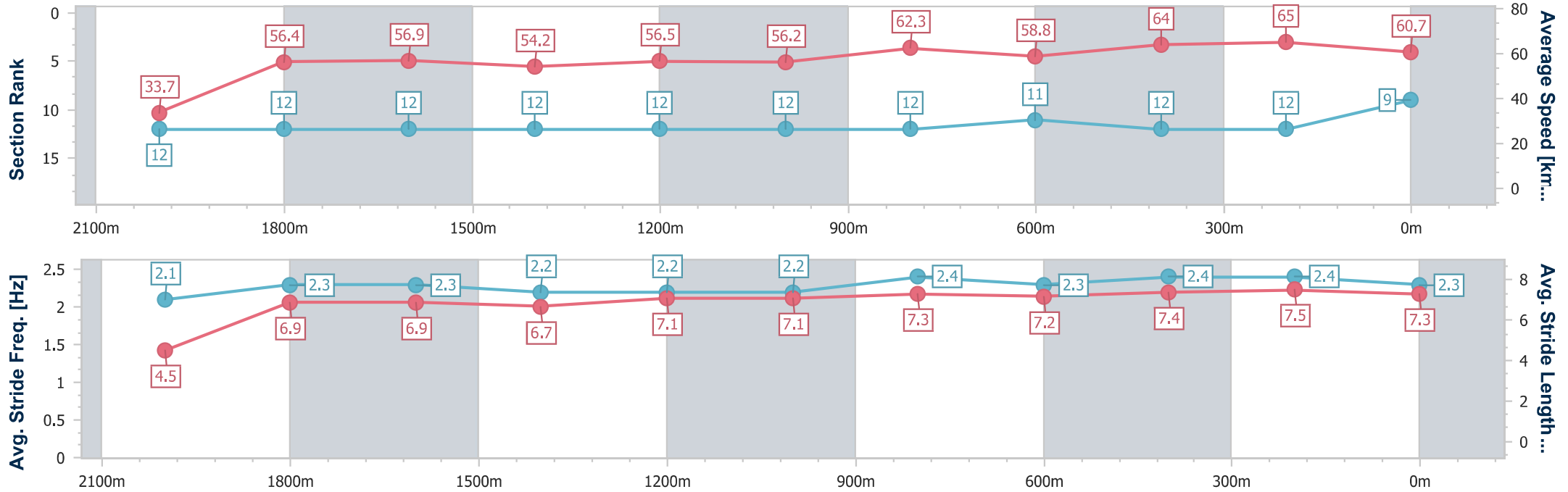
Pukekohe Park NZ Professional
Race 1: DUNSTAN HORSEFEEDS STAYERS CHAMPIONSHIP
QUALIFIER 2100 - 2100m

PUKEKOHE
PARK

25 November 2023 - 11:45

Track Rating: Soft 5, Weather: Fine, Rail Position: +3m

Section	Overall	2000m	1800m	1600m	1400m	1200m	1000m	800m	600m	400m	200m
Section Times	2:13.37 [9] (0:10.70)	2:02.67 [12] (0:12.93)	1:49.74 [12] (0:12.62)	1:37.12 [12] (0:13.37)	1:23.75 [12] (0:12.72)	1:11.03 [12] (0:12.86)	0:58.17 [12] (0:11.41)	0:46.76 [12] (0:12.39)	0:34.37 [11] (0:11.43)	0:22.94 [12] (0:11.09)	0:11.85 [12] (0:11.85)
Average Speed [km/h]	33.7	56.4	56.9	54.2	56.5	56.2	62.3	58.8	64.0	65.0	60.7
Top Speed [km/h]	57.4	58.3	59.1	55.7	58.5	58.1	65.6	63.0	65.2	66.9	63.7
Avg. Dist. to Rail [m]	15.1	3.5	0.8	0.8	0.2	1.2	1.9	2.1	5.5	7.7	8.3
Avg. Stride Freq. [Hz]	2.1	2.3	2.3	2.2	2.2	2.2	2.4	2.3	2.4	2.4	2.3
Avg. Stride Length [m]	4.5	6.9	6.9	6.7	7.1	7.1	7.3	7.2	7.4	7.5	7.3



- [] Ranking at each section and finish
- .-.-.- No data available at this section
- NA No data available



Horse/Jockey Name	Rocket Lad
Final Rank	10
Fastest Section Time (Section)	0:09.73 (Overall)
Top Speed [km/h] (Section)	66.0 (400m)
Race State	Finished

AUCKLAND
THOROUGHBRED
RACING

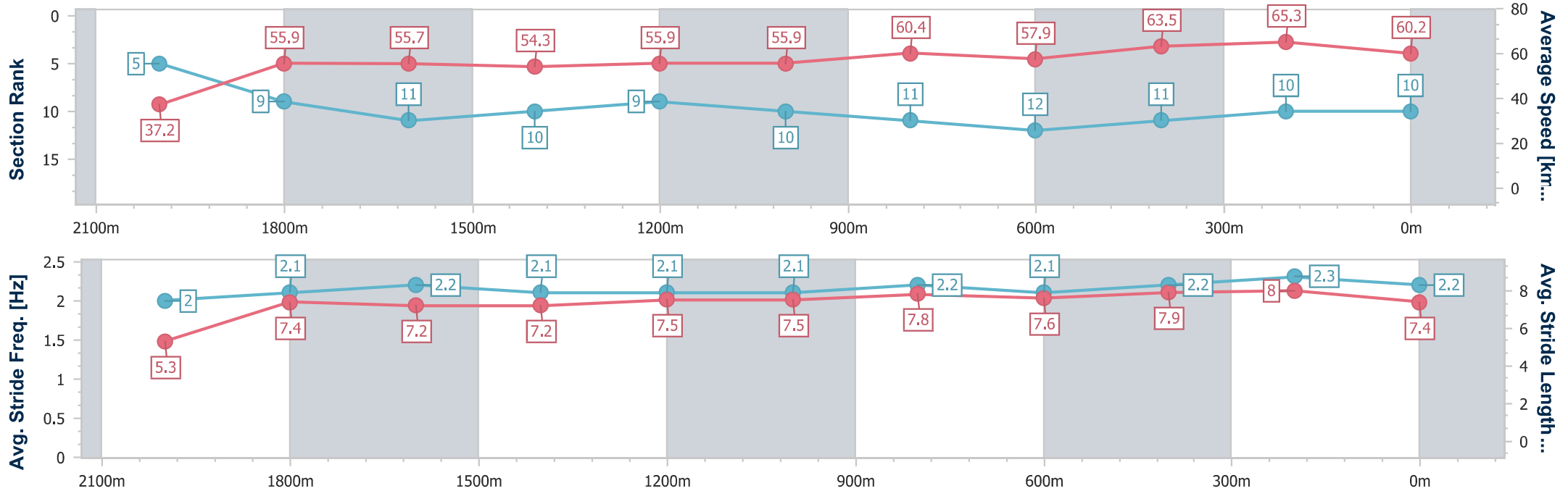
Pukekohe Park NZ Professional
Race 1: DUNSTAN HORSEFEEDS STAYERS CHAMPIONSHIP
QUALIFIER 2100 - 2100m

PUKEKOHE
PARK

25 November 2023 - 11:45

Track Rating: Soft 5, Weather: Fine, Rail Position: +3m

Section	Overall	2000m	1800m	1600m	1400m	1200m	1000m	800m	600m	400m	200m
Section Times	2:13.38 [10] (0:09.73)	2:03.65 [5] (0:13.02)	1:50.63 [9] (0:12.96)	1:37.67 [11] (0:13.18)	1:24.49 [10] (0:12.92)	1:11.57 [9] (0:12.84)	0:58.73 [10] (0:11.88)	0:46.85 [11] (0:12.48)	0:34.37 [12] (0:11.37)	0:23.00 [11] (0:11.03)	0:11.97 [10] (0:11.97)
Average Speed [km/h]	37.2	55.9	55.7	54.3	55.9	55.9	60.4	57.9	63.5	65.3	60.2
Top Speed [km/h]	55.6	57.4	57.4	55.7	58.0	58.1	62.4	59.8	66.0	66.0	63.5
Avg. Dist. to Rail [m]	9.3	2.0	0.5	0.6	0.1	0.6	0.8	0.5	1.3	3.0	3.9
Avg. Stride Freq. [Hz]	2.0	2.1	2.2	2.1	2.1	2.1	2.2	2.1	2.2	2.3	2.2
Avg. Stride Length [m]	5.3	7.4	7.2	7.2	7.5	7.5	7.8	7.6	7.9	8.0	7.4



- [] Ranking at each section and finish
- .-.- No data available at this section
- NA No data available



Horse/Jockey Name	Roc Dancer
Final Rank	11
Fastest Section Time (Section)	0:10.01 (Overall)
Top Speed [km/h] (Section)	64.7 (400m)
Race State	Finished

AUCKLAND
THOROUGHBRED
RACING

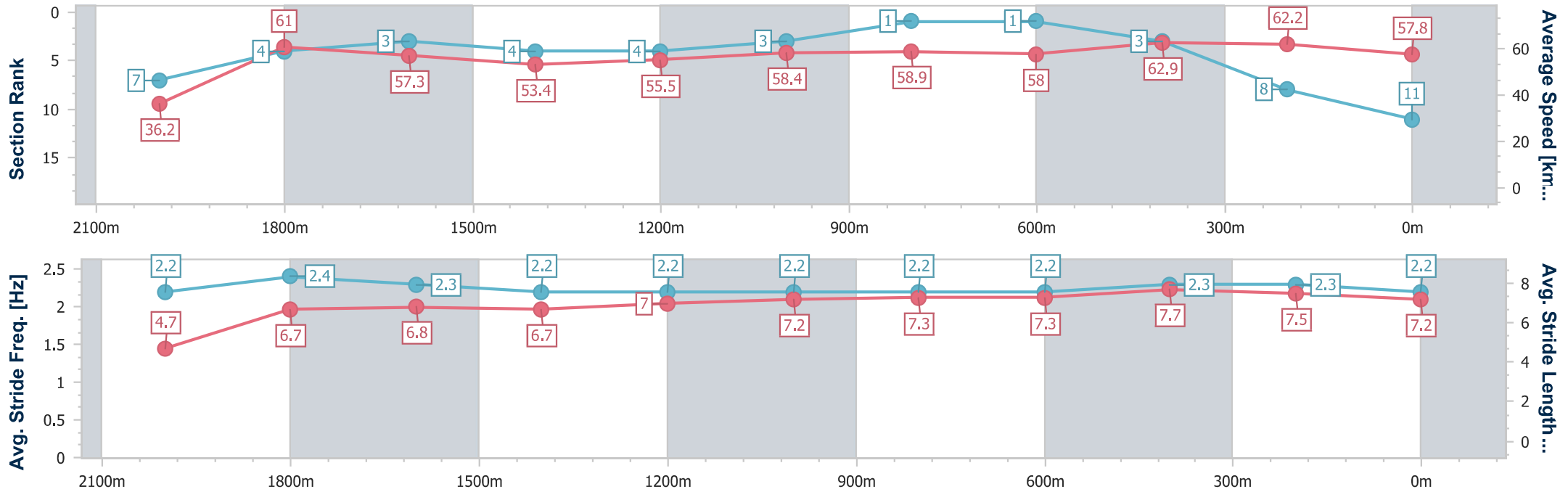
Pukekohe Park NZ Professional
Race 1: DUNSTAN HORSEFEEDS STAYERS CHAMPIONSHIP
QUALIFIER 2100 - 2100m

PUKEKOHE
PARK

25 November 2023 - 11:45

Track Rating: Soft 5, Weather: Fine, Rail Position: +3m

Section	Overall	2000m	1800m	1600m	1400m	1200m	1000m	800m	600m	400m	200m
Section Times	2:13.75 [11] (0:10.01)	2:03.74 [7] (0:11.94)	1:51.80 [4] (0:12.46)	1:39.34 [3] (0:13.59)	1:25.75 [4] (0:12.98)	1:12.77 [4] (0:12.35)	1:00.42 [3] (0:12.13)	0:48.29 [1] (0:12.62)	0:35.67 [1] (0:11.64)	0:24.03 [3] (0:11.59)	0:12.44 [8] (0:12.44)
Average Speed [km/h]	36.2	61.0	57.3	53.4	55.5	58.4	58.9	58.0	62.9	62.2	57.8
Top Speed [km/h]	60.7	62.7	59.7	55.5	56.8	60.2	60.0	60.3	64.3	64.7	60.3
Avg. Dist. to Rail [m]	11.2	3.6	1.2	2.0	0.5	0.6	1.6	3.1	3.7	3.6	3.5
Avg. Stride Freq. [Hz]	2.2	2.4	2.3	2.2	2.2	2.2	2.2	2.2	2.3	2.3	2.2
Avg. Stride Length [m]	4.7	6.7	6.8	6.7	7.0	7.2	7.3	7.3	7.7	7.5	7.2



- [] Ranking at each section and finish
- .-.-.- No data available at this section
- NA No data available



Horse/Jockey Name	Ciabella
Final Rank	12
Fastest Section Time (Section)	0:09.22 (Overall)
Top Speed [km/h] (Section)	64.4 (400m)
Race State	Finished

AUCKLAND
THOROUGHBRED
RACING SINCE 1874

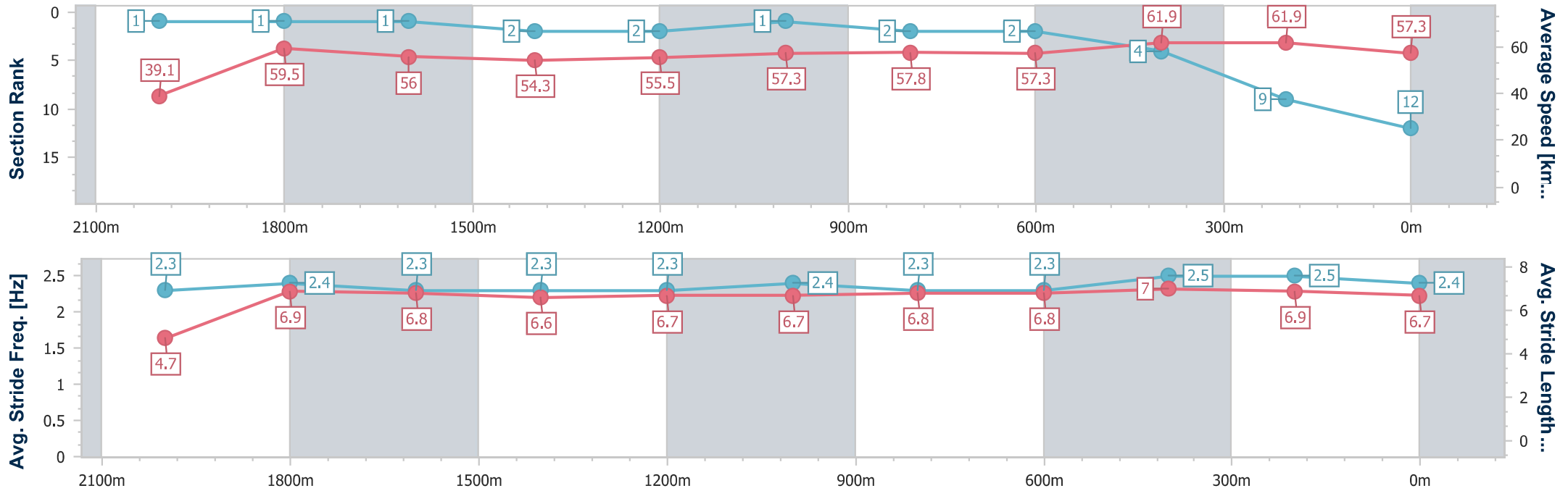
Pukekohe Park NZ Professional
Race 1: DUNSTAN HORSEFEEDS STAYERS CHAMPIONSHIP
QUALIFIER 2100 - 2100m

PUKEKOHE
PARK

25 November 2023 - 11:45

Track Rating: Soft 5, Weather: Fine, Rail Position: +3m

Section	Overall	2000m	1800m	1600m	1400m	1200m	1000m	800m	600m	400m	200m
Section Times	2:13.92 [12] (0:09.22)	2:04.70 [1] (0:12.08)	1:52.62 [1] (0:12.99)	1:39.63 [1] (0:13.33)	1:26.30 [2] (0:12.99)	1:13.31 [2] (0:12.54)	1:00.77 [1] (0:12.37)	0:48.40 [2] (0:12.58)	0:35.82 [2] (0:11.63)	0:24.19 [4] (0:11.61)	0:12.58 [9] (0:12.58)
Average Speed [km/h]	39.1	59.5	56.0	54.3	55.5	57.3	57.8	57.3	61.9	61.9	57.3
Top Speed [km/h]	62.2	62.3	57.5	54.9	56.8	60.9	60.8	58.7	64.0	64.4	60.3
Avg. Dist. to Rail [m]	4.4	0.6	1.6	0.6	1.0	0.9	1.4	0.6	0.8	1.5	1.4
Avg. Stride Freq. [Hz]	2.3	2.4	2.3	2.3	2.3	2.4	2.3	2.3	2.5	2.5	2.4
Avg. Stride Length [m]	4.7	6.9	6.8	6.6	6.7	6.7	6.8	6.8	7.0	6.9	6.7



- [] Ranking at each section and finish
- .-.- No data available at this section
- NA No data available